

80

microcomputing^{T.M.}
the magazine for TRS-80* users




Get Wired!

Micro networks are
changing the way
we communicate.
Will they change
the way we think?
Page 62

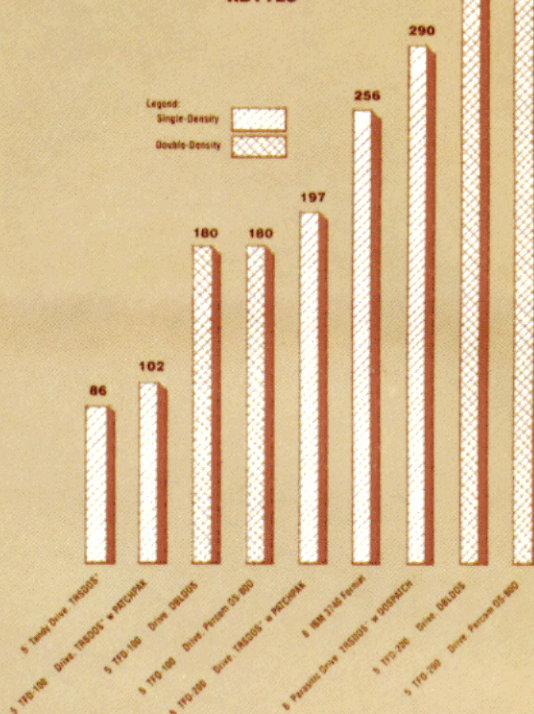
Inside: Tandy's Pocket Computer
puts BASIC in the palm of your hand. Page 125



Store Up to 350 Kbytes on a 5" Disk



FORMATTED DISK STORAGE CAPACITY
IN
KBYTES



The DOUBLER™. It packs almost twice the data on a disk track as your single-density system. Depending on the type of drive, you can store up to **four** times more data on one side of a minidiskette than you can store using a standard Model I mini-disk drive.

- The DOUBLER™ reads, writes and formats **either** single- or double-density minidiskettes.
- Proprietary design allows you to continue to run TRSDOS*, NEW-DOS‡, Percom OS-80™ or other single-density software **without making any changes** to software or hardware. Switch to double-density operation at any convenient time.
- Includes DBLDOS™, a TRSDOS* compatible double-density disk operating system.

- CONVERT utility, on DBLDOS™ minidiskette, converts files and programs from single- to double-density or double- to single-density.
- The DOUBLER™ circuit card includes **high performance data separator, write precompensation** circuits for reliable disk read operations — even with 80-track drives.
- **Plug-in Installation** — The DOUBLER simply plugs into the disk controller socket of your Ex-

pansion Interface, requiring no strapping or trace cutting. Expansion Interface disk controller may be completely restored to original configuration by simply removing the DOUBLER™ and re-installing the original disk controller chip.

- Works with standard 35-, 40-, 77- and 80-track mini-disk drives rated for double-density operation.
- Introductory price, including DBLDOS™ and format conversion utility on minidiskette, **only \$219.95**. Use the coupon for even greater savings.

Mini-Disk Systems



More storage capacity, higher reliability — from Percom, the industry leader. One-, two- and three-drive configurations in either 40- or 77-track format. Fully burned-in. From only \$399.

\$20 PERCOM DISCOUNT \$20

COUPON

worth \$20 toward

The Purchase of a

DOUBLER™

Coupon No. 80M103

Expires December 30, 1980

Void where prohibited by law.


\$20 \$20

Call toll-free, 1-800-527-1592, for the address of your nearest authorized Percom dealer, or to order directly from Percom.



PERCOM DATA COMPANY, INC.
211 N. KIRBY GARLAND, TEXAS 75042
(214) 272-3421

TRS-80* Model I Computer Owners . . .



Double-density storage. It's really here!

Here at Percom. And your authorized Percom dealers.

And double-density storage is here in a big way. Because now you can choose from *three different levels* of mini-disk systems — all *double-density rated*.

And get the storage that precisely meets your application needs.

Not to mention the service and quality that's made Percom the industry leader.

Although rated for double-density operation, all levels of Percom drives *work equally well in single-density applications*.


You can operate these drives in ordinary single-density format using TRSDOS*, Percom OS-80™ or any other single-density operating system.

Or, you can add a Percom DOUBLER™ to your Tandy Expansion Interface and store data and programs in *either* single- or double-density format.

Under double-density operation, you can store as much as **350 Kbytes** of formatted data — depending on the drive model — on one side of a five-inch minidiskette.

That's *four times* the capacity of standard Model I mini-disks, almost 100 Kbytes *more than* the capacity of the *eight-inch* IBM 3740 format!

Available in 1-, 2- and 3-drive configurations in all three model lines, Percom *burned-in, fully-tested* drives start at only \$399.



TFD-40™ Drives



TFD-40 Drives store 180 Kbytes (double-density) or 102 Kbytes (single-density) of **formatted** data on one side of a 40-track minidiskette. Although economically priced, TFD-40 drives receive the same full Percom quality control measures as TFD-100 and TFD-200 drives.

TFD-100™ Drives



TFD-100 drives are "flippy" drives. You store twice the data per minidiskette by using both sides of the disk. TFD-100 drives store 180 Kbytes (double-density) or 102 Kbytes (single-density) **per side**. Under double-density operation, you can store a 70-page document on one minidiskette.

TFD-200™ Drives



TFD-200 drives store 350 Kbytes (double-density) or 197 Kbytes (single-density) on one side of a minidiskette. By comparison, 3740-formatted eight-inch disks store only 256 Kbytes. Enormous on-line storage capacity in a 5" drive, plus proven Percom reliability. That's what you get in a TFD-200.

the DOUBLER™



— This proprietary adapter for the TRS-80* Model I computer packs approximately twice the data on a disk track.

Depending on the type of drive, you can store up to four times as much data — 350 Kbytes — on one side of a minidiskette as you can store using a Tandy standard Model I computer drive.

Easy to install, the DOUBLER merely plugs into the disk controller chip socket of your Expansion Interface. No rewiring. No trace cutting.

And because the DOUBLER reads, writes and formats *either* single- or double-density disks, you can continue to run all of your single-density software, then switch to double-density operation at any convenient time.

Included with the PC card adapter is a TRSDOS*-compatible double-density disk operating system, called DBLDOS™, plus a CONVERT utility that converts files and programs from single- to double-density or double- to single-density format.

Each DOUBLER also includes an on-card high-performance data separator circuit which ensures reliable disk read operation.

The DOUBLER works with standard 35-, 40-, 77- and 80-track drives rated for double-density operation.

Note. Opening the Expansion Interface to install the DOUBLER may void Tandy's limited 90-day warranty.

Drive enclosures, power supplies Percom drive enclosures are finished in compatible silver enamel. Three sizes accommodate either 1, 2 or 3 drives. Drive power supplies are heavy duty, cool-running open-frame design. Three-wire ac power cords are safer, have lower noise pickup.

Free software patch This software patch, called PATCH PAK™, upgrades TRSDOS* for operation with improved 40- and 77-track drives. For single-density operation only.

Quality Percom products are available at authorized dealers. Call toll free 1-800-527-1592 for the address of your nearest dealer or to order directly from Percom. In Canada call 519-824-7041.

™ trademark of Percom Data Company, Inc.

Prices and specifications subject to change without notice.

* trademark of Tandy Radio Shack Corporation which has no relationship to Percom Data Company.

PERCOM

PERCOM DATA COMPANY, INC.
211 N. KIRBY • GARLAND TX • 75042

(214) 272-3421

80 Contents

PUBLISHER
Wayne Green

EXECUTIVE VICE PRESIDENT
Sherry Smythe

ASSOCIATE PUBLISHER
Edward Ferman

ASSISTANT PUBLISHER
Jeff DeTray

ADVERTISING MANAGER
Kevin Rushalko

CIRCULATION MANAGER
(603) 924-7296
Debra Boudrieau

BULK SALES MANAGER
Ginny Boudrieau

ADVERTISING SALES
(603) 924-7138
Penny Brooks
John Gancarz

Manuscripts are welcome at *80 Microcomputing*, we will consider publication of any TRS-80 oriented material. Guidelines for budding authors are available, please send a self-addressed envelope and ask for "How to Write for *80 Microcomputing*." Entire contents copyright 1980 by 1001001 Inc. No part of this publication may be reprinted, or reproduced by any means, without prior written permission from the publisher. All programs are published for personal use only. All rights reserved.

80 Microcomputing (ISSN -0199-6789) is published monthly by 1001001 Inc., 80 Pine St., Peterborough NH 03458. Phone: 603-924-3873. Subscription rates in U.S. are \$18 for one year and \$45 for three years. In Canada, \$20—one year only, U.S. funds. Foreign subscriptions (surface mail), \$28—one year only, U.S. funds. Foreign subscriptions (air mail), \$60—one year only, U.S. funds. In Europe please contact Monika Nedela, Markstr. 3, D-7778 Markdorf, W. Germany. In South Africa contact *80 Microcomputing*, P.O. Box 782815, Sandton, South Africa 2146. Australian Distributor: Electronic Concepts, Attention: Rudi Hoess, 55 Clarence Street, Sydney 2000, Australia. All U.S. subscription correspondence should be addressed to *80 Microcomputing*, Subscription Department, P.O. Box 981, Farmingdale, NY 11737. Please include your address label with any correspondence. Postmaster: Send form 3579 to *80 Microcomputing*, Subscription Services, P.O. Box 981, Farmingdale, NY 11737.

Electronic Networks . . . by Nancy Robertson **Page 62**

When the postman rings in the future, he may not. That's the thrust of this feature on the future of electronic mail and data processing via the phone lines. Can the micro replace the telephone?

```
20 PRINT@26,"COLLECTIV
30 PRINT:PRINT"I SHALL
40 PRINT"I SHALL THEN
   UCH CREATURES"
50 PRINT"FOR EXAMPLE -
60 PRINT"YOUR REPLY SH
70 READ Q$,A$
80 PRINT Q$
90 INPUT N$
100 IF N$=A$ THEN PRIN
    "WRONG, I'M AFRAI
110 DATA "LION","PRIDE
```

Page 70

Into the 80's **Page 70**

by I. R. Sinclair

In part III of this introductory course, Ian Sinclair explores some of the most powerful commands in BASIC—IF . . . THEN . . . ELSE statements. Examples are easy to follow: herds of cows, gaggles of geese and flocks of sheep.

The Fixer . . . by Peter Ashley **Page 90**

Keep your 80 in the dark with this complete photography program. Step-by-step, you'll mix your chemicals and track your development time.

BASIC in the Palm of Your Hand **Page 125**


by Ken Knecht

This hand-held computer made by Sharp, Inc. and labeled by Tandy puts BASIC in the palm of your hand. The review comes complete with sample program. Judge for yourself.


Images **Page 220**

by Buzz Gorsky

Here's a nifty program: a pattern drawer that no doubt has a thousand applications. The author dares you to name just one.



Page 220



APPLICATION

- 114 Tally with an 80 A** computer wins the election. *Roderick D. Graham*
132 Your Personal Calendar For those with thaasophobia. *William L. Colsher*

EDUCATION

- 186 Hey... You in the Corner** Heads up, and get rid of that gum. *Mike South*

GAME

- 83 Computer Monopoly** Boardwalk hits computerland. *Barry Adams*

GENERAL

- 109 Radio Shack Versus the Competition** Who else? *David D. Busch*
179 The Random Walker A short and awesome display. *John F. Strazzarino*
195 Menu List Selection Subroutine Your just desserts. *Frank B. Rowlett, Jr.*
234 The Table of Contents Want to know what you listened to? *Dennis Thurlow*

HARDWARE

- 116 Mem Size... 20K!** Those old chips ain't dead yet. *W. R. Stanley*
146 Home-Brew TRS-80 Build an 80 yourself *Russell W. Steele*
216 Look, A Snooper/Snubber! Better than a watchdog. *Philip O. Martel*

SOFTWARE

- 208 DOS Machine Code Loading Technique** Get loaded with ease. *Tim Turner*
212 Mix Your Own PIMS A directory recipe. *David Busch*
226 You Can Call It... Ray It loves to be used. *Barry Kornfeld*
230 POW-BANG-ZAP-(CRASH) Music to your ears? *John L. Brandolini*

TECHNIQUE

- 168 Cheap Trills with T-Bug** Like your music cheap and easy? *Albert C. Bole, Jr.*

TUTORIAL

- 160 Of Two Dimensional Arrays** Monitor your home. *R. L. Conhaim*
202 Smart Programs So, you think you control your computer? *Daniel Lovy*
222 Inside-Out Debugging Attack your graphics from behind. *Del Ogren*

UTILITY

- 128 Cross Reference** An easy code-tracking device. *Major Erick J. Camp*
172 T-Bug and Then Some Make it easy on yourself. *Mark Paxton*
177 Up and Down Ear muffs for your 80. *M. Parris*
206 Resurrect It! Will miracles never cease? *Thomas L. Quindry*

DEPARTMENTS

- | | |
|---|---|
| 8 Remarks <i>Wayne Green</i> | 27 80 Applications <i>Dennis Kitsz</i> |
| 10 Inside 80 <i>Ed Juge</i> | 32 The Assembly Line <i>William Barden</i> |
| 12 Education 80 <i>Earl R. Savage</i> | 38 Reviews |
| 18 80 Input | 47 80 News |
| 24 80 Accountant <i>Michael Tannenbaum</i> | 56 New Products |

PUBLISHER/EDITOR
Wayne Green

MANAGING EDITOR
Michael Comendul

TECHNICAL CONSULTANT
Jake Commander

PRODUCTION EDITOR
Clare McCarthy

ASSOCIATE EDITOR (COPY)
Carolyn Straub

NEWS EDITOR
Nancy Robertson

REVIEW EDITOR
Pamela Petrakos

ASST. TECHNICAL EDITOR
Chris Brown

EDITORIAL ASSISTANTS
Chris Crocker
Debra Marshall

TECHNICAL CONTRIBUTING EDITOR
Dennis Kitsz

EDITORIAL ADMINISTRATION
Cresca Clyne
Nancy Noyd

DESIGN ASSOCIATE
Diana Shonk

MANUFACTURING MANAGER
Noel Ray Self

**PRODUCTION
MANAGER/PUBLICATIONS**
Nancy Salmon

**ASST. PRODUCTION MANAGER
PUBLICATIONS**
Michael Murphy

AD COORDINATOR
Sue Symonds

ADVERTISING PRODUCTION
John White, Steve Baldwin, Bruce Hedin,
Bob Sawyer

PRODUCTION DEPT.
William Anderson Jr., Patty Burr, Linda
Drew, Kenneth Jackson, Ross Kenyon,
Maryann Metivier, Dion Owens, Patrice
Scribner, Thomas Villeneuve

PHOTOGRAPHY
William Heydolph, Terrie Anderson,
Tedd Cluff

TYPESETTING
Barbara Latti, Sara Bedell, Mary Kinzel,
Linda Locke

Cover photos by Paul Grupp and Nancy
Robertson, cover design by Diana Shonk



META TECHNOLOGIES



MTC AIDS-III™ *

MODEL I . . . \$69.95

MODEL II . . . \$99.95

Introducing the latest addition to MTC's family of data management systems, AIDS-III. NO PROGRAMMING, easy to use. COMPLETE PACKAGE including demonstration application, documentation and MAPS-III (see below).

- Up to 20 USER-DEFINED FIELDS of either numeric- or character-type.
- CHARACTER-type fields may be any length (total: up to 254 characters).
- NUMERIC-type fields feature automatic formatting, rounding, decimal alignment and validation.
- Full feature EDITING when adding or changing records:
 - ENTER FIELD (can't type-in more characters than specified).
 - BACKSPACE (delete last character typed).
 - DELETE FIELD contents.
 - RESTORE FIELD contents.
 - RIGHT-JUSTIFY FIELD contents.
 - SKIP FIELD (to next or previous field).
 - SKIP RECORD (to next or previous record).
- SORTING of records is MACHINE CODE assisted.
 - 200 RECORDS (40 characters) in about 5 SECONDS.
 - ANY COMBINATION of fields (including numerics) with each field in ascending or descending order.
- SELECTION of records for Loading, Updating, Deleting, Printing and Saving is MACHINE CODE assisted.
 - Specify up to 4 CRITERIA, each using one of 6 RELATIONAL COMPARISONS.
 - LOAD or SAVE selected records using MULTIPLE FILES.
 - Example: Select records representing those people who live in the state of Colorado, but not in the city of Denver, whose last names begin with "F" and whose incomes exceed \$9000.00.
 - Example: Select records representing those sales made to XYZ COMPANY that exceed \$25.00, between the dates 03/15 and 04/10.

MAPS-III (MTC AIDS PRINT SUBSYSTEM), included at no charge, has the following features:

- Full AIDS-III SELECTION capabilities.
- Prints user-specified fields DOWN THE PAGE.
- Prints user-specified fields in titled, columnar REPORT FORMAT, automatically generating column headings, paging and (optionally) indentation.
- Can create a single report from MULTIPLE FILES.
- Prints user-defined formats for CUSTOM LABELS, custom forms, etc.

BELOW ARE TESTIMONIALS from owners of AIDS systems. These are absolutely authentic statements and are typical of the comments we receive.

"This program will do more for my business than all the other programs I have, combined."

David Wareham, Vice President (EDP), National Hospital and Health Care Services Inc.

"We have 32 different Data Base Management packages for the TRS-80. AIDS-III is easily the best. It also makes it easier for us to step up to our Model II since the package is available for both computers."

Jack Bilinski, President, 80 Microcomputer Services

"Your AIDS program is far and away the finest information management system that I've ever seen. I am currently using it to maintain a clear picture of the demographic data on all the kids in our residential treatment program and it is working for me superbly."

Frank Boehm, Director, Front Door Residential Treatment Program

- COMPATIBLE with AIDS-II data files and AIDS subsystems.
- Move up from AIDS-II and EXPAND to 20 field capability WITHOUT REENTERING DATA.
- AIDS-II (Model I or II) owners may UPGRADE FOR ONLY \$25.00.

*WARNING! This program is written in BASIC and can be listed in the normal manner. Modification of program code is NOT RECOMMENDED due to its extreme complexity.

Let your TRS-80™ Teach You ASSEMBLY LANGUAGE

REMSOFT's unique package, "INTRODUCTION TO TRS-80® ASSEMBLY PROGRAMMING" includes ten 45-minute lessons on audio cassettes, a display program for each lesson providing illustration & reinforcement, and a text book on TRS-80® Assembly Language Programming. Includes useful routines to access keyboard, video, printer and ROM. Requires 16K - Level II, Model I.

REMASSEM-1 \$69.95
FOR DISK SYSTEMS \$74.95

Let Your TRS-80™ Teach You ASSEMBLY LANGUAGE DISK I/O TECHNIQUES

REMSOFT does it again! REMDISK-1 is a concise, capsulated supplement to REMASSEM-1. Package consists of two 45-minute lessons on audio cassettes, and display programs providing illustration and reinforcement. Provides specific track and sector I/O techniques, and sequential and random file access methods and routines.

REMDISK-1 \$29.95

MTC AIDS - II™

Ailing information? Doctor it up with AIDS-II. This Automated Information Directory System offers twelve user-defined fields with full feature editing when adding or changing records. Selective Loading, Updating, Deleting, Printing and Saving records may be accomplished using any of six relational comparisons. Also features machine code assisted sorting (200 records in about 5 seconds) by any combination of fields, and much more! Unique "windowing" capability allows directories of unlimited size. Window size is typically 200 or more records in 32K. Can be used for mailing lists, client reference reporting, appointment "calendars", inventory records and other information systems. Easy to use. Defining a system takes about a minute. MAPS-I (MTC AIDS PRINT SUBSYSTEM) is included at no charge. MAPS features full AIDS-II selection capabilities, prints user-specified fields down the page, produces user-specified columnar report formats with automatically generated column headings and paging, and allows user-defined print formats for custom forms, labels, etc. Add subsystems for additional capabilities. May be upgraded to AIDS-III when required.

MTC AIDS-II \$49.95
For Model II \$79.95

WE GOOFED!

For customer appreciation month in September, MTC offered VERBATIM 5¼" diskettes for \$19.80 per box. As part of limiting this offer to one box per customer, we required the inclusion of the actual ad page with each order. While there was a significant response to our offer, a number of individuals expressed considerable irritation at having to deface their magazines. This month heralds the introduction of Meta Tech's PLAIN JANETM diskettes, The Beautiful Floppy with the Magnetic Personality™. To better promote this fine product and to apologize for any inconvenience or irritation we may have caused, we are offering PLAIN JANETM diskettes for \$19.80 per box through November 30, 1980. Thank you for your understanding and patience.

MORE → PRODUCTS

Let Your TRS-80™ Test Itself With THE FLOPPY DOCTOR & MEMORY DIAGNOSTIC by THE MICRO CLINIC

A complete checkup for your Model I. THE FLOPPY DOCTOR completely checks every sector of 35- or 40-track disk drives. Tests motor speed, head positioning, controller functions, status bits and provides complete error logging. THE MEMORY DIAGNOSTIC checks for proper write/read, refresh, executability and exclusivity of all address locations. Includes both diagnostics and complete instruction manual.

SYSTEM DIAGNOSTICS \$19.95

IN YOUR TRS-80™ MODEL I OR MODEL II DISK SYSTEM

User-specified page title -=====

PAGE 10

Automatic Page
Numbering

Columnar Headings

CUSTOMER	DATE	QTY	SALE AMT	SALES TAX	GROSS SALES	\$/UNIT
----------	------	-----	----------	-----------	-------------	---------

- User-specified initial balance forward

Optional Indentation

Columnar values computed using constants and/or column values

Columnar subtotals
generated when
there is a change
in a user-specified
column.

Balance forward
calculations (Ex: Gross
sales equals previous
gross sales + sale
amount + sales tax)

User-specified Columnar Totals

Compare AIDS-III™/CALCS-III™ with any other data management package under \$100!

Others make claims, CALCS-III™ delivers with user-specified:

- Fields in any order, with optional indentation
 - Computations using field values and constants
 - Columnar subtotals and totals
 - Full AIDS-III selection of records to be printed
- Use for accounting, inventory, financial and other numeric-based information packages.**

CALCS-III™ REQUIRES THE PURCHASE OF AIDS-III™ OR AIDS-II™

**MOST ORDERS
SHIPPED
WITHIN ONE
BUSINESS DAY**

DEALER
INQUIRIES
INVITED

WE ACCEPT

- VISA
- MASTER CHARGE
- CHECKS
- MONEY ORDERS
- C.O.D.

- Add \$2.50 for standard UPS shipping & handling
- \$2.00 EXTRA for C.O.D.
- Ohio residents add 5½% sales tax.



TO ORDER CALL TOLL FREE
1-800-321-3552
IN OHIO call (216)289-7500 (COLLECT)

META TECHNOLOGIES CORPORATION

26111 Brush Avenue, Euclid, Ohio 44132



800922

TRS-80 is a TM of Tandy Corp.
© 1980 by Metatechnologies Corporation, Inc.

80 REMARKS

by Wayne Green

"... the kit was just the start... it was much like buying a car and finding out that the motor is an extra ... and the wheels."

The Mits Debacle

A recent letter from an ex-Mits employee confirms what I've heard from many sources—from Ed Roberts himself. I thought you might like the inside information.

The first microcomputer of significance, the Altair 8800, was brought out by a virtually bankrupt firm in Albuquerque, NM. They had been making hand calculators, until low cost calculators from TI and others nearly put them under. In the nick of time the president, Ed Roberts, a computer hobbyist, put an 8080 microcomputer kit on the market selling for under \$400. Of course, what most of the first kit buyers didn't know was that the kit was just the start... it was much like buying a car and finding out that the motor is an extra... and the wheels.

Despite that and other major problems, Mits soon became a very large company, selling over \$5 million in kits in the first year, 1975. In the summer of 1976 Roberts sold the firm to Pertec, a manufacturer of disk drives. Then Pertec began a series of ridiculous business decisions which took Mits from its IBM position in the microcomputer field to a total unknown.

Pertec had a golden opportunity to build Mits into a billion dollar corporation,

but by incredibly poor business decisions—fought every inch of the way by loyal Mits employees and management—they destroyed the firm. First, they stopped development on the Z-80 based CPU. Next, they spurned the hobbyist market which fed the growth of the entire field. Then, they forced dealers to handle only Altair equipment; this lost most of their good dealers. As a small business machine it was terrible because they were unable to provide significant software.

Pertec was eventually bought out by Triumph-Adler, a subsidiary of Volkswagen. The sales of their new system, no longer even S-100 compatible, fell flat and a large portion of their employees were laid off in Albuquerque. Many of the original Mits people left the firm in disgust.

There is so little left by now that if Triumph-Adler wanted to get back into the microcomputer business via Pertec and Mits it would be almost prohibitive. It is really sad to see so many millions of dollars wasted... and the opportunity for making billions squandered.

Tandy Expo

The Radio Shack dealers have been organizing TRS-80 blitzes in major cities. Not long ago they descended on Boston



Photo 3. Chuck Martin of Tufts Electronics was sold on a Model II.

and made quite an impression.

Most of the systems set up for the demonstration were Model II, but they did have one row of Model I systems (on the right). The place was packed. They started out with a film showing how Radio Shack got involved with computers.

In order to get the beginners interested, Tandy started out with all the systems being driven by one host.

After showing how simple it is to write a BASIC program, they turned the comput-



Photo 1. At Tandy's Expo, a film is shown, describing how Radio Shack first entered the computer field.



Photo 2. Tandy leads you step-by-step through a BASIC program, showing you how easy it is.




META TECHNOLOGIES

FOR YOUR DISK SYSTEM



FILE BOX

DISKETTE STORAGE SYSTEM



\$19⁸⁰*
for 5 1/4" disks
for 8" disks . . . \$24.95*

MTC brings you the ULTIMATE diskette storage system, at an affordable price. Storing 50 to 60 diskettes, this durable, smoke-colored acrylic unit provides easy access through the use of index dividers and adjustable tabs. Unique lid design provides dust-free protection and doubles as a carrying handle.

PLASTIC LIBRARY CASES (not shown)

An economical form of storage for 10 to 15 diskettes, and is suitable for your bookshelf! Case opens into a vertical holder for easy access.

5 1/4-inch or 8-inch diskette case . . . \$3.00*

Single Sided, Single Density, Soft-Sector'd
5 1/4-inch, (for TRS-80™) Mini-floppy

DISKETTES

\$19⁸⁰*
box of 10

Meta Technologies strikes again . . . at the competition! These are factory fresh, absolutely first quality (no seconds!) mini-floppies. They are complete with envelopes, labels and write-protect tabs in a shrink-wrapped box.

INTRODUCING PLAIN JANE™ DISKETTES The Beautiful Floppy with the Magnetic Personality™

In 1980 alone, MTC has sold nearly a third of a million dollars worth of brand-name diskettes. If anyone knows quality, we do. And these are quality diskettes. The catch? They are in a plain white box. You're not paying for fancy printing, fancy labels or fancy names on the packaging. We don't even put our own label on the package (labels cost money). At this introductory price (our regular price will be \$21.95 per box of 10) we cannot offer quantity or dealer discounts.

PLAIN JANE™ Diskettes . . . \$19.80*

VERBATIM brand Diskettes (box of 10)

5 1/4-inch (for TRS-80™)
MD525-01 . . . \$23.95
10 boxes of 10 . . . (each box) . . . \$22.95

8-inch FLOPPIES
Single-Density, FD34-1000 . . . \$29.95
Double-Density, FD34-8000 . . . \$39.95

MORE PRODUCTS



TRS-80™ PRODUCTS



NEWDOS/80 by Apparat . . . \$149.95
NEWDOS+ with ALL UTILITIES
35-track . . . \$69.95
40-track . . . \$79.95
TRS-80™ DISK AND OTHER MYSTERIES . . . \$19.95
MICROSOFT™ BASIC DECODED & OTHER MYSTERIES for the TRS-80™ . . . \$29.95

THANK YOU for 1980...

To show our appreciation for a very successful year, thanks to our thousands of satisfied customers, we are offering some great products at prices even lower than our regular low prices. We make an honest effort to deliver the best products at the lowest prices with the fastest service. The confidence you have shown in MTC is recognized and welcomed. Our mothers thank you, our fathers thank you, our children thank you . . . and we thank you.

All products guaranteed for replacement only. Prices, Specifications & Offerings subject to change without notice.

**MOST ORDERS
SHIPPED
WITHIN ONE
BUSINESS DAY**

*PRICES GOOD THRU
NOVEMBER 30, 1980.
Sorry, no dealer or
quantity discounts.
Allow for shipping
delays for 1980
specials.

WE ACCEPT

- VISA
- MASTER CHARGE
- CHECKS
- MONEY ORDERS
- C.O.D.

- Add \$2.50 for standard UPS shipping & handling
- \$2.00 EXTRA for C.O.D.
- Ohio residents add 5 1/2% sales tax.



TO ORDER CALL TOLL FREE
1-800-321-3552
IN OHIO call (216)289-7500 (COLLECT)

META TECHNOLOGIES CORPORATION

26111 Brush Avenue, Euclid, Ohio 44132



800922
TRS-80 is a TM of Tandy Corp.
PLAIN JANE is a TM of MTC.
© 1980 by Metatechnologies Corporation, Inc.

ers loose. Next they examined some useful business programs.

Chuck Martin, the owner of Tuft's Electronic Department Store (in Boston) went with us to see the demonstrations. He was convinced and ordered a Model II. He is using it with the Galactic mailing list program to keep track of customers and send them catalogs.

Tuft's, by the way, is a dealer for Atari and, I believe, Apple. He bought three TRS-80 Model I systems so far and, after trying to use them in his business, sold them off. The Model II seems to be permanent.

Tandy Listing

Radio Shack has recently come out with a 99¢ book which lists programs available for the TRS-80. I view this as a mixed blessing. On the one hand it does provide the TRS-80 owner with a list of available programs, as of a few months ago. But having tested quite a number of these programs, and our lab having tested many more, I would say that the chances of a customer picking a winner from among the listings is very chancy. There are so many really terrible programs out there. It is not a healthy situation.

The TRS-80 owner faces a software jungle. Let me say this... please, please, if you buy some software from any firm, write and let us know what you think of it. Please assist us in helping everyone by naming the poor ones and giving a boost to the good ones. Every firm in the business has a responsibility to put out first-rate software and we'll not be satisfied until we feel we are doing everything possible to make that a fact. This goes for Instant Software too. I want to hear if you get a program you don't think is first-rate.

Meanwhile, if you get that 99¢ book be very careful about where you spend your money.

Warning!

The material in this magazine is designed to be of value to all readers, from rank novice through TRS-80 expert.

80 Microcomputing is intended to be a continuing encyclopedia of TRS-80 information. Thus, if some articles are, for the moment, over your head, have patience... for you'll be very glad to have them later, when you are familiar enough with your TRS-80 to use them. ■

INSIDE 80

by Ed Juge, director of computer merchandising, Tandy Radio Shack

Let's talk about word processing, why and how we did it and what we're doing now.

One of the early assumptions made by Radio Shack regarding the TRS-80 Model I was that small computer demand would be mostly for data processing. Considering the cost of letter quality printers, we didn't think that word processing interest would be significant. You told us early on that we needed to change our thinking.

There were four problems to solve before Model I Scripsit could be readied for the market:

- Come up with a letter quality printer at a price in line with the cost of the computer.
- Implement a quality lowercase video character set.
- Make the lowercase modification easily field installable, and with no holes to drill.
- Find or write a good word processor program.

Unfortunately, finding a reasonably-priced printer and a program turned out to be major problems.

We talked to at least eight potential suppliers, telling them that we intended to retail a printer for \$2,000 or less, without much success. Nevertheless, we finally achieved our goal with a new daisy wheel printer this fall!

The other critical requirement was software. We talked to several word processor authors, but it quickly became apparent that a good software program at a Radio Shack price would require an in-house development effort.

Our design team zeroed in on the needs of the average typist, purposely omitting some of the more advanced word processing features—boldface, underlining and automatic totals. We included specific features, evaluated on their usefulness to the average typist, on the amount of memory overhead and on the time required to develop them. The reviews that Scripsit has received have indicated that we made more right design decisions than wrong ones.

Model II Scripsit—Altogether Different

Model II Scripsit is a page oriented, menu driven word processor. A document can be many pages long, yet there is no need to worry about what fits in the core memory.

The Model II disk contains a specially modified version of TRSDOS. The opening screen is a disk directory showing the name, author, creation and last revision dates, page count, percent of disk space occupied, and other information. At the bottom of the page is a one-line menu giving the operator the option to open, delete, or create a document—or go to a separate disk utilities routine.

Disk utilities include FORMAT, BACKUP, SPOOLING on/off, changing default values for window mode, format lines, paging and print settings, user-defined keys and setting up serial printer output parameters. We've tried to do everything else.

When you're processing text, you're working with one page at a time, so the total document's length is limited only by the disk space available.

The bottom screen lines are reserved. The top line is the format line. It displays margins, tabs, etc. (You can create up to 11 predefined format lines and store them for later use, or you can create and use a temporary line without storing it.)

The bottom line is a prompt/menu line. It normally displays document name, current page number, cursor position (both line number and horizontal position), margins, etc. Information is updated with every character you type.

You have full cursor control, and the use of special commands is made simple through the system of menus. Often used features are accessed through a control key. For example, "get next page," is CTRL-N. If you're a frequent user of some functions we didn't anticipate, take heart! You can define your own special function sequences for CTRL-J, K, Q, Y, and Z.

Just Five Keys to Remember!

Model II needs no special key labels. You need remember only five keys: F1—to insert, F2—to delete, ESCAPE—to call the menu or to activate a menu page instruction, BREAK—to cancel an instruction or return you to the previous mode, and HOLD followed by an arrow, homes the cursor to top, bottom, left or right side of the current page.

You can insert new copy or blocks—and even extra pages. You can renumber and resequence the pages, or repaginate



META TECHNOLOGIES

FOR YOUR TRS-80™ DISK SYSTEM



PROGRAMMING TOOLS

TDAM \$19.95
For Model II \$29.95
Includes MTC QUE Card!

Having trouble with RANDOM FILES? With MTC's Table-Driven Access Method (TDAM) you'll never fret over FIELDing again. No knowledge of random access files is required. Insert the TDAM "interpreter" into any BASIC program and type in a few DATA statements describing the information in your files. TDAM does the rest! Reads and writes fields and records of any type (even compresses a DATE field into 3 bytes!). Features automatic file buffer allocation/deallocation, memory buffering, sub-record blocking/deblocking, and handles up to 255 fields per record. Super fast and super simple! Complete with TDAM interpreter, instructions and demo program. Requires programming experience.

SIFTER \$19.95
For Model II \$29.95

Twelve in-memory high-speed sorts for use in any BASIC program: stable, non-stable, with/without tags, for numeric or string data. Random File Sort included. Some sorts written in machine code. Includes sort subroutines, demo programs and instructions. Relocate as needed with REBUILD. Requires programming experience.

SHRINK \$19.95
For Model II \$29.95

Makes Every Byte Count! Make programs smaller and faster! Combines lines & removes unnecessary code including remarks, without altering program operation. Typically reduces program size 25% to 40%.

SUPERSEDE \$19.95
For Model II \$29.95

A "must have" for the professional programmer or the serious amateur. Probably one of the greatest time-savers available. Write programs in shorthand - change variable names - generate program documentation - use with REBUILD and MINGLE to build new programs from old ones.


MINGLE-II \$19.95
For Model II \$29.95

Merge up to 14 files (Program or Data) into a single file. Data files may be merged in ascending or descending sequence with the ordering based on a user-specified comparison field. A very handy utility for consolidating data files.

"OTHER MYSTERIES" VOLUME II

foreword by

H.C. PENNINGTON



Call now and place your order for this new book, "MICROSOFT™ BASIC DECODED & OTHER MYSTERIES for the TRS-80™", from IJG, Inc. A primer for cassette and disk BASIC on the TRS-80™, the information provided applies to similar MICROSOFT™ BASIC interpreters. Features include definition of terms, an overview of BASIC and DOS, explanation of exits, error codes, verb actions, "cold" and "warm" restart procedures and examination of system utilities, arithmetic support and I/O driver routines, and the communications region in RAM. Individual routines are explained in detail, with an index provided for easy access. Appendixes include tables for BASIC and DOS vectors, stacks and interrupt locations, PLUS thousands of comment lines for the complete MICROSOFT™ BASIC.

MICROSOFT™ BASIC DECODED .. \$29.95

The perfect supplement for your NEWDOS, from IJG, Inc.

"TRS-80™ DISK AND OTHER MYSTERIES"

by Harvard C. Pennington

132 pages written in PLAIN ENGLISH packed with HOW TO information with details, examples and in-depth explanations. Recover lost files and directories, remove file protection, make BASIC programs unlistable. How to use SUPERZAP, recover from DOS errors and MORE!

TRS-80™ DISK \$19.95

NEWDOS/80

by Apparat

Apparat's long-awaited successor to NEWDOS+ is here! This is not an enhanced version of NEWDOS, but a completely new product. Simplified DOS commands can be instantly executed from BASIC, even within a program, without disturbing the resident code. System options, such as password protection, number and type of disk drives, BREAK key enable/disable and lowercase modification recognition, can be quickly and easily changed. Five new random-access file types allow record lengths of up to 4096 bytes, and no FIELDing! A powerful CHAIN facility allows keyboard INPUTs to be read from a disk file. An improved RENUMBER facility permits groups of statements to be relocated within program code. Diskettes may even be designated as RUN-ONLY! Features all NEWDOS+ utilities (SUPERZAP 3.0, etc.) and much more! One MTC technical staff member said having NEWDOS/80 is "better than sex" (you'll have to judge for yourself!). Includes 180-page instruction manual and MTC QUE card.

NEWDOS/80 \$ 149.95

MTC QUE Card only \$7.50

CALL REGARDING OUR NEWDOS+ UPGRADE PRICING.

Complete for Model I with all utilities
Plus exclusive MTC QUE card!

NEWDOS + \$69⁹⁵

by Apparat

includes REF, RENUM, SUPERZAP, EDITOR/ASSEM., DISASSEM., DIRCHECK, and more! This is the original NEWDOS with all of Apparat's utility programs. Includes exclusive MTC QUE (Quick User Education) card.

MTC QUE Card only \$1.50

MORE PRODUCTS

All products
guaranteed for
replacement only.
Prices, Specifications &
Offerings subject to
change without notice.

**MOST ORDERS
SHIPPED
WITHIN ONE
BUSINESS DAY**

**DEALER
INQUIRIES
INVITED**

WE ACCEPT
• VISA
• MASTER CHARGE
• CHECKS
• MONEY ORDERS
• C.O.D.

• Add \$2.50 for
standard UPS
shipping & handling
• \$2.00 EXTRA
for C.O.D.
• Ohio residents
add 5½% sales tax.



TO ORDER CALL TOLL FREE
1-800-321-3552
IN OHIO call (216)289-7500 (COLLECT)

META TECHNOLOGIES CORPORATION

26111 Brush Avenue, Euclid, Ohio 44132



800922

TRS-80 is a TM of Tandy Corp
© 1980 by Metatechnologies Corporation, Inc.

the entire document.

More features of Model II include bold print, centering, interaction with our Profile II software, justification, merging files, password protection on files, text reformatting, global search and replace, vertical or horizontal page formats, serial printer interface block moves or duplication, and user definable defaults for display.

New Low-cost Daisy Wheel Printer

I have mentioned our daisy wheel printer. Actually, it's called Daisy Wheel Printer II. Some of you (and us) remain painfully aware that the DWP I was a fiasco. The product was good, but serious parts and production problems existed which were not cured in time to do any good.

Daisy Wheel II is a 43-character per second, 28-pound powerhouse, which accepts paper up to 16-1/2 inches wide, and makes up to six copies. Take a tip, though, and put it on a separate stand; its fast speed and light weight cause a lot of bouncing around during printing.

DW II underlines and prints boldface when used with the Model II Scripsit. Daisy wheels with a forty-million character life are available in Courier 10-pitch, Prestige Elite 12-pitch, and Madeleine proportional spacing. The carbon ribbon cartridge is good for 200,000 characters. An optional forms tractor is also available.

A unit styled to match your TRS-80, DW II at \$1,960 includes our standard parallel printer interface connection. A separate cable is required to match your TRS-80.

Those Missing Newsletters

There is one question we get with alarming frequency from customers who are justifiably upset: "Why won't you put me on your mailing list for the monthly newsletter?"

I've answered in print many times, but for those who don't know the answer, here it is again:

Our newsletter mailing list is made up of names and addresses sent in by TRS-80 owners on cards we include with every system. *The newsletter is available only to TRS-80 owners.* In lieu of the card, we put anyone on the list who sends in a letter with proof of ownership—serial numbers of the equipment, etc. Those who do not return the card or send a letter are *not* put on the list.

Some months ago, we mailed a questionnaire to a random sample of about 2,000 people on the newsletter list. A large number wrote back complaining that we could ask for their help, but had steadfastly refused to send them newsletters.

I was personally involved in looking up 50 of these people. Each person was on the list—correctly! The only difference we found was that the newsletter goes out third class, and the questionnaire was mailed first class. Ever since, we've been trying to determine what is causing many TRS-80 owners to miss their newsletter deliveries.

Every phase of newsletter distribution that we can control is being watched closely, and procedures improved. Once the newsletters are in the post office they're out of our hands. Rest assured, we won't give up; please bear with us just a bit longer. And thanks especially to those of you who have maintained your sense of humor through this. ■

EDUCATION 80

by Earl R. Savage

It is all but impossible to operate a multi-purpose system without a cassette recorder. It's an integral part of your computer system, even if you have a disk drive. Sooner or later you will be in the market for one.

Maybe your original recorder has broken down or worn out. Maybe you need a second machine just to use with your expansion interface. Then, of course, the most efficient way to make back-up copies of your programs is to use two recorders and some kind of pulse re-shaper. (See TCOPY, 80 Microcomputing, July 1980, p. 160.)

You can go back to Radio Shack for a replacement, but you should know that there are options.

Nothing Special

There seems to be nothing about the TRS-80 cassette recorder that sets it apart. Look around. You may have one around the house that will do the job.

Careful now! I don't mean that you can use any recorder. There are two characteristics the recorder *must* have. First, it must be of a certain quality. You can judge this by playing a pre-recorded music cassette. If the music sounds good, the recorder is probably sufficient.

The second requirement is a low current on/off remote control. If the current is too high, the relay in the 80 will be damaged.

I don't know what the maximum current for the relay contacts is. The CTR-80, however, draws 100 milliamps. Any recorder will be safe if it does not exceed that figure.

How can you know the remote switch current of your recorder? You may find the rating in the shop manual or, perhaps, in the owner's manual. It is easy to determine the current for any recorder with a milliammeter, VOM or similar instrument. Connect the meter, or measuring device

as shown in Fig. 1, and then put the recorder in the play position.

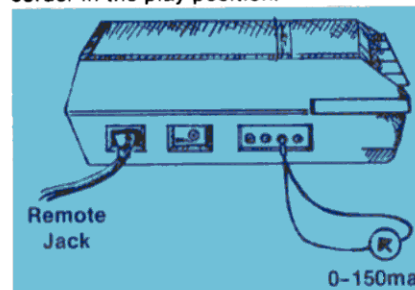


Fig. 1. Measuring Remote On/Off Current

Consider some other useful recorder features, especially if you are buying one.

ALC (Automatic Level Control) or AGC (Automatic Gain Control), are internal circuits which electronically adjust the recording level automatically. ALC makes sure that your CSAVED programs are always at the same level (which surely helps when CLOADing).

To determine if an unmarked machine has this feature, record a soft sound and a loud one without changing the volume control. If both sounds play back at the same volume, you have ALC/AGC.

Another desirable feature is a high-level input. Using a recorder without this requires you to feed your programs through an attenuating network (resistors) into the microphone input jack. Usually the high-level input feature is marked AUXILIARY or AUX.

You will find these additional features useful: a tape counter, rewind and fast forward controls that operate when the remote switch is off, and a monitor switch enabling you to hear the signal when CSAVEing and/or CLOADing.

If you are getting a second machine instead of a replacement, you should consider a cassette player (one which does not record). Players cost less than recorders/players. There is no reason to have two

YOUR MODEL II CAN HAVE SNAPP!



SNAPP II EXTENDED BASIC

A family of enhancements to the Model II BASIC interpreter. Part of the package originated with the best of APPARAT, INC.'s thoughts in implementing NEWDOS BASIC. The system is written entirely in machine language for SUPER FAST execution. The extensions are fully integrated into Model II BASIC, and require NO user memory, and NO user disk space. The package is made up of the following five modules, each of which may be purchased separately:

XBASIC - Six single keystroke commands to list the first, last, previous, next, or current program line, or to edit the current line. Ten single character abbreviations for frequently used commands: AUTO, CLS, DELETE, EDIT, KILL, LIST, MERGE, NEW, LIST, and SYSTEM. \$25

XREF - A powerful cross-reference facility with output to display and/or printer. Trace a variable through the code. Determine easily if a variable is in use. \$40

XDUMP - Permits the programmer to display and/or print the value of any or all program variables. Identifies the variable type for all variables. Each element of any array is listed separately. \$40

XRENUM - An enhanced program line renumbering facility which allows specification of an upper limit of the block of lines to be renumbered, supports relocation of renumbered blocks of code, and supports duplication of blocks of code. \$40

XFIND - Permits quick and easy location of specified strings or keywords within the program text. \$30

SAVE - on the purchase of the entire package. \$140



CONVERT

This remarkable utility converts "V" format files (the sequential format used by the SHACKS, COBAL and BASIC Compilers) to the "F" format files (the sequential file format used by the BASIC Interpreter and BASCOM), and vice versa. Without this product, programs written for the Interpreter will have to be RE-KEYED to be used by the SHACKS Compiler BASIC. \$75.00



SKRUNCH

A SUPER FAST TRSDOS UTILITY. Compresses your BASIC programs to an absolute minimum. Typically saves 30-40% space, even for programs without REM statements! Also results in 7-10% improvement in execution speed. \$35



SBASIC — Model I and Model II

Program in a high-level, full structured BASIC! The BEST of the BASIC pre-processors. PERFORM named subroutines. CONDITIONAL case structures. WHILE loops. UNTIL loops. And much more. Forget about line numbers. Model II version is compiled, and SUPER FAST. From Ultimate Computer Systems. Model I \$50



DOSFIX

A collection of patches to TRSDOS and BASIC to enhance their usability and function includes our well-known BREAK7E patches to keep the break key from being used accidentally. FREE WITH ANY MODEL II SOFTWARE PACKAGE. Model II \$75



FRIEND

FOUR NEW TRSDOS COMMANDS! SHOW — A much better multi-disk directory display. Let's you see only those files you want, and includes date of last update. MOVE — A much better file copying command. Copy/Move whole groups of files, renaming them at the same time. If desired, with just 1 command!

ERASE — Better than KILL, better than PURGE. PRINT — Print BASIC programs from disk, whether saved in ASCII or compressed.

All 4 DOS commands allow fast processing of one, or complete groups of files, based on generic naming and wild card specifications. Enhanced functions too numerous to fully describe here.

EXAMPLES:

SHOW PAY*/BAS*

Directory display of all 'BAS' files on all diskettes which begin with 'PAY'.

MOVE PAY*/BAS:1 TO =/OLD:3

Save current versions of payroll programs to drive 3, changing extensions to '/OLD'.

MOVE OLD/* TO NEW =/= :1

Copy all files on drive 0 which begin with 'OLD', regardless of extension, to drive 1, changing the first 3 letters of the filename to 'NEW', but retaining the same file extension. Save time!

Reduce frustration!

Eliminate ERROR 33!

\$75



HOSTII / TERMII

Allows 'remote control' of a Model II from another Model II, or any ASCII terminal. If terminal is a Model II, accurate screen positioning (PRINT @) is fully supported! Requires NO user memory! This system is designed to provide software support to our customer locations without ever leaving the office. \$50



BUGZAP

A powerful utility oriented toward the machine language programmer. Display/Modify/Print/Memory/Disk sectors. Use this to help you learn more about the internals of the Model II. \$50



MASTER / SLAVE

This software package was designed to support the transferring of files from one Model II to another, via direct connection or modem/phone line connection. ALL kinds of files, and baud rates up to 9600 are fully supported. Transfer files in either direction, even with the SLAVE Model II UNATTENDED! \$150



SPOOLER — Model I and Model II

Our workhorse! This package, available for Model I, in the TRSDOS/NEWDOS or NEWDOS 80 versions, or for the Model II, greatly enhances system performance when running typical business applications. Many applications have been benchmarked to run nearly TWICE AS FAST with the SPOOLER installed. Installs in minutes, and no changes are required to your programs. Preferred Model II versions require NO user memory. Optional features for the Model II version only: Serial printer support, and DISK SPOOLING support. The DISK SPOOLING support is particularly recommended for word processing applications. \$100

SERIAL PRINTER OPTION \$50

DISK SPOOLING OPTION \$50



ROUTE

Causes LPRINT data to be sent to the video screen! A great help in writing and debugging programs when no printer is available, you have a slow printer, or you are just in a hurry. Can be turned on and off from within your BASIC program. Requires NO user memory. \$25



SCREEN

Supports the copying of the full video screen to the printer. Can be invoked by the operator with a keystroke, or from your program with a USR call. Requires NO user memory. \$25



SAVE

Retrieve the resident BASIC program following an accidental SYSTEM, or a system crash. DON'T BE WITHOUT THIS ONE. YOU NEVER KNOW WHEN YOU WILL NEED IT! \$35



TERMS OF SALE:

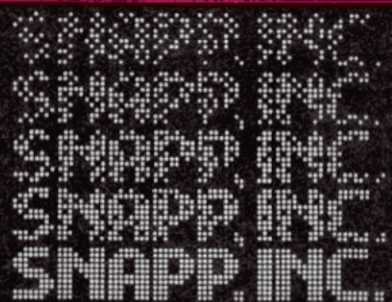
Credit card customers, add 3% C.O.D. customers add \$3. Ohio residents add 4½% sales tax. Shipments normally made the same day we receive your order.



OUR GUARANTEE:

If your diskette arrives damaged, we will replace it without charge. If you ever accidentally damage it, we will replace it for a \$10 handling charge. For a period of one year, we will provide you with any enhancements or updates for a \$10 handling charge. For a period of one year, if errors are discovered in the programs, they will be corrected without charge. In the event we cannot correct an error, you may return the program material for a refund.

TRS-80 is a trademark of the Radio Shack division of Tandy Corporation. NEWDOS and NEWDOS/80 are trademarks of Apparat, Inc.



8160 Corporate Park Dr.
Cincinnati, Ohio 45242

✓ 232 Ohio residents call collect

(513) 891-4496

Call Toll Free

1-800-543-4628

Most products will soon be available for the Model I. CALL FOR DETAILS!



recorders except for interchangeability in case trouble develops with one of them.

In an emergency, if you break down just when you must CLOAD or CSAVE a program with no time to measure remote switch current, use whatever machine you can locate. To avoid the chance of damaging your relay, leave the remote plug unconnected and do the starting and stopping manually.

When you have trouble with your recorder, don't immediately throw it out. Remember: *No cassette recorder/ player will function if it lacks the proper care!*

Care and Feeding of Recorders

The typical audio cassette recorder/ player will take a lot of abuse and still perform its designed function to deliver speeches and good music. After all, our ears are rather forgiving of its small errors.

Our 80s, however, forgive very little. Its audio machine is asked to do a critical job and the 80 expects its digital signals to be very close to the mark. Consequently, the recorder must be kept in top shape.

Most loading problems are caused by dirty recorders.

This is especially true in schools where folks use them in audio service and seldom clean them until they quit. In micro service, recorders must be cleaned regularly.

There are two phases to the cleaning process: magnetic and physical.

First, the physical cleaning.

You can buy a cleaning kit from your local electronics/audio store, but I prefer to get my supplies from the discount drug store. You will need some sticks with cotton-padded ends and some denatured alcohol. Do *not* attempt to use rubbing alcohol, or any other type of cleaner.

With the cover open and no cassette in

place, put the recorder into play. The front of the cassette compartment will look like Fig. 2. If the recorder has not been cleaned in some time, you are likely to see a tan deposit (oxide from the tape) on all the labeled parts. That's the stuff that causes most of the CSAVE/CLOAD problems!

The first cleaning may take longer than usual because all the oxide must be removed. Work with a cotton swab just moistened with alcohol. Hold the damp swab against the turning pinch roller, away from the capstan. Continue this, renewing the moist cotton until the roller and the capstan are free of oxide. Next, clean the erase and record/play heads by rubbing them with fresh moist cotton swabs.

If you put the swab on the wrong side of the roller, some of the cotton is likely to get wrapped around the capstan. If this happens, put the recorder in "pause" or "stop," and slide the cotton up and off the capstan. Do not use metal, which may scratch the capstan. With the cotton removed, proceed with the cleaning.

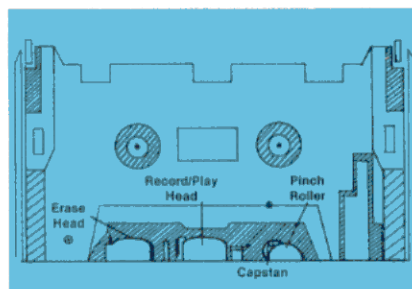


Fig. 2. Recorder Parts to be Cleaned

After the physical cleaning, you should clean away residual magnetism from the heads. This requires a head demagnetizer

from the electronics/audio store. Be sure you buy one with a plastic-covered tip because a scratch on the head can be disastrous.

Follow the directions with your demagnetizer—turn it on; bring it to the head; slowly remove it from the head; turn it off. Note: Do *not* turn off the demagnetizer when it is near the head and do *not* use it near a program cassette.

This completes the cleaning procedure, unless the cassette compartment has accumulated some dust and lint. If so, some air and a brush with soft bristles should do the trick.

You should clean your recorder after every two or three hours of use. Clean it more often when running new tapes, because more oxide is deposited when tapes are new. A recorder that is cleaned regularly will need only two or three minutes maintenance—that's cheap insurance.

Two other operating procedures will help add life to your recorder. The first is to keep the lid of the cassette compartment closed except when inserting or removing a tape. This will help keep out the dust and lint.

Also, *never* leave the recorder in play or record unless it is pulling tape.

The rubber pinch roller is pressed tightly against the capstan in those modes. If left in pressure contact when not turning, the pinch roller can be deformed. An out-of-round roller will pull the tape unevenly and you can imagine how that will affect your 80.

With reasonable care, your cassette recorder/player will give long and trouble-free service.

Did you remember to send me information about your instructional program exchange group? If not, this is the last call. ■

Features of the FATIGUE FIGHTER™

- ✓ REDUCES OPERATOR FATIGUE THEREBY ALLOWING MORE EFFICIENT USE OF THE COMPUTER
- ✓ INSTALLS EASILY WITH PRESSURE SENSITIVE ADHESIVE. NO SCREWS, CLIPS, OR DRILLING TO DAMAGE MONITOR
- ✓ DESIGNED TO MATCH TRS-80™ STYLING FROM THE BLACK AND SILVER BORDER TO THE LETTERING TYPE FACE
- ✓ FITS BOTH THE MODEL I AND MODEL II
- ✓ DOES NOT VOID THE COMPUTER WARRANTY
- ✓ ENHANCES THE APPEARANCE OF THE MONITOR
- ✓ PROVIDES A DURABLE, EASY TO CLEAN SURFACE

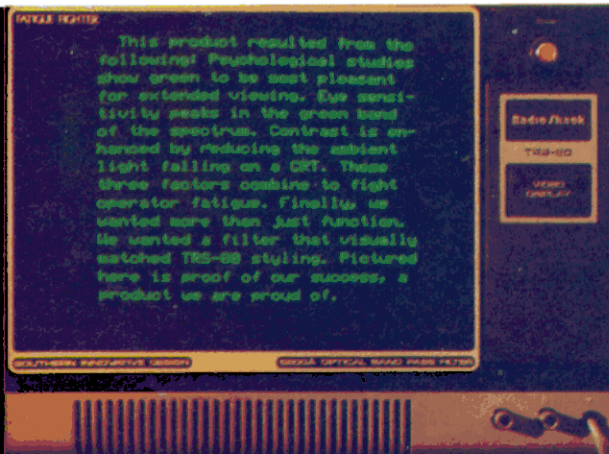
TO ORDER SEND:

*PRICE INCLUDES SHIPPING
TRS-80 IS A TRADEMARK OF TANDY

Name and Address Typed or Clearly Printed with Check or Money Order for \$9.95* Per Unit. COD's are \$2.50 Additional Per Order. Florida Residents Add 4% Sales Tax.



SOUTHERN INNOVATIVE DESIGN
1520 NORTHEAST 12TH STREET
GAINESVILLE, FLORIDA 32601 ✓ 373



How's your love life?

A little dull around the edges?
Routine? Predictable? Boring? Maybe
all it needs is a little Interlude. Interlude is
the most stimulating computer game ever conceived.
It combines a computer interview, an innovative
programming concept, and a one-of-a-kind manual to
turn your love life into exciting, adventurous, delicious fun!

Interlude is: romantic... playful... outrageous... a fantasy. Interlude is: ■ A Bed of Roses (Interlude #1) ■ Mata Hari (Interlude #49) ■ The Chase (Interlude #7) ■ Rodeo! (Interlude #71) ■ The King and I (Interlude #60) ■ Some Enchanted Evening (Interlude #84) ■ Caveman Caper (Interlude #82) ■ From Here to Ecstasy (Interlude No. 30) ■ Satin Dreams (Interlude #72).

More than 100 Interludes are included in the program. Most are described in detail in the accompanying manual, but several surprise Interludes are buried in the program awaiting that very special time when your interview says you're ready. (When you learn secret Interlude #99, your love life may never again be the same!) Interlude can give you experiences you'll never forget. Are you ready for it?

Interlude™
The Ultimate Experience.

INTERLUDE, 10428 Westpark, Houston, Texas 77042. I'm really ready. Send my Interlude today.

Apple II (16K)*

- ☐ Cassette (\$16.95)
☐ Diskette (\$19.95)
☐ Diskette—Pascal or DOS 3.3 (\$19.95)

TRS-80 (Level II-16K)**

- ☐ Cassette (\$16.95)
☐ Diskette (\$19.95)

Poster

- ☐ 20"x 24" reproduction of
this ad without ad copy
(\$4.95—includes
shipping charges)

Available for immediate shipment.

Please enclose your check payable to INTERLUDE
or complete the charge information:

☐ MASTERCARD

☐ VISA

All charge customers must sign here.

Account No. _____

Expiration date _____

MasterCard Bank Code _____

CHARGE CUSTOMERS: Order by phone toll-free! **1-800-231-5768 Ext. 306** (Texas: 1-800-392-2348 Ext. 306)

Name _____

Age _____

Address _____

City _____

State _____

Zip _____

*Apple II is a registered trademark of Apple Computers, Inc. **TRS-80 is a registered trademark of Radio Shack, a Tandy Co.

LOOKING FOR **MODEL I** **AND MODEL II** **BUSINESS SOFTWARE?** **WE HAVE HUNDREDS** **OF QUALITY BUSINESS** **PROGRAMS IN STOCK!** **AT PRICES YOU CAN** **AFFORD.**

◀ **WHERE YOUR TRS-80* MEANS BUSINESS** ▶

For the first time you can fill most of your software needs with one telephone call. Whether you are trying to find a specific program, custom software or just help with your system—give us a call. Invoicing • Inventory Control • Accounts Payable • Accounts Receivable • Payroll • General Ledger • Letter Writer • Word Processing • Mailing • Manufacturing Inventory • Cost Accounting • Sales Reporting • Stock Market • Business Statistics • Statistical Analysis • Data Base Systems • Medical Billing • Dental Billing • Special Industries • Advanced Accounting • Income Tax • Language • Personal Finance • Technical Programs • Insurance • CPA • Law Office • Asset Depreciation • Job Cost • Utility Programs • Education • Games • Home Programs • Loans • Credit Bureau • Electronics • Test Systems • Sports • Art • DOS Systems • BASIC lessons • and much more!

Send for our free catalog or give us a call today. We also do custom programs as well as buy top quality programs.

Pre-Christmas Special:
Complete business system \$395.00

We will beat any nationally advertised price on brand name software in stock.

**OVER 100 OF THE BEST
BUSINESS PROGRAMS FOR
THE TRS-80* MODEL I
AND MODEL II IN STOCK
READY FOR
IMMEDIATE DELIVERY.**

**LET US ANSWER YOUR
QUESTIONS TODAY.**

We now sell:

Structured Systems Group • Graham Dorian • Magic Wand™
• Digital Research, Inc. • Osborne/McGraw Hill • Compiler
Systems • Software Mart Software

Software-Mart ✓ 286

24092 Pandora St • El Toro CA 92630

In California Call (714) 768-7818 Call Toll Free 1 (800) 854-7115



24 Hour Service



OUR BEST ADS ARE NOT WRITTEN — THEY'RE RUNNING ON TRS-80's

All Software Mart Programs are sold on an "as is" basis and with "All Faults" Prices and programs are subject to change without notice.

Magic Wand™ is a Trademark of Small Business Applications, Inc.

* TRS-80 is a trademark of the Radio Shack Division of Tandy Corporation.

80 INPUT

"While I thought the title was great... Some of the problems they encountered simply do not exist"

Rites Reservations

This is in regard to an article entitled, "Rites of Passage," appearing in the August 1980 issue of *80 Microcomputing*.

While I thought the title was great, the article showed that the authors had not had much experience with their Model II. Some of the problems they encountered simply do not exist.

As a trusting type of person, I bought one of the first Model IIs, sight unseen, and repeated that performance when the Model IIs came out. So, I probably have had close to the maximum time anyone has had on both machines, outside of Ft. Worth.

The authors refer to the shift-lock as being important in that DOS commands require "all caps." While TRSDOS is fussy—unlike CP/M—and *does* require all uppercase letters, locking the shift control to uppercase will soon prove to be as much fun as a Cossack charge. The keyboard provides a key entitled CAPS, which does the job much better. Shift-lock will give you A, B, C, D, etc., but it will also give you < for a comma, > for a period, and ! @ # \$, etc., for 1 2 3 4, etc. CAPS will give you what you expect, and still have correct numbers, periods, commas, and the like. If you want an &, for instance, you can shift to uppercase while in CAPS, and automatically return to CAPS after typing the uppercase letters.

While the authors appear to have stumbled across the BUILD command, they must not have used it much. They say to "[go to BASIC] you must go through a pain-in-the-neck sequence: type BASIC, a space, - F (for FILES), and the number of files you want open."

The BUILD command allows you to create TRSDOS files which can be called up and executed by the command DO, with the name of the file you had to BUILD. For example, if an operator always opened three files in BASIC, he could BUILD a file which might have the name, B3, for BASIC, with three files.

The "pain-in-the-neck" would only have to be endured once—to BUILD the file. Once that was resident on the diskette, the operator, to go to BASIC, would only

have to type DO B3. TRSDOS would then execute the file, which would be the TRSDOS command, BASIC - F:3. (The authors forgot to mention the colon). The command could be BASIC - M:24000 (or whatever) which would tell BASIC not to use memory above 24000, in this case. It could be any number up to 32000.

Using BUILD and DO, an operator can set up BUILD files for the usual number of files he assigns, such as B1, B2, B3, etc. The BUILD file can contain a number of commands which will execute in sequence, and with one command, such as DO B3, you can turn the clock on, set the printer parameters, assign the I/O ports, and go to BASIC. Very easy, and no pain-in-the-neck at all.

There is a ROM, contrary to what the authors write, but it only is a power-up ROM, and shuts off after the diskette loads into memory. It does take longer than the Mod I, but having no BASIC on ROM, and the like, allows the Mod II owner to interchange languages very easily.

The authors say, "After paying several thousand dollars, we think the operator is entitled to a few words when the machine runs into an error. But not Tandy: It's back to the manual to find error codes again, just like Level II before DOS." Gentlemen, when the Mod II tells you an error number, such as **ERROR 3**, if you will perform the difficult task of typing ERROR 3, you will have displayed, "PARAMETER ERROR ON CALL." Any error number will be written out by typing back the number. This saves having to read the message, if you already know what error 13 is, for instance. No extra charge—included in the thousands.

They fail to mention the dynamite TERMINAL program which comes with the system, a program from which you can bounce to DOS and back, without losing your connection with the other computer, which allows you to save the incoming information on disk, or to transmit from your disk, or to print and display simultaneously—or not to—or to run information saved on disk from your terminal session—even without being on-line.

Joseph A. Greenleaf
Lyons, MI

Spare Bytes

I have a remark about your program called "Starfighter," August 80, for 4K Level II. I am 11 years old and have a 4K Level I TRS-80. I liked the program and modified it to Level I easily, with more memory left. I did it by using abbreviations and P.AT instead of Print @. It does the same thing with 300 bytes to spare.

Shaun Neubert
West Chester, OH

KBFX and Others

Today I called Tandy's computer hot line with the following problem: When loading programs with the KBFX Keyboard Debounce routine resident in high memory, upon attempting to RUN the program, the entire program would crash, zero all memory and the screen would show MEMORY SIZE?. If I tried to load the Debounce routine after the program was in the computer, the routine canceled all line numbers after 730 and the program still crashed as above when trying to RUN it.

Tandy's explanation for this was as follows: "I saw a memo around here that said the KBFX would only work with our (i.e., Radio Shack's) memory chips. If you're using someone else's chips the KBFX may not work."

I recently bought a 16K upgrade kit from one of your most highly respected advertisers, and I have good reason to believe that all the bytes in these chips are good. Is it possible that the KBFX debounce routine somehow requires chips with a faster access time than those supplied by Godbout and others? Since I have only a vague idea of how KBFX operates—and it seems to me that it works on the keyboard memory, not on the RAM—perhaps some of your readers can save me the hours of labor in disassembling this routine to find out what it does and why, in this case, it isn't doing it!

A final question: I've noticed a BASIC

cont. on page 20

The following letters, critical of Radio Shack's game program Pyramid were forwarded to Radio Shack shortly after their receipt in our offices.

We would have liked some response from Tandy on the authors of Pyramid. Should it be forthcoming, we'll pass it along to you.

Below, find what we hope is at least a balanced "support/rebuttal" of a William O'Brien review that appeared in our August issue.—Eds.

O'Brien Lambasted

Anybody with an attention span as short as William O'Brien's should not be allowed to write software reviews for *80 Microcomputing*. His review of Pyramid in the August issue took me aback.

You're supposed to take forever figuring out the secrets of the pyramid. Who wants to blow 15 bucks on an adventure program that can be solved by any moron in 20 minutes? Once solved, there's not much point in grinding that tape through the player any more.

The next time you write a review for this magazine, Mr. O'Brien, I suggest you evaluate the subject more thoroughly. Diatribes may be fun to write, but they're not very fair.

Jason Spicer
Vancouver, WA

O'Brien Reversed

I have just received my August issue of *80 Microcomputing*. One of the first things I read is the review section, and I must take issue with William O'Brien and his review of Radio Shack's Pyramid game.

I too, feel Radio Shack has missed the boat in many areas of their computer support, but several of my friends and myself have the Pyramid program and have enjoyed hour upon hour of real adventure while figuring out the game. We all have found out how to get past the serpent, catch the elusive bird statue, when to wave the scepter and map out the Pyramid, without calling Texas!

I feel this program is truly a good buy at \$14.95, and an important step in the right direction for Radio Shack. I would like to see Radio Shack get the congratulations they clearly deserve, and encouragement for more efforts towards games of this type. Not criticism by someone who obviously didn't spend the time to gain a proper respect for this great program.

If you must be told all the solutions, don't bother to play this game. But, if you

have a good imagination, average intelligence and curiosity, the Pyramid puzzle will give you many hours of challenging fun. And, just when you think you have it all down perfectly, keep playing! You may be in for a surprise!

Jim Nageotte
Monterey, CA

Pyramid Remodeled

William O'Brien's feelings are similar to those of many people when they first experience a fantasy/adventure type game.

To start, I think calling the writer of an adventure program is about as brash as writing a nasty letter to God because you aren't president. If you can't solve a problem, you aren't thinking hard enough. As for the limited vocabulary of this game, it is much bigger than Mr. O'Brien asserts.

A simple PEEK through the program yielded the verb vocabulary Rub, Eat, Drink, Jump, Climb, Go, Hit, Break, Kill, Hurt, Take, Get, Drop, Throw, Help and quite a few others that give too much away for me to want to list. While a few commands (like HELP, and RUB) are used for nothing but a few humorous comments, there is certainly nothing wrong with that.

The game itself is quite larger than Mr. O'Brien said. The adventure world consists of more than 30 rooms, as well as a very large (more than 10 room) maze. All you have to do is defeat some of the various obstacles blocking your progress, like the chasm and the guardian serpent. You won't get any further than the few beginning rooms until you start to think logically and cunningly. This coupled with several humorous random remarks when you do outrageous things (try eating the serpent) make Pyramid a game well worth the money.

One thing though. Those of us who played Crowther and Woods original adventure will note definite similarities with some of the room descriptions and solutions to problems. I wasn't fooled by changing a 'rod with a rusty star on an end' to 'a scepter with an ankh on an end'. But since I never got very far in the original Adventure, I did not find this detracted from the game.

So perhaps in the future some of the review work done should be given closer scrutiny before it makes print.

Paul Vader
Chicago, IL

Compares Adventure

The Radio Shack game Pyramid, reviewed in your August issue, is a close copy of Adventure, also known as Colossal Cave, the granddaddy of all adventure games. Adventure was originally written by Will Crowther and later extensively expanded by Don Woods around 1970. (It is mentioned in your July article on Scott Adams.) Adventure was written in FORTRAN and has been available on many large time-sharing systems for years.

The exact correspondence between Pyramid and Adventure will be obvious to anyone who has played both. Pyramid has simply altered the text describing the rooms and objects, without altering the directions you must move in, or the solutions to specific problems.

In both games you begin by descending into an underground chamber and walking to the west through several more chambers. You pick up a magic wand (a sceptre in Pyramid) in the second room, which you must set down before capturing a bird (a bird statue in Pyramid) in a birdcage (a statue box, whatever that is) in the third room.

Then you descend a staircase beside a small pit, down a rock dome to the east end of a huge chamber. To the west is a bottomless chasm. You wave the wand/sceptre and a bridge appears across the chasm. You can descend from the dome to a room guarded by a fearsome dragon/serpent, who can be driven away by the bird/statue.

Further west is a maze, having the same pattern in both games, where lurks a vending machine that dispenses batteries for your lamp. And so forth.

Radio Shack has considerably reduced the size and complexity of the original, presumably in order to sell it to owners of 16K systems. The axe-throwing dwarves have been removed and certain regions of the cavern are lopped off. But one can only speculate why Radio Shack bothered to change the text. (Dark motives?)

If anyone knows where Crowther and Woods are, I would be very interested to hear from them about this. The net effect is to make the game less fun. As your reviewer noted, there's no reason to try waving a sceptre but magic wands were made to be waved.

Robert P. Sather
Bucyrus, OH

command in some recent issues that is not listed in the Level II handbook, and I can't figure out what it does. A sample is Line 920 of the "Star Search" program (80 Microcomputing, August 1980): `FORI = X + (X<>1) TOX - (X<>8): (etc.)`. Now, what is that `(X<>1)` all about? Is it a MAX function?

Warren S. Kirkland
Vacaville, CA

Is MEMORY SIZE being set correctly before loading KBFIX? Sounds like that could be the answer.

(X<>1) is a true/false expression. A value of -1 is returned if the expression is true (in this case if X is not 1), and a value of zero is returned if it is false.—Eds.

One-Byte Break Disable

In response to your article on BREAK disable, for those who do not want to go to the trouble to key in the 30 bytes or so, here is a one byte BREAK disable:

```
POKE 16396, 62 (to disable break)
POKE 16396, 201 (to enable break)
```

Enjoy your magazine very much.

Saturn Software
Gila Bend, AZ

Lowercase Access

Those who have installed a lowercase mod in their 80s may know that there are several characters in the character-generator ROM which are not normally accessible to BASIC. Here is a short demo program using a subroutine which PEEKs the cursor position and executes a POKE which will put these characters on screen.

```
10 CLS
20 PRINT@530,"THIS IS A";XX=72:GOSUB 1000
30 PRINT"AND THIS";76:GOSUB 1000
40 PRINT";IS NOT";END
1000 A=PEEK(16417):B=PEEK(16416):IF A>60 THEN
  CP=((A-60)*256)+B ELSE CP=B
1010 POKE 15360+CP,XX:PRINT@CP+2,"";
1020 RETURN
```

The variable XX determines the character. The values of interest for this program are 64 through 127.

Speaking of character generators, I have it from a fairly reliable source (Radio Shack), that the chip used in their \$99 lowercase mod is Motorola part #SCM37530P. I would be obliged to anyone who could point me to a source for this device.

Patrick Kelley
Houston, TX

80AID

TAB Problem

I own a TRS-80 48K system (serial #29188) with two Percom 5-inch and two Parasitic 8-inch floppies and an Integral Data Systems IP125 Printer which is connected to the parallel port. As the serial number suggests, my CPU is one of the earlier models but I have not had any hardware failures so far. I had a lot of software problems until I started to use NEWDOS/2.1. I now have NEWDOS/80 which I shall use as soon as Parasitic Engineering has written the software patch to use it on my 77 track/15 sectors 8-inch floppies. However, there is something that has always puzzled me. Maybe your readers can try the following example:

```
10 LPRINT TAB(63);"TEST"
20 LPRINT TAB(70);"TEST"
```

On my system line 10 works fine, however, after 64 tabs my ROM outputs first a CR/LF and then prints the remaining tabs on the following line. This means that I can never print anything past tab 63. For this reason I have to use the STRING\$ function in my programs.

Do other readers have the same problem or do I just have an outdated ROM with a bug?

Rolf Roethlisberger
34 Rue Daubin
CH-1203 Geneva
Switzerland

TCOPY BASIC

I am writing in reference to my article entitled TCOPY which appeared on page 160 of the July issue of 80 Microcomputing. The article presented a Level II machine language program to copy any Level I or Level II cassette tape, and it pointed out that since the program is short, it can be easily POKEd into memory from BASIC.

Correspondence from readers indicates that writing such a BASIC program is not easy for everyone. There-

fore, I am communicating the following BASIC program to provide TCOPY to those readers. The program also provides automatic memory protect, provides prompting to guide the user and provides execution from the BASIC mode via the `USR` command.

The program execution is terminated by pressing the reset button. While this may result in loss of the BASIC code in some versions of the Level II machine, the machine code version of TCOPY will remain and can be executed by entering `SYSTEM` and then `/20435` after the prompting symbols `?`.

This program is available from the undersigned in a package that includes the utility program TDUMP. The program TDUMP dumps the contents of any Level II tape in ASCII, hexadecimal or decimal. It can be used to identify file names or tape formats. For example, you will discover that source code generated by the EDTASM consists almost entirely of ASCII code. The package price is \$5.95.


Dennis Stevens
10895 Kemah Lane
San Diego, CA 92131

```
100 POKE16561,209:POKE16562,79:CLR50:
  POKE16553,255
110 DATA62,4,211,255,33,63,60,219,255,23,48,
  251,6,50,16,254,62,5,211,255,6,16,254,62,6,
  211,255,6,16,16,254,62,4,211,255,126,60,
  246,128,230,191,119,24,218
120 CLS:FORI=20435TO20479:READX:POKE
  I,X:NEXT:POKE16526,211:POKE16527,79
140 PRINT"INSERT THE BLACK JACK INTO
  THE EAR CONNECTOR OF THE SOURCE
  RECORDER AND PUT THAT RECORDER
  IN THE PLAY MODE. INSERT THE LARG-
  ER GREY JACK INTO THE AUX CONNEC-
  TOR OF THE DESTINATION RECORDER
  AND PUT THAT RECORDER IN THE REC-
  ORD MODE."
150 INPUT"THEN PRESS ENTER TO START
  THE COPY."
160 CLS:PRINT"TERMINATE THE PROGRAM
  BY PRESSING THE RESET BUTTON. "X=
  USR(0)
```

If you haven't seen your letter yet, please be patient. We receive an enormous volume of mail every month, and the Editors are attempting to catch up with it.

Very sharp printout at very low payout

\$595*



The Heath H-14 Printer gives you high-performance features at one of the lowest prices anywhere...

- 5 x 7 dot matrix and high quality impact printhead give you clear, easy-to-read images
- Standard 96-character ASCII set, UPPER and lower case
- Operator or software-selectable line widths; 132, 96, or 80 characters
- Compatibility with any computer having RS-232C or 20 mA current loop serial interface, with handshaking
- Sprocket paper feed, with adjustable spacing, to keep paper moving smoothly
- Sustainable print speed approximately 30 characters per second
- "Paper jammed" and "paper out" signals to prevent loss of data
- Selectable baud rates from 110 to 4800
- Convenience of standard fan-fold paper, 2.5 to 9.5 inches wide
- Chrome wire rack to keep paper neat

Visit your Heathkit Service Center

H-14 Printers are on display at the 61 Heathkit Electronic Centers throughout the U.S. and Canada. See your telephone white pages for the location nearest you.

In the U.S. Heathkit Electronic Centers are units of Veritechnology Electronics Corporation.

*In kit form, FOB Benton Harbor, MI. Also available completely assembled at \$895.00, FOB Benton Harbor. Prices subject to change without notice.



The H-14's remarkable price includes connecting cables, paper rack, paper, and ribbon — so you're all ready to run. And service for the H-14 is available at 61 Heathkit Electronic Centers in the U.S. or Canada.

Check out the microprocessor-based H-14 Printer today, in kit form or factory assembled. You'll find complete details in the newest, FREE Heathkit Catalog. Send for yours today, or pick one up at the nearest Heathkit Electronic Center. **Dealer inquiries on assembled units are invited, too.**

✓ 383

Complete service, so you're never left out in the cold

Heath®
Computer Systems

Send for FREE Catalog

Write to: Heath Company
Dept. 035-714
Benton Harbor, MI 49022



80 DEBUG

CHAR.	ASCII	CORR.	CHAR.	ASCII	CORR.
Q	81	68	h	104	33
R	82	93	i	105	20
S	83	81	j	106	7
T	84	103	k	107	36
U	85	110	l	108	41
V	86	94	m	109	31
W	87	80	n	110	38
X	88	111	o	111	25
Y	89	65	p	112	5
Z	90	119	q	113	4
† (E)	91	101	r	114	29
TAB	94	128	s	115	17
—	95	64	t	116	39
a	97	28	u	117	46
b	98	32	v	118	30
c	99	44	w	119	16
d	100	45	x	120	47
e	101	37	y	121	1
f	102	14	z	122	55
g	103	15			

NOTE: All values are decimal. When decoded into binary the correspondence code represents the following:

(MSB) Control Char/Shift/T2*/T1*/R5/R2a*/R2*/R1*

Table 1. ASCII and Correspondence codes. All values are decimal. When decoded into binary the correspondence code represents (MSB)Control Character/Shift/T2*/T1*/R5/R2a*/R2*/R1*(LSB).

		+ 5 volts	Ground
IC1, IC2*	74S387	16	8
IC3, IC4	74175	16	8
IC5, IC6, IC7, IC15	7408	14	7
IC8, IC24	74121	14	7
IC9, IC10	74123	16	8
IC13	7400	14	7
IC14	7402	14	7
IC16	7486	14	7
IC17	74LS367	16	8
IC18, IC19	74LS175	16	8
IC20	74LS30	14	7
IC21, IC23, IC29	74LS02	14	7
IC22	74LS20	14	7
IC25, IC26, IC27, IC28	74LS85	16	8
IC11, IC12	7474	14	7

Table 2. Integrated circuits parts list and power supply pin connections.

PIN	SIGNAL	PIN	SIGNAL
25	A0	27	A1
40	A2	34	A3
31	A4	35	A5
38	A6	36	A7
11	A8	17	A9
4	A10	9	A11
5	A12	6	A13
10	A14	7	A15
30	D0	22	D1
32	D2	26	D3
18	D4	28	D5
24	D6	20	D7

13	WR*	15	RD*
12	OUT*	19	IN*
1	RAS*	3	CAS*
2	SYSRES*	23	TEST*
21	INT*	14	INTAK*
16	MUX	33	WAIT*
8	GND	29	GND
37	GND	39	+ 5 volts-limited current

Table 3. TRS-80 expansion port pin designations.

PIN	SIGNAL	PIN	SIGNAL
1	Electromagnet Common (+ 48 volts)	13	Tab
3	R2	15	Index
5	R5	17	Ground
7	T2	19	Shift up feedback
9	Ground	21	Shift down feedback
11	CR-LF	23	Control/Print feedback
		25	Ground

PIN	SIGNAL	PIN	SIGNAL
2	R1	14	Backspace
4	R2a	16	Ground
6	T1	18	Shift up Electromagnet
8	Strobe Electromagnet	20	Shift down Electromagnet
10	Ground	22	Ground
12	Space	24	Feedback ground

Table 4. 25-pin D connector pin designations.

I would like to apologize to readers for several errors that crept into my article, *Selectric Hard Copy* in the September issue. The worst problem was the missing parts list which somehow did not get published. In addition, there are several errors in the schematic diagrams. Fig. 3 has a number of mistakes.

1. The two unlabeled connections on the bottom of IC1 and top of IC2 should be 13 and 14. Therefore, pins 13 and 14 from both IC1 and IC2 are grounded.

2. There are also unlabeled connections on the bottom of IC3 and top of IC4. These should read 1 and 8 on IC3 and 16, 1 and 8 on IC4. Thus, pins 16 and 1 of both IC3 and IC4 are to + 5 volts and pin 8 of both ICs is grounded.

3. Pins 6 and 7 of IC10b are reversed.

4. Pin 4 of IC8 should go to + 5 volts, not to ground as shown.

5. Pin 8 of IC11b should be pin 9, therefore, pin 9 of IC11b goes to pin 3 of IC11a.

Several readers seemed confused as to where the lines marked R1, R2, R2a, etc. go. It might be worth mentioning that these lines go through a 560 ohm resistor to the darlington transistor driving the electromagnet as shown in Fig. 4. Thus, the line labeled R1 goes to a resistor then to a darlington transistor driving the R1 electromagnet. Likewise, R2 goes to the resistor, transistor and R2 electro-

80 DEBUG

magnet, etc. IC5, IC8 and IC7 drive a total of 11 transistors which drive 11 electromagnets. In addition, the strobe, shift up and shift down lines each go through a 560 ohm resistor, and a transistor to their respective electromagnets.

Figures 5, 6 and 7 have similar mistakes. First, in all three schematics, pins 3 and 4 of IC24 should go to +5 volts, not to ground as shown. Second, the line marked 37E8 READ in Fig. 5 should be inverted before going to pin 1 of IC17. Therefore, break this line on the schematic and connect another NOR gate in the circuit. Pin 4 of IC23 should go to pins 11 and 12 of IC23 (the new NOR gate) and the output of this gate, pin 13, should continue up to pin 1 of IC17. And finally, the same correction applies to Figs. 6 and 7. In both of these figures the lines marked READ should be inverted. Therefore, break the READ line and connect pin 1 of IC29 to pins 11 and 12 of IC29 (the new NOR gate) and connect the output of this NOR gate, pin 13, to pin 1 of IC17.

A final correction I would like to make known is in Table 5. Address 140 should have 166 as its data, not 066 as shown. Also address 212 should have 204 as its data, not 202 as shown.

I would like to thank all readers for the nice comments they have made about this article. I will be pleased to correspond with anyone about interfacing the Selectric if he or she will include a stamped, self-addressed envelope. Also, I will have a printed circuit board available about the middle of November. Please note that I have moved since I wrote this article. My new address is 248 Barren Hill Road, Conshohocken, PA 19428 and my phone is 215-825-7556.

Michael W. Bickerton, M.D.

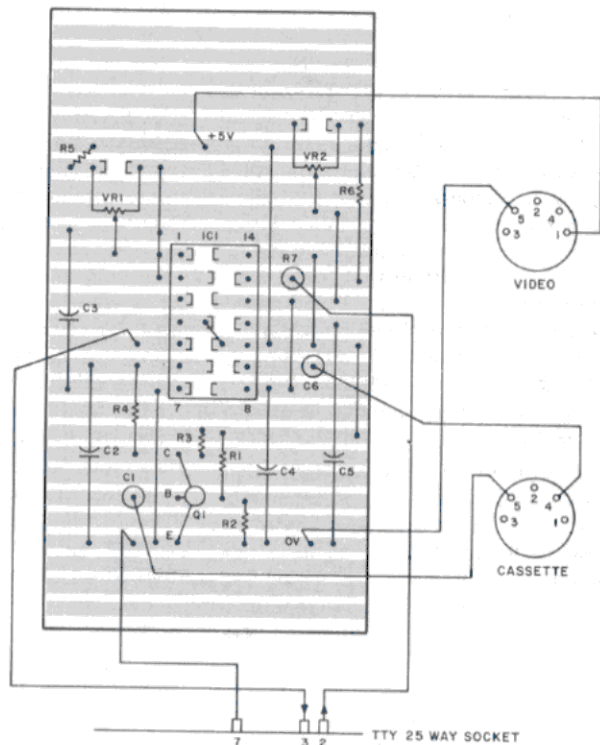


Figure correction for Teletype Interface, September 80.

The Next Trap

Could you please publish these corrections for "The Next Trap," September 1980: The program listing shown does NOT belong to this article. This is the correct listing:

```
10 CLS
20 INPUT "ENTER A NUMBER 1 - 10":C
30 FOR A = 1 TO 9: PRINT "A=";A,
40 IF A=C THEN 50 ELSE NEXT A
50 PRINT:PRINT"OUT OF THE LOOP"
60 FOR B = 1 TO 5
70   FOR A = 1 TO 6
80     PRINT"B=";B;" A=";A,,
90   NEXT A
100  PRINT
110  NEXT B
120  END
```

To correct the "ROM-TEST-PROGRAM" in the appendix 'C' of the Level I manual,

insert this line : 280 X = 99:NEXT X.

The text is also scrambled up a bit:
From: "The first one in line 30 and 40" continue at "executes nine times unless you..."
From: "...should have forgotten." continue at "The program then enters two..."
From: "...won't let you do this and out" continue at "comes the message ?NF ERROR..."

Hubert C. Borrmann
Colorado Springs, CO

Customized EDTASM

I have found the following three errors in my article "Customized ED-

TASM" in August's edition. Enclosed are the corrections.

EDTASM Corrections

1) The end of EDTASM is 5D20(H), vise 5520(H).

The next two are both in listing 4.

2) The first is in line 550. There should be a NOP in the instruction field.

3) Line 600 should read: CP 54D instead of: CP 34D. This sets the number of lines to be printed on a page.

John T. Blair
Norfolk, VA

80 ACCOUNTANT

by Michael Tannenbaum C.P.A.

"In short, the Model II is physically capable of being used in a multiprocessing or shared-logic environment, but when?"

In previous columns I have discussed some of the limitations of microcomputers in a business environment. At present the Model II is subject to the same limitations of the Model I: Basically, it is still a single-user machine. However, these limitations may be temporary. Radio Shack recently released a technical manual for the Model II, indicating that four expansion slots are available. These slots significantly increase the Model II's capacity. The Model II is capable of addressing up to 512K of memory. In addition, the bus structure is already expanded to accommodate the new 16-bit microprocessors.

In short, the Model II is physically capable of being used in a multiprocessing or shared-logic environment, but when? At present Radio Shack has given us no indication of additional hardware to plug into the Model II. The machine has remained exactly as it was offered more than a year ago.

Communications Program

In the meantime, currently packaged with the Model II is a terminal program which can greatly enhance its capacity as a stand-alone computer.

As illustrated in the user's manual the program is designed to help simplify the installation of a Model II as a "remote job entry" work station for a larger computer.

Take the example of preparing a tax return. Typically, the preparation begins with an assembly phase. During this phase the data are usually gathered in pieces. Once all the data are on hand, a return can be prepared and reviewed for accuracy and sent to the taxpayer.

To automate tax preparation many professionals use a batch data entry service bureau. Tax return information is entered on input forms which are keypunched. The returns are processed at the service bureau and returned with diagnostics. The diagnostics are analyzed and corrections added to the batch. Once the batch is correct the final returns can be prepared. Either the final return or the diagnostic report is reviewed for tax compliance and accuracy.

If gathering the data and entering it into the computer could be done by the preparer and, during the data entry phase, diagnostics performed, preparation could be expedited. However, this requires considerable computer capacity. The capacity "crunch" could be averted by using a computer such as the Model II, to off-load data entry from the main computer. The main computer would be reserved for complicated work and the Model II, together with a program such as Terminal, could be used for the slow data entry work. In practice this could work as follows:

On a daily basis, tax files could be transmitted to the Model II from the main computer. The files could be operated on and returned. The main computer would generate reports on each return. Should a return show "no activity" for a period of time, a warning could be generated to indicate that special attention is required.

No batching would be required by this system. The instant feedback between data entry and edit would shorten the learning curve for new staff and minimize costly data omissions for all users.

Terminal is an interactive menu-driven program designed to transmit files from the Model II to another computer. In operation, the disk file is brought into the Model II memory and transmitted from memory to the host computer. Files transmitted must be in ASCII form and the transmission process can be controlled by the host through a predefined "wait" character. The Terminal program does not appear to be able to audit the transmitted text, identifying errors. Because of this limitation, some way of verifying the accuracy of sensitive data must be used. Data received from the host computer can be either dumped into memory, printed or displayed on the video screen.

When data is received, the program will detect if a parity or framing error occurs. These errors can occur if the Model II is not precisely adjusted to the host computer's specifications. Because the menu may be displayed during data reception, the program indicates the reception of data which was not displayed. Should the host signal a break, a message will be displayed.

Other allowances have also been incorporated to indicate "loss of carrier" during network communications.

ST80 III

Another program which has even more flexibility is ST80 III by Lance Micklus (Small Business Systems Group, Inc., Westford, MA). This program, an adaptation of a package designed for the Model I, is considerably more versatile than Terminal. In the ST80 III system conditions are set up by a special program TCONV/BAS.

This program is designed to tailor the Model II to almost any specifications required by the host computer. ST80 III can alter keyboard, memory buffer, video and printer conventions to that of the host.

An excellent feature for the ST80 III user is the availability of feedback between the host and the Model II that allows character by character verification when sending data. This feature alone and the elimination of requirements for a special program justifies the cost of the ST80 III. However, Lance Micklus did not stop there.

Included with the program are several useful utilities. These utilities convert binary to ASCII files and vice versa; calculate checksums for transmission verification and determine whether a file is ASCII or binary.

The Model II has been used successfully in networks composed of many different types of computers, by setting up different parameter files for each computer. Simply call a different parameter file and the Model II is automatically adjusted to the host system's requirements.

For fine tuning the ST80 III, you can manually adjust its transmitting and receiving speeds so that slight synchronization errors can be corrected. This is especially desirable if the host is time-shared with other peripherals.

ST80 III is sold with parameter tables for the Source and Forum 80. An examination of these tables with TCONV/BAS, will give the user a graphic appreciation of the problems involved when trying to integrate dissimilar data processing devices. ■

Finally

Financial Planning on Micros

TARGETTM Business Planning System

Until now, sophisticated financial planning required a sizeable mainframe and, all too often, the services of an overworked data processing department.

No longer. Advanced Management Strategies, Inc. presents to Apple* and TRS-80** users an innovative management tool - *The TARGET Business Planning System*.

AMSI, a management consulting firm, has converted its financial planning system to the microworld. *The TARGET Business Planning System* on an Apple or TRS-80 is competitive with mainframe planning languages and systems that cost up to \$50,000.

The TARGET Business Planning System is available in modules giving you the flexibility to buy only the capabilities and functions needed now. Adding modules is as easy as purchasing the specific floppy and user's manual. All modules use the same data files. And, the same entry and editing program is included with each module.

The TARGET Business Planning System is an inter-active tool, not a canned routine which allows you to design and produce desired documents tailored to your particular needs.

Start off with *The TARGET Planner*, the general business planning module to generate pro-formas, income statements, balance sheets and other essential business documents.

The TARGET Planner - \$195.00

Available this fall at selected retail computer outlets.

For more information and the name of the dealer nearest you, call 1/800/323-1717.†

In Illinois, call 1/800/942-8881.†

† Ask for Operator 113.

Other TARGET Business Planning System modules available this fall:

TARGET Statistical Analyzer

TARGET Business Analyzer

TARGET Graphics

TARGET Report Processor

WHATIF

Advanced Management
Strategies, Inc. ✓ 280
P. O. Box 95130
Atlanta, Georgia 30347

* Registered, Apple Computers, Inc.
** Registered Trademark, Tandy Corporation
† Trademark, Advanced Management Strategies, Inc.

Enjoying 80 MICRO ? then read on...



80 MICROCOMPUTING has proven, in its first several issues, that it can give you more information on the TRS-80* than any other single source. The magazine has grown more informative with each month and we still have lots more interesting ideas in the works for you.

With the TRS-80* (or 90...etc.) being the most popular microcomputer in the entire world, you are going to benefit from this in many ways. The more computers there are out there of one kind...the more good programs you are going to have for this system. I hope that is obvious. You may be sure that **80 MICROCOMPUTING** will be packed with the shorter programs and reviews of the larger ones. You can waste an awful lot of money on stuff that looks great in the ads, but fizzles out when you try to use it. You need our reviews.

The wealth of programs will also mean that there will be much better programs for the TRS-80* than any other system. Put yourself in the seat of a computer programmer and you'll understand this. If you are going to spend several months developing a comprehensive program, and it takes all of that to write and debug a big program, would you write it for a system which has sold one hundred units or one which has sold over 300,000 systems? The answer is obvious...and this is why we are already seeing programs coming out for the TRS-80* which are far better than anything for any other system on the market. This is tough for other systems...the law of the computer jungle.

Between our connections with Instant Software, the largest publisher of microcomputer programs in the world, and Kilobaud MICROCOMPUTING, you know that **80 MICROCOMPUTING** is going to be your most important link with software for the TRS-80*.

With Instant Software being sold and promoted in every country in the world where the TRS-80* is being sold, our input of programs is also the best in the world. We get programs submitted from everywhere...often from 50 to 100 a week! You'll get the cream of the crop either published or reviewed in **80**.

HARDWARE TOO

The same law of the computer jungle holds for hardware. Would you, as a manufacturer, market an accessory for a system which has sold 100 units or would you go

first for the one which has sold hundreds of thousands. It is, as with software, self-evident why the great bulk of the hardware accessories for computers are for the TRS-80* these days.

80 MICROCOMPUTING has the advantage of the use of the largest and most complete microcomputer lab in the world...the one developed for Instant Software and Kilobaud MICROCOMPUTING. This means that most new pieces of equipment are tested and in use by our staff...and this means that we can tell you what we think is outstanding...and where we find ripoffs. This lab is important to you.

SUBSCRIBE

If you are not already a subscriber to **80 MICROCOMPUTING**, please get signed up right now. The yearly rates are \$18, and that is a bargain. Just one single program of use to you can be worth much more than that. One review of an accessory could save you many times that much investment. I would appreciate it if you would appoint yourself a committee of one to get more subscribers for the magazine. You will benefit even more than we do here at the magazine...because the more readers we have, the more ads we will be able to attract...and the more ads, the more pages of articles you will get every month.

The **80** market can, I think, support a couple of hundred pages of ads...and that would mean a magazine of nearly 500 pages a month. That should hold you. You may not have time left to use your computer.

ENCYCLOPEDIA

If you've read Kilobaud MICROCOMPUTING, you know that I try hard not to

duplicate published material. My concept is that every reader should save every issue (we sell inexpensive boxes for this so they can sit on your library shelf) and treat the magazine as a continuing encyclopedia of computing. I make sure that much of the material in each issue is written in simple language so it will be understandable by even the rawest newcomer to computers. Oh, I have articles for the more advanced users too, so you'll have something to look back over later and use as your understanding of your system grows.

Try to think of **80 MICROCOMPUTING** as more of a large club newsletter than an ivory tower high-level publication. I'll leave the pomp to other publishers...the ones with the well-deserved inferiority complexes who cater to their inadequacies by publishing esoteric baloney. This magazine is written by the readers and edited by people whose aim is to help you enjoy your TRS-80*.

SAVE

With each issue costing \$2.50 at your computer store, that's \$30 a year. For \$18 a year you can subscribe...at least for now. As the magazine expands, please do not be surprised if the cover price increases, along with the subscription price. I started **73 Magazine** for radio amateurs twenty years ago with a cover price of 37¢ (two for 73¢) and it is up to \$2.95 a copy now (and it is the largest of the ham magazines).

For you bargain hunters...and those who find that one year goes by all too rapidly, the three year rate for **80** is \$45. This, too, will be going up...reflecting the inflation, paper increases, postage increases, and a short vacation for me in Hong Kong next year. Someone has to pay for that.

If the coupon below has been used, please fill out subscription form on the Reader Service card in the back of the magazine

YES! Sign me on as a subscriber to 80 Microcomputing for only \$18 a year!

Card # _____ Exp. _____

Signature _____

Name _____

Address _____

City _____ State _____ Zip _____

- ☐ 12 issues — \$18
- ☐ 36 issues — \$45
- ☐ Please bill me
- ☐ Payment Enclosed
- ☐ Master Charge
- ☐ VISA
- ☐ American Express

80 microcomputing
Peterborough, N.H. 03458

Subscription begins with next published issue.
Back issues, while available are \$3 each.
Canada: \$20 per year US funds.
All other foreign subscriptions: \$28 one year only.

*TRS-80 is a trademark of Tandy Corp.

80 APPLICATIONS

by Dennis Kitsz

"Although a machine language program is usually clear and transparent, in this case, the BASIC gives the illusion of being more concise."

Remember that stock introduction on The Twilight Zone? Can you still hear Rod Serling intoning detached phrases combined with black-and-white images blending and diffusing on the screen? Time was always a strong element in his television program, and it came to mind as this month's Applications program consistently dematerialized in the twilight zone of my TRS-80. This month's column about time... was late.

Having thus justified my tardiness to the editors, I will move straight to programs for setting and reading time using the hardware detailed last month. Listing 1 is a BASIC program to do this with the MSM5832 clock/calendar. Although a machine language program is usually clear and transparent, in this case the BASIC gives the illusion of being more concise.

The Controlling Program

Any complicated input/output peripheral calls for a lot of information from the controlling program; this is true for the clock chip as well. Thirteen of its 16 internal registers are used for month, day, year, hours, minutes, seconds and day of the week. Additionally, its slow internal electronics force us to use interface hardware which can grab hold of the clock signals and stabilize them for the computer to read.

Last month we mapped the 8255 interface chip to use addresses 37D0 to 37D3 (14288 to 14291 decimal). Address 37D3 communicates instructions to the port chip itself, readying it to relay data; via the port chip, address 37D2 sets up the clock to read or write; data sent to 37D1 determine which of the 13 registers will be activated; and 37D0 contains the actual time and date information to be read or written.

Sound complicated? It isn't if you work slowly and logically. You can merely use this hardware, but it is worth understanding it as well.

The hardware explained last month takes care of decoding an address block starting at 37D0 hex, which turns on (selects) the 8255 port IC. The lower two bits of the addressing lines are fed directly into that chip, and they determine (once the 8255 has been selected) what the chip will

do next. 37D3 (0011 0111 1101 0011 binary) allows data to talk to the chip, determining which of its three ports will read or write. 37D2 (...10) sets up communications with Port C, 37D1 (...01) with Port B, and 37D0 (...00) with Port A.

We send data through Port C, then, to tell the clock whether "It" will read or write. "Data" through Port B select the clock's register "address". And finally, Port A is used to transfer what we think of as "normal" data to and from the clock.

Lines 10 to 70 of the BASIC program accept raw input from the user in order to set the clock. Notice that in line 80, a value of 4 is added to variable HO to indicate afternoon. Since there are only 24 hours in a

day, the hours high digit will never be greater than 2, or binary 0010. The two left-most bits aren't used for counting, so they have been set aside to indicate AM or PM. Four is 0100 binary, so adding 4 to variable HO "sets" the PM bit in the clock.

The same thing happens in line 90; the remaining high bit of the hours register can reveal whether we are using a 12 or 24-hour clock.

Monday has been assigned a value of zero by the chip's makers; lines 100 and 110 make that conversion. Determination of leap year is not automatic, our own program must determine it by discovering (in line 140) if the year is divisible by four with no remainder. Input from the user is then

```
10 CLS : CLEAR 150 : REM * CRUDE BUT SERVICEABLE CLOCK PROGRAM
20 FOR X = 0 TO 6 : READ DWS(X) : NEXT : REM * ARRAY OF DAYS
30 DATA M O N D A Y, T U E S D A Y, W E D N E S D A Y
40 DATA T H U R S D A Y, F R I D A Y, S A T U R D A Y, S U N D A Y
50 PRINT "ENTER HOURS AND MINUTES, PLUS AM OR PM INDICATION."
60 INPUT "USE FORMAT 0,3,5,8,P (= 3:58 P.M.):";H0,H1,M0,M1,P$
70 INPUT "12-HOUR OR 24-HOUR CLOCK (ANSWER 12 OR 24)";CS
80 IF P$ = "P" THEN H0 = H0 + 4 : REM * BIT 3 INDICATES P.M.
90 IF CS = "24" THEN H0 = H0 + 8 : REM * BIT 4 FOR 24 HOURS
100 PRINT "DAY OF THE WEEK (ENTER 1 TO 7. MONDAY IS 1.)"
110 INPUT DW : DW = DW - 1 : REM * CLOCK'S MONDAY IS ZERO
120 PRINT "MONTH, DAY AND YEAR IN FORMAT 0,3,1,8,0 (3/31/80)"
130 INPUT M2,M3,D0,D1,Y0,Y1 : REM * LEAP YEAR TEST IN NEXT LINE
140 LY = Y0 + 10 * Y1 : IF LY/4 = FIX (LY/4) THEN D0 = D0 + 4
150 POKE 14291,128 : REM * SET UP 8255 CHIP PORTS
160 POKE 14290,80 : REM * SET UP CLOCK TO READ TIME AND DATE
170 Q = 14289 : REM * THIS IS CLOCK ADDRESS REGISTER
180 POKE Q,2 : POKE Q-1,M1 : POKE Q,3 : POKE Q-1,M0
190 POKE Q,4 : POKE Q-1,H1 : POKE Q,5 : POKE Q-1,H0
200 POKE Q,6 : POKE Q-1,DW : POKE Q,7 : POKE Q-1,D1
210 POKE Q,8 : POKE Q-1,D0 : POKE Q,9 : POKE Q-1,M3
220 POKE Q,10 : POKE Q-1,M2 : POKE Q,11 : POKE Q-1,Y1
230 POKE Q,12 : POKE Q-1,Y0 : REM * TIME AND DATE INFO SET
240 POKE 14291,144 : CLS : REM * DISPLAY SUBROUTINE FOLLOWS
250 PRINT @ 0, "": REM * DISPLAY IS ON TOP LINE OF SCREEN
260 POKE 14290,32 : REM * SET UP CLOCK TO WRITE TIME AND DATE
270 POKE Q,6 : PRINT DWS (PEEK (Q-1) AND 15), " ";
280 POKE Q,10 : PRINT PEEK (Q-1) AND 15; CHR$(8);
290 POKE Q,9 : PRINT PEEK (Q-1) AND 15; "/";
300 POKE Q,8 : PRINT PEEK (Q-1) AND 3; CHR$(8);
310 POKE Q,7 : PRINT PEEK (Q-1) AND 15; "/";
320 POKE Q,12 : PRINT PEEK (Q-1) AND 15; CHR$(8);
330 POKE Q,11 : PRINT PEEK (Q-1) AND 15; " -- ";
340 POKE Q,5 : PRINT PEEK (Q-1) AND 3; CHR$(8);
350 POKE Q,4 : PRINT PEEK (Q-1) AND 15; " : ";
360 POKE Q,3 : PRINT PEEK (Q-1) AND 15; CHR$(8);
370 POKE Q,2 : PRINT PEEK (Q-1) AND 15; " : ";
380 POKE Q,1 : PRINT PEEK (Q-1) AND 15; CHR$(8);
390 POKE Q,0 : PRINT PEEK (Q-1) AND 15;
400 POKE Q,5 : IF (PEEK (Q-1) AND 4) = 0 THEN PRINT " A. M. ";
410 : IF (PEEK (Q-1) AND 4) = 4 THEN PRINT " P. M. ";
420 IF (PEEK (14312) AND 128) = 0 THEN 500 ELSE 250
430 REM : THIS ROUTINE IS MUCH LONGER THAN IT NEED BE,
440 REM : BUT IS SET UP FOR CLARITY, NOT EFFICIENT USE
450 REM : OF MEMORY. IT IS EASIER TO USE THE MACHINE
460 REM : LANGUAGE SUBROUTINE FOR THIS CLOCK CIRCUIT.
500 AS = "": FOR X = 15360 TO 15424 : AS = AS + CHR$(PEEK(X))
510 NEXT : LPRINT AS : GOTO 250
```

Program Listing 1

complete.

Line 150 switches on the port chip's write cycle, and line 160 does the same with the clock chip. Following through lines 180 through 230, we find that each clock register is prepared for writing (POKE Q), and each value is placed into the clock's registers (POKE Q-1). The clock and calendar are now set.

Reading the Clock

Reading this clock is not as straightforward in Level II BASIC as it seems to be with the Level III and DOS "TIMES" command. Line 240 allows the 8255 port chip to read the clock, and line 260 prepares the clock for reading.

Lines 270 through 390 each ask for a clock register (POKE Q) and subsequently read it with a PEEK(Q-1). Don't be put off by the AND function in each of these lines, nor by the CHR\$(8). The AND function does in software what would have been messy in hardware; that is, we're only using four of eight data lines. The remaining four are not tied off, and the computer sees them as high (equal to a number one). Because of these high lines, every time we read data from the clock, the computer dutifully adds 240 to it (binary 11110000).

To rid ourselves of the nuisance of trying to interpret a date like 241242/242245/248240, we "mask" out all the bits we don't want to read. Thus AND 15 is AND 00001111 to the computer. Only numbers up to 15 will be seen through this mask. In line 340, there's AND 3 (binary AND 00000011). This mask rids us of the bits used for AM/PM and 12/24-hour clock.

Lines 400 and 410 use the opposite masks. They mask out the hours values in the register in order to find out if it is morning or afternoon, or if we have requested a civilian or military clock. The CHR\$(8), by the way, is a command for "displaying" a backspace, so that the time value will be formatted nicely on the screen.

The remainder of the program checks address 14312 for the presence of a printer, formats the output as a string (line printers normally can't backspace), and sends the output to the printer if it is ready.

I recommend the BASIC program, though, only for an idea of how the 8255 port and 5832 clock chips work, not for actual program use. Instead, Listing 2 presents an assembly language routine which will print a formatted time and date using TIMES, and set the time and date using CMD. Because I have annotated the listing in detail, only the general approach and use of the machine language routine will be outlined.

```

7EA7 00140 ; *****
00150 ORG 7EA7H ; CHANGE TO RELOCATE
00160 ; *****
00170 ; PATCH INTO DOS TIMES & CMD ERROR LOCATION AND CHANGE IT
00180 ; *****
7EA7 21B67E 00190 ENTRY LD HL,START1 ; START OF TIMES PROGRAM
7EAA 227741 00200 LD (4177H),HL ; PATCH TIMES ?L3 ERROR
7EAD 21547F 00210 LD HL,START2 ; START OF "CMD" PROGRAM
7EB0 227441 00220 LD (4174H),HL ; PATCH CMD ?L3 ERROR
7EB3 C3CC06 00230 JP 06CCH ; BACK TO A BASIC "READY"
00240 ; *****
00250 ; THIS IS THE BEGINNING OF THE "TIMES" PATCH TO READ TIME
00260 ; ROUTINE INTERCEPTS ?L3 ERROR AND CHECKS LINE'S SYNTAX.
00270 ; *****
7EB6 D7 00280 START1 RST 10H ; BASIC HOUSEKEEPING
7EB7 E5 00290 PUSH HL ; SAVE BASIC LINE POINTER
7EB8 3E18 00300 LD A,18H ; LENGTH OF TIMES
7EBA CD5728 00310 CALL 2857H ; ROM STRING SPACE SETUP
00320 ; *****
00330 ; SET UP RAM SPACE AND GET CLOCK CHIP READY TO READ TIME
00340 ; *****
7EBD 2AD440 00350 LD HL,(40D4H) ; LOCATION TO STORE TIMES
7EC0 FD21D037 00360 LD IY,37D0H ; CLOCK MEMORY ADDRESS
7EC4 FD360390 00370 LD (IY+3),90H ; SET UP 8255 CHIP PORTS
7EC8 FD360220 00380 LD (IY+2),20H ; SET UP CLOCK TO READ
00390 ; *****
00400 ; CLOCK IS READY TO READ ... NOW READ AND CREATE STRING.
00410 ; DAY OF THE WEEK IS ALPHABETIC AND WILL BE DONE FIRST.
00420 ; *****
7ECC FD360106 00430 LD (IY+1),6 ; POINT TO DAY OF WEEK
7ED0 FD7E00 00440 LD A,(IY+0) ; GET DUMMY VALUE INTO A
7ED3 FD7E00 00450 LD A,(IY+0) ; GET DAY OF WEEK VALUE
7ED6 E607 00460 AND 07H ; MASK OFF UNUSED BITS
7ED8 11EA7F 00470 LD DE,TABLE ; POINT DE TO DAY TABLE
7EDB 3C 00480 INC A ; IT MUST BE AT LEAST 1
7EDC 3D 00490 LOOP1 DEC A ; IS ACCUMULATOR ZERO?
7EDD 2807 00500 JR 2,XLOOP ; GO OUT OF TABLE LOOP
7EDF 0603 00510 LD B,3 ; NUMBER OF CHARS PER DAY
7EE1 13 00520 LOOP2 INC DE ; MOVE PAST EACH CHAR
7EE2 10FD 00530 DJNZ LOOP2 ; DO IT TILL AT NEXT DAY
7EE4 18F6 00540 JR LOOP1 ; CHECK FOR NEXT DAY
00550 ; *****
00560 ; VALUE FOR DAY IS FOUND ... NOW TURN IT INTO LETTERS
00570 ; *****
7EE6 0603 00580 XLOOP LD B,3 ; NUMBER OF CHARS TO GET
7EE8 1A 00590 YLOOP LD A,(DE) ; CHARACTER TO TRANSFER
7EE9 77 00600 LD (HL),A ; XFER DAY NAME TO TIMES
7EEA 23 00610 INC HL ; NEXT LOCATION IN TIMES
7EEB 13 00620 INC DE ; NEXT LOCATION IN TABLE
7EEC 10FA 00630 DJNZ YLOOP ; LOOP BACK FOR NEXT CHAR
7EEE 3620 00640 LD (HL),20H ; PUT SPACE AFTER DAY
7EF0 23 00650 INC HL ; BUMP TIME BUFFER AGAIN
00660 ; *****
00670 ; DAY OF WEEK IS DONE ... NOW GET MONTH, DAY, AND YEAR
00680 ; *****
7EF1 1E30 00690 LD E,30H ; HEX TO ASCII DIFFERENCE
7EF3 160B 00700 LD D,11 ; MONTH HI PORT + 1
7EF5 062F 00710 LD B,2FH ; SLASH ("/") CHARACTER
7EF7 0E0F 00720 LD C,0FH ; MASK UNUSED PORT BITS
7EF9 CDB7F 00730 CALL FILLER ; GET MONTH HIGH VALUE
7EFC CDB7F 00740 CALL FILLER ; GET MONTH LOW VALUE
7EFF 70 00750 LD (HL),B ; LOAD SLASH INTO TIMES
7F00 23 00760 INC HL ; BUMP TIME BUFFER BY ONE
7F01 0E03 00770 LD C,3 ; MASK UNUSED CLOCK BITS
7F03 CDB7F 00780 CALL FILLER ; GET DAY HIGH VALUE
7F06 0E0F 00790 LD C,0FH ; MASK UNUSED CLOCK BITS
7F08 CDB7F 00800 CALL FILLER ; GET DAY LOW VALUE
7F0B 70 00810 LD (HL),B ; PUT SLASH INTO TIMES
7F0C 23 00820 INC HL ; BUMP TIME BUFFER BY ONE
7F0D 160D 00830 LD D,13 ; YEAR HIGH VALUE + 1
7F0F CDB7F 00840 CALL FILLER ; GET YEAR HIGH VALUE
7F12 CDB7F 00850 CALL FILLER ; GET YEAR LOW VALUE
7F15 3620 00860 LD (HL),20H ; VALUE FOR A SPACE
7F17 23 00870 INC HL ; BUMP TIME BUFFER BY ONE
00880 ; *****
00890 ; MONTH, DAY, YEAR DONE - NOW GET HOURS, MINUTES, SECONDS
00900 ; *****
7F18 1605 00910 LD D,5 ; HOURS HIGH VALUE POS'N.
7F1A FD7201 00920 LD (IY+1),D ; SET UP CLOCK CHIP PORT
7F1D FD7E00 00930 LD A,(IY+0) ; DUMMY VALUE INTO ACC.
7F20 FD7E00 00940 LD A,(IY+0) ; GET HOURS HIGH VALUE
7F23 F5 00950 PUSH AF ; SAVE THIS FOR AM/PM
7F24 14 00960 INC D ; ACCOMMODATE SUBROUTINE
7F25 0E03 00970 LD C,3 ; MASK UNUSED CLOCK BITS
7F27 CDB7F 00980 CALL FILLER ; GET HOURS HIGH VALUE
7F2A 0E0F 00990 LD C,0FH ; MASK UNUSED CLOCK BITS
7F2C CDB7F 01000 CALL FILLER ; GET HOURS LOW VALUE
7F2F 363A 01010 LD (HL),3AH ; PUT A COLON IN TIMES
7F31 23 01020 INC HL ; BUMP THE STRING ALONG
7F32 0602 01030 LD B,2 ; NUMBER MINUTE/SEC LOOPS
7F34 CDB7F 01040 MINSEC CALL FILLER ; GET, CONVERT, SAVE VALUE
7F37 CDB7F 01050 CALL FILLER ; GET, CONVERT, SAVE VALUE
7F3A 363A 01060 LD (HL),3AH ; VALUE FOR A COLON
7F3C 23 01070 INC HL ; BUMP TIME BUFFER BY ONE
7F3D 10F5 01080 DJNZ MINSEC ; GO BACK FOR MIN/SEC
7F3F 2B 01090 DEC HL ; BACK UP TO LAST COLON

```

Program continues


```

7F40 3620 01100 LD (HL),20H ; CHANGE COLON TO SPACE
01110 ; *****
01120 ; HOURS, MINUTES, SECONDS ARE DONE ... NOW FIGURE AM/PM
01130 ; -----
7F42 23 01140 INC HL ; BUMP TIME BUFFER BY ONE
7F43 F1 01150 POP AF ; GET BACK HOUR HI VALUE
7F44 CB57 01160 BIT 2,A ; CHECK AM/PM INDICATOR
7F46 2804 01170 JR Z,MORNING ; MORNING IF BIT 2 = 0
7F48 3650 01180 LD (HL),50H ; PUT LETTER "P" IN PLACE
7F4A 1802 01190 JR NEXT ; JUMP PAST LETTER A
7F4C 3641 01200 MORNING LD (HL),41H ; PUT LETTER "A" IN PLACE
7F4E 23 01210 NEXT INC HL ; BUMP TIME BUFFER BY ONE
7F4F 364D 01220 LD (HL),4DH ; PUT LETTER "M" IN PLACE
7F51 C38428 01230 JP 2884H ; BACK TO BASIC ACTIVITY
01240 ; *****
01250 ; THIS IS THE BEGINNING OF THE "CMD" PATCH TO SET TIME
01260 ; CHECK FOR TIME SETTING PARAMETERS AND SYNTAX
01270 ; -----
7F54 7E 01280 START2 LD A,(HL) ; CHAR AT LINE POINTER
7F55 FE22 01290 CP 22H ; IS IT A QUOTE MARK?
7F57 C29719 01300 JP NZ,1997H ; ?SN ERROR IF NO QUOTE
7F5A 23 01310 INC HL ; BUMP LINE PTR. BY ONE
7F5B E5 01320 PUSH HL ; SAVE THE LINE POINTER
7F5C 11EA7F 01330 LD DE,TABLE ; GET TABLE OF DAY NAMES
7F5F 0E00 01340 LD C,0 ; THIS WILL BE COUNTER
7F61 0603 01350 DYLOOP LD B,3 ; NUMBER OF CHARS IN DAY
7F63 E1 01360 POP HL ; GET LINE POINTER BACK
7F64 E5 01370 PUSH HL ; SAVE AGAIN FOR LOOP USE
7F65 1A 01380 FINDIT LD A,(DE) ; GET 1ST CHAR OF STRING
7F66 A7 01390 AND A ; EASY WAY TO SET A FLAG
7F67 2809 01400 JR Z,ERROR1 ; VALUE = 0 ... ?SN ERROR
7F69 BE 01410 CP (HL) ; CHECK IT AGAINST TABLE
7F6A 280A 01420 JR Z,GOTONE ; MATCH...GET NEXT CHAR
7F6C 13 01430 LOOP4 INC DE ; RUN PAST VALUES FOR DAY
7F6D 18FD 01440 DJNZ LOOP4 ; BY RUNNING B TO ZERO
7F6F 0C 01450 INC C ; NEXT DAY - BUMP COUNTER
7F70 18EF 01460 JR DYLOOP ; BACK TO NEXT DAY LOOP
7F72 E1 01470 ERROR1 POP HL ; CLEAR STACK OF HL REG.
7F73 C39719 01480 ERROR2 JP 1997H ; GO TO ?SN ERROR MESSAGE
7F76 23 01490 GOTONE INC HL ; GET NEXT CHAR FROM LINE
7F77 13 01500 INC DE ; BUMP TABLE VALUE ALONG
7F78 10EB 01510 DJNZ FINDIT ; KEEP GOING TILL DONE
01520 ; *****
01530 ; NUMERICAL VALUE FOR DAY IS IN C - PUT IT IN MS5832
01540 ; -----
7F7A F1 01550 POP AF ; CLEAR STACK OF HL VALUE
7F7B FD360300 01560 LD (IY+3),80H ; SET UP 8255 TO WRITE
7F7F FD360250 01570 LD (IY+2),50H ; CLOCK CHIP WRITE VALUE
7F83 79 01580 LD A,C ; GET DAY OF WEEK VALUE
7F84 FD360106 01590 LD (IY+1),6 ; READY TO WRITE DAY
7F88 FD7760 01600 LD (IY+0),A ; WRITE DAY TO CLOCK
01610 ; *****
01620 ; DAY IS WRITTEN - FIND MONTH, DAY, YEAR AND WRITE THEM
01630 ; -----
7F8B 160B 01640 LD D,11 ; VALUE FOR MONTH + 1
7F8D CDC37F 01650 CALL TIMSET ; WRITE MONTH TO CLOCK
7F90 CDC37F 01660 CALL TIMSET ; WRITE DAY TO CLOCK
7F93 160D 01670 LD D,13 ; VALUE FOR YEAR + 1
7F95 CDC37F 01680 CALL TIMSET ; WRITE YEAR TO CLOCK
7F98 1605 01690 LD D,5 ; SET TO HOURS HIGH VALUE
7F9A CDA67F 01700 CALL AMORPM ; WRITE HOURS TO CLOCK
7F9D CDC37F 01710 CALL TIMSET ; WRITE MINUTES TO CLOCK
7FA0 0604 01720 LD B,4 ; NUMBER OF CHARS LEFT
7FA2 23 01730 SNEAK INC HL ; BUMP LINE POINTER
7FA3 18FD 01740 DJNZ SNEAK ; LOOP PAST "PM" & QUOTES
7FA5 C9 01750 RET ; BACK TO BASIC PROGRAM
01760 ; *****
01770 ; CHECK FOR AM OR PM INDICATION AND WRITE THAT VALUE
01780 ; -----
7FA6 23 01790 AMORPM INC HL ; BUMP LINE TO NEXT CHAR.
7FA7 E5 01800 PUSH HL ; SAVE CURRENT LINE PTR.
7FA8 D5 01810 PUSH DE ; SAVE OTHER VALUES IN DE
7FA9 110600 01820 LD DE,6 ; HOW MANY SPACES TO MOVE
7FAC 19 01830 ADD HL,DE ; FIND AM OR PM IN LINE
7FAD 7E 01840 LD A,(HL) ; GET CHARACTER FROM LINE
7FAE FE41 01850 CP 41H ; SET FLAG IF CHAR. = "A"
7FB0 3E04 01860 LD A,4 ; GET PM INDICATOR READY
7FB2 2801 01870 JR NZ,EVENNG ; ZERO FLAG NOT SET IF PM
7FB4 AF 01880 XOR A ; CLEAR PM INDICATOR
7FB5 D1 01890 EVENNG POP DE ; RESTORE VALUES TO DE
7FB6 E1 01900 POP HL ; GET ORIGINAL LINE PTR.
7FB7 0602 01910 LD B,2 ; SET UP B AS TIMSET LOOP
7FB9 4F 01920 LD C,A ; SAVE AM/PM INDICATOR
7FBA 7E 01930 LD A,(HL) ; GET VALUE FROM LINE
7FBB D630 01940 SUB 30H ; STRIP ASCII MASK
7FBD 38B3 01950 JR C,ERROR1 ; ERROR IF LESS THAN 0
7FBF 81 01960 ADD A,C ; ADD AM/PM BIT TO VALUE
7FC0 C3CD7F 01970 JP MIDDLE ; SUBROUTINE FINISHES JOB
01980 ; *****
01990 ; TIME SETTING SUBROUTINE CHECKS LINE FOR SYNTAX
02000 ; -----
7FC3 1E30 02010 TIMSET LD E,30H ; CONVERTS ASCII TO HEX
7FC5 0602 02020 LD B,2 ; LOOP TWICE FOR 2 DIGITS
7FC7 15 02030 ZLOOP DEC D ; BUMP CLOCK ADDRESS PORT
7FC8 23 02040 INC HL ; GET NEXT CHAR FROM LINE
7FC9 7E 02050 LD A,(HL) ; MOVE IT TO ACC. TO TEST

```

Program continues

Both TIMES\$ and CMD are "Level III" or DOS (disk operating system) commands, so called because, although Level II acknowledges them (with an ?L3 ERROR message), they have been reserved for system software expansion. What that means is that there is a memory patch point for each of them.

In normal Level II BASIC, that patch point command effectively is "jump to the ?L3 ERROR message". We change that in this program—see lines 190 to 230—by patching into TIMES\$ at address 4177 hex, and into CMD at address 4174.

When we now issue a command such as PRINT TIMES\$, the program jumps to the linking point at 4177, and is re-routed to our own time program beginning at address 7EB6. (If you use an editor/assembler, this program may be relocated to any convenient address).

The IY register is assigned to the clock's allocated memory position (37D0), and, just as in the BASIC listing, the port and clock are prepared for reading. There is a CALL into a subroutine in ROM (line 310), which sets all the necessary pointers to create a 24-character string for BASIC's use.

Take a look at the redundant instructions at lines 440 and 450. Because the clock chip is slow, we read the same information twice to give the signals time to stabilize through the 8255 port device. The clock requires a set-up time of about six microseconds, so if your TRS-80 is modified for high speed, you may have to triple this instruction to get a reliable value from the clock.

Corresponding Day

Lines 460 through 650 look up the corresponding day of the week in the table found at lines 2300 and following. The program then goes on (lines 690 to 1100) to read each value from the clock, convert it to ASCII characters, and build a string for display or printing.

The morning/afternoon part of the string is created at lines 1140 to 1220, and finally the program jumps into ROM at address 2884, which completes the interpretation of the user's BASIC command, directing the TIMES\$ to print, line print, equate with another string, etc.

To set the time, a format similar to the display must be used. In other words, when you command PRINT TIMES\$, the screen might read:

MON 02/28/80 11:05:16 AM

In setting the time using CMD, it is enclosed in quotes, leaving off only the value

for seconds, as in this sample:

CMD" TUE 03/14/49 02:29 PM"

The quotes, spaces, punctuation, and leading zeros must be intact as shown or a ?SN ERROR will result.

The TRS-80 reads all this information by branching to the address 4174 hex, which would ordinarily produce a Level III error (?L3 ERROR) in response to "CMD". Instead, we redirect it to our routine at 7F54 (line 1280 in the listing). The syntax is verified for the quotation mark, and the table of days of the week is checked for a match to the day you have entered (remember not to use shifted characters).

Each succeeding character is read, validated, and sent out to the clock chip. Almost all the subroutines are identical, except for the one which identifies AM or PM.

Finally, the program executed a RETURN, which sends it back to the program or command routine in progress. The TIMES and CMD statements can be used in a program or from the command mode; they can now act exactly like any other standard Level II BASIC instructions.

Next month the use of the interrupt-driven real-time clock circuit will be presented. In its place (in order to keep my telephone from ringing off the wall), are a few of the more important missing photographs of the six TRS-80 modifications described in September's Applications. ■

Add a Keyboard




Photo 1. Slide one of the wire wrap sockets into the disembowelled solder-tail socket. Photo 2. Feed the wire-wrap pins through the circuit board and fasten the sockets with fast drying glue.

```

7FCA 93      02060      SUB      E      ; STRIP OFF ASCII VALUE
7FCB 38A5    02070      JR      C,ERROR1 ; ERROR IF LESS THAN 0
7FCD FE0A    02080 MIDDLE CP      0AH    ; CHECK IF GREATER THAN 9
7FCF 30A1    02090      JR      NC,ERROR1 ; ERROR IF GREATER THAN 9
7FD1 FD7201  02100      LD      (IY+1),D ; OPEN PORT TO CLOCK
7FD4 FD7700  02110      LD      (IY+0),A  ; WRITE VALUE TO CLOCK
7FD7 10EE    02120      DJNZ    ZLOOP    ; DO IT FOR 2 DIGITS
7FD9 23      02130      INC      HL      ; BUMP PAST / : OR SPACE
7FDA C9      02140      RET             ; BACK TO MAIN PROGRAM

02150 ; *****
02160 ; GET VALUE, CONVERT TO ASCII, AND SAVE IN TIMES BUFFER
02170 ; -----
7FDB 15      02180 FILLER DEC      D      ; BUMP CLOCK PORT ADDRESS
7FDC FD7201  02190      LD      (IY+1),D ; POINT TO VALUE WANTED
7FDF FD7E00  02200      LD      A,(IY+0) ; GET DUMMY VALUE INTO A
7FE2 FD7E00  02210      LD      A,(IY+0) ; NOW GET VALID VALUE
7FE5 A1      02220      AND      C      ; MASK UNUSED BITS
7FE6 83      02230      ADD      A,E     ; MAKE IT AN ASCII VALUE
7FE7 77      02240      LD      (HL),A  ; PUT VALUE INTO BUFFER
7FE8 23      02250      INC      HL      ; NEXT BUFFER POSITION
7FE9 C9      02260      RET             ; BACK TO MAIN PROGRAM

02270 ; *****
02280 ; THIS IS THE LOOKUP TABLE OF DAYS OF THE WEEK
02290 ; -----
7FEA 4D      02300 TABLE DEFM      'MON'
02310 ;
7FED 54      02320      DEFM      'TUE'
02330 ;
7FF0 57      02340      DEFM      'WED'
02350 ;
7FF3 54      02360      DEFM      'THU'
02370 ;
7FF6 46      02380      DEFM      'FRI'
02390 ;
7FF9 53      02400      DEFM      'SAT'
02410 ;
7FFC 53      02420      DEFM      'SUN'
02430 ;
7FF7 00      02440      DEFB      0
02450 ;
02460 ; *****
7EA7 02470      END      ENTRY
00000 TOTAL ERRORS

AMORPM 7FA6 01790 01780
DYLOOP 7F61 01350 01460
ENTRY 7EA7 00190 02470
ERROR1 7F72 01470 01400 01950 02070 02090
ERROR2 7F73 01480
EVENNG 7FB5 01890 01870
FILLER 7FDB 02180 00730 00740 00780 00800 00840 00850 00980
01000 01040 01050

FINDIT 7F65 01380 01510
GOTONE 7F76 01490 01420
LOOP1 7EDC 00490 00540
LOOP2 7EE1 00520 00530
LOOP4 7F6C 01430 01440
MIDDLE 7FCD 02080 01970
MINSEC 7F34 01040 01080
MORNNG 7F4C 01200 01170
NEXT 7F4E 01210 01190
SNEAK 7FA2 01730 01740
START1 7EB6 00280 00190
START2 7F54 01280 00210
TABLE 7FEA 02300 00470 01330
TIMSET 7FC3 02010 01650 01660 01680 01710
XLOOP 7EE6 00580 00500
YLOOP 7EE8 00590 00630
ZLOOP 7FC7 02030 02120
    
```

Program Listing 2. CLock program for MSM5832 Board attached to the TRS-80 at address 14288 to 14291, using "Times" and "CMD".





Photo 3. Piggyback the remaining wire-wrap socket into the first one and snap the cover back on.



Give Your Computer the Best

The Microline 80

You can't find a better small printer. The Microline 80 will outperform and outlast every competitor. It will run all day at 80 cps with no duty cycle limitations, producing letter perfect printing on plain paper. And the head is warranted for 200,000,000 characters.

You can't find a better value either. The Microline 80 includes upper and lower case characters, double width and condensed printing, friction and pin feed, six and eight line per inch spacing and block graphics for charts, graphs and diagrams. And it operates with TRS-80™, Apple® and other popular small computers. The only extras are snap-on tractors and a buffered RS232 interface. Give your computer the best, the Microline 80.

TRS-80 is a registered trademark of Radio Shack, a division of Tandy Corp.

OKIDATA

Okidata Corporation
111 Gaither Drive
Mount Laurel, New Jersey 08054
609-235-2600

1-245

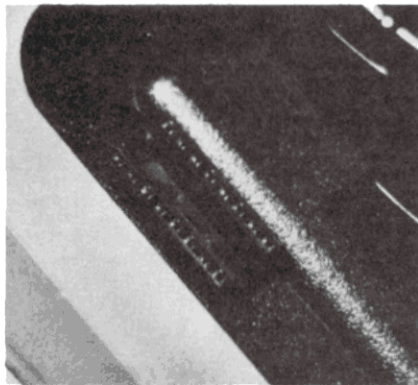


Photo 4. Socket should fit 1/16 of an inch above the surface of the cover.




Photo 5. Cable plugs comfortably away from keycaps.



Photo 1. Line up the two chips piggyback and solder all 24 pins.

Parts list for Kitsz's October Column

IC	TYPE	Vcc	GND
Z1	78L05	3	2
Z2	74LS14	14	7
Z3	74LS90	5	10
Z4	74LS92	5	10
Z5	74LS74	14	7

Real-time clock using one-second interrupt

IC	TYPE	Vcc	GND
ZA	74LS27	14	7
ZB	74LS04	14	7

Real-time clock using MSM5832 alternate circuit to replace 74LS260

IC	TYPE	Vcc	GND
Z1	74LS30	14	7
Z2	74LS260	14	7
Z3	INS8255	26	7
Z4	MSM5832	1	13

XTAL	32768 Hz
R1-R12	10K
C1, C2	20 pF
C3-C5	.1 uF

Z3

NOT CONNECTED	14, 15, 16, 17
	22, 23, 24, 25
	37, 38, 39, 40

Real-time clock using MSM5832 clock/calendar

DEVICE	R.S. PART NO.
T1 6.3V 1A transformer	273-050
D1 Bridge rectifier 1A 50V	276-1161
C6 470 uF 16V	272-1018
C7, C9 10 uF 10V	272-1013
C8 .1 uF disc	272-135
R13 47K 1/4W	271-042
R14, R15 10K 1/4W	271-034
R16 100K 1/2W	271-012
Q1 PNP xtor V _{CE} = 1V	276-2021
Q2 NPN xtor	276-2033
Z5 7805 5-volt regulator	276-1770
D2 Diode 1A 50V	276-1101

Power Supply with Battery Backup for MSM5832 clock

THE ASSEMBLY LINE

by William Barden, Jr.

This month I'm going to answer the questions many disk users have been asking: How do I talk to the disk by the TRSDOS calls? How can I bypass TRSDOS and talk directly to the disk? Yes, assemblers, this month's column is devoted to disk users. If you don't have a disk, I'll wait until you rush to town and buy one (... I'll just load this cassette file while you're making the purchase...).

Disk Basics

By now you've purchased your disk, plugged it in, and are ready to go. Let's look at a few disk basics. Some of these points may be obvious to a lot of you, so please bear with me as I start from the very beginning.

The beginning is a circular piece of mylar coated with a ferro-magnetic material. Each diskette is certified by the manufacturer by writing and verifying high-density data. In most cases, this certification procedure is much more stringent than the bit densities encountered in TRS-80 use. This explains why many users get away with making their own "flippies," cutting new index holes and write-protect notches on the opposite side of the diskette use the second side. (I do it myself with no problems.)

You all know the physical layout of the diskettes. The index hole marks the beginning of sector 0 in the TRS-80 soft-sectored format. (In the hard-sectored format there is an index hole for each sector.) The write-protect notch, of course, inhibits writing when covered with tape.

An important point, which may not be obvious to everyone: As the diskette comes from the manufacturer, it is unformatted. There is no data, other than random data, on the diskette. There are no inherent magnetized marks that indicate sectors, tracks, or any other areas on the diskette.

To be used, each diskette must be formatted. This simply means that identification data is written on each of 35 (or 40 or 77) tracks on the diskette. The identification data includes gaps for 256 bytes of user data in each sector. Standard TRS-80 diskettes are 35 tracks of 10 sectors each. The formatting process is handled by a formatting program that talks in assembly language to the 1771 disk controller chip in the expansion interface. The formatting program sends special codes to the disk controller chip to cause track/sector identification marks, data address marks, and CRC (check) characters to be written in the proper places (Fig. 1).

The layout of the standard TRSDOS diskette is shown in Fig. 2. The first 256 bytes of track 0, sector 0 of the diskette are dedicated to a bootstrap program called BOOT/SYS. This bootstrap is read into RAM at 4200 by the Level II initialization code. The initialization code reads back status from the disk. If there is indeed a disk out there, it reads in track 0, sector zero. The bootstrap pulls in the remainder of TRSDOS.

The directory of TRSDOS is located in track 17 (physically halfway through the tracks). It occupies the entire track, and

contains a granule allocation table (GAT—sector 0), hash index table (HIT—sector 1), and directory of file names (remaining eight sectors). The directory contains the names of all disk files. All additions of new files, modifications of existing files, deletions of files, and so forth, is done by first searching the directory for the file name, or making a new entry of the file name. File names are in standard TRS-80 format—one-eight character name, extension, password, disk drive number, and Social Security number.

Disk files are made up of any number of granules. Each granule is five sectors, or one-half track worth of disk. Why five sectors?

Five sectors is 1280 bytes, a not unreasonable size for program chunks or meaningful quantities of data. I suspect one of the reasons for this disk allocation is that it's simply easier to work with 70 segments rather than 350 segments (sectors) of disk resource—it makes the file management routines less complicated, and cuts down on the size of directory space.

Now let's ask ourselves a philosophical question... Why this structure? Why not a directory on track 0? Why not 250 segments to be allocated one at a time? Why passwords? Why not? That's the design that was implemented, and it's not bad. If you want to use TRSDOS, you must accept the existing structure—well, almost...

Two Alternatives: How do You Manage?

Knowing something about the TRSDOS structure at this point, the disk user is faced with two alternatives. One is to use

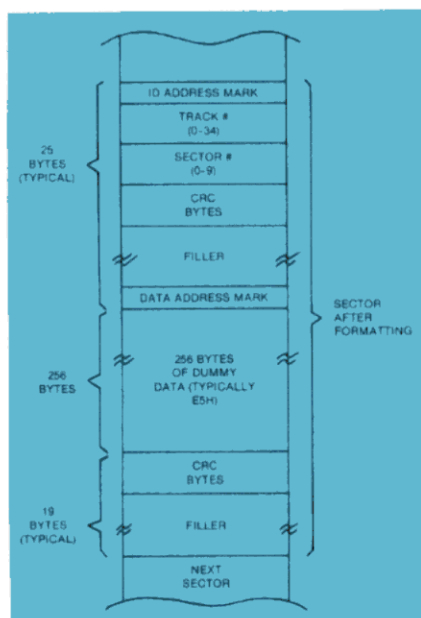


Fig. 1. Disk Formatting

the built-in file management routines of TRSDOS and Disk BASIC to store and retrieve files of data. This is not a bad choice; we can easily initiate, write, read and verify sequential or random files in assembly language. What we cannot do in this structure, however, is get at other areas of the disk—investigate the directory, bootstrap, SYS files, and so forth.

The second alternative is to scrap the TRSDOS structure and write your own assembly language file management routines to create, write, read and perform other operations on files. You can create your own file structure on disk, or even make one compatible with TRSDOS. However, to do this, you must gain experience in two areas.

First of all, you must know how to talk to the disk controller chip directly. The Western Digital FD-1771 chip is a small microprocessor in itself, dedicated to controlling floppy disk functions. It has a set of 11 commands and a number of internal registers that control sequences of operations such as writing a sector, reading a sector, stepping the head in and out, writing and reading tracks, and so forth. Because of the complexity of the chip, we can't cover the operations here.

Secondly you must know something about disk file management design. Your application may be as simple as storing data on the disk from track 0, sector 9; it may also be a lot more complex, such as implementing a time-sharing application or virtual memory. Here again, there is too much material to be covered even in several columns.

If you would like to know more about implementing your own disk file management and disk I/O drivers, here's the plan of attack: Get a copy of the FD-1771 Floppy Disk Controller/Formatter specification from Western Digital. It will list all commands, status, and disk operations. Then type some simple experimentation using assembly language. You can't hurt the disk, but I would advise using a diskette other than your company's payroll master.

If you haven't become a blithering idiot after that, do some reading on file management and start coding your own designs. The advantages? You could conceivably establish a much faster, more efficient storage scheme, geared to your own application.

For the remainder of the column we'll look at the second option, using the TRSDOS I/O calls to handle TRSDOS compatible files. Although we have to work within the framework of TRSDOS, we can still do some neat things.

Physical Records vs. Logical Records

Suppose you need an article cross-reference file containing titles and pertinent information on computer magazine articles. If you establish that each record of the file can be held in 64 bytes, the record definition is called the logical record of the file; it's the record that the program will be processing and listing out.

When writing records to disk, four 64-byte records must be blocked into 256-byte chunks. The reason for this is that all disk operations are done on a sector basis. The sector records are called physical records, since they describe the length of the actual physical record, just as a punched card (say wha') would be one physical record of 80 bytes.

Much of the work of TRSDOS file management is concerned with blocking the user specified logical records into sector sized physical records on writes, and de-blocking the logical records on reads. To do this, TRSDOS reads and writes sector

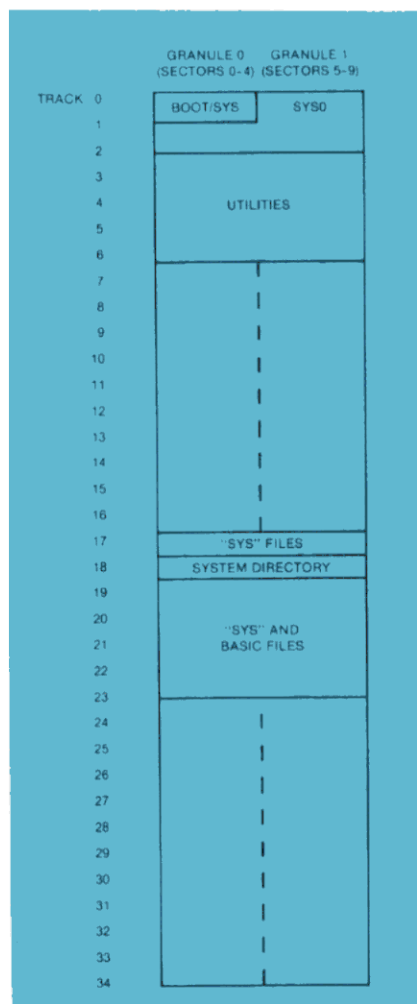


Fig. 2. TRSDOS Disk Layout

After you play the Temple of Apshai, you can play Sticks and Stones for free.

Within the 200 rooms and catacombs of the Temple of Apshai, untold treasures await you — the hero. All you have to do is elude, outsmart and

outwit the beasts, monsters and demons lurking in the dark labyrinth. Spend minutes or hours on this role-playing fantasy — the boldest computer game in our Dunjonquest™ series.

Now, when you order the "Temple of Apshai," you get the "Sticks & Stones" board game for no extra charge. In fact, if you're not satisfied with the "Temple of Apshai," you can return it within 10 days and still keep "Sticks & Stones!"

But don't wait, this special offer is limited. (We'll also send you a catalog outlining our other exciting computer games).



Automated Simulations, P.O. Box 4247, 1988 Leghorn Street
Mountain View, California 94040 Department 80

Please send me the "Temple of Apshai" for:

	Cassette (\$24.95)	Disk (\$29.95)
TRS-80	<input type="checkbox"/> 16K, Level II	<input type="checkbox"/> 32K TRSDOS
APPLE	Not available	<input type="checkbox"/> 48K Applesoft in ROM
PET	<input type="checkbox"/> 32K	Not available

(Add \$1.00 shipping and handling charge; plus 6% or 6½% tax for California residents.)

Name _____

Address _____

City, State, Zip _____

☐ Check enclosed. Charge to: ☐ VISA ☐ MasterCard

Amount \$ _____ # _____ Expiration date _____

Or charge by phone: (800) 824-7888, operator 861. In California: (800) 852-7777, N operator 861. If you prefer, call these numbers for a list of the computer stores near you.

SAY MERRY CHRISTMAS

with **80** microcomputing T.M.

Give all your friends who own a TRS-80* the best possible Christmas present—80 Microcomputing. 80 Microcomputing is the only journal devoted to the TRS-80* and its users . . . the only journal packed with reviews, programs, applications and hundreds of dollars worth of software. 80 Microcomputing—the best idea for Christmas yet.

Bill: ☐ Me ☐ MC ☐ VISA ☐ AE
Card # _____ Expire Date _____
Signature _____ Interbank # _____
My Name _____
Address _____
City _____ State _____ Zip _____
Please enter a one year gift subscription to:
Name _____
Address _____
City _____ State _____ Zip _____

Canadian \$20/1 year only. US funds. Foreign \$28/1 year only. US funds.
All Christmas Gift Subscriptions will begin with the January 1981 issue.
80 Microcomputing • PO Box 981 • Farmingdale NY 11737

* Trademark Tandy Corp.

60N88

records from a user specified 256-byte buffer. In Disk BASIC, the buffers are dedicated memory areas. In assembly language calls to the TRSDOS I/O routine, the user may specify any memory area as the buffer.

Device Control Blocks

TRSDOS I/O calls are made by passing the address of a device control block (DCB) in the DE register pair. The DCB is a 32-byte block anywhere in user memory that contains a standard TRSDOS type file name (don't forget your Social Security Number).

The contents of the DCB are used to find or initiate the disk file. The file name

Manual.) Each call is to a TRSDOS routine at about 44XXH:

- **INIT** Creates a new file entry in the directory.
- **OPEN** Finds an old file entry and starts operations.
- **READ** Reads a logical record from an existing file.
- **WRITE** Writes a logical record to an INITIALIZED or OPENED file.
- **POSN** Positions causes TRSDOS to find a random record.
- **VERF** Is the same as WRITE, except that the data is read back and compared.
- **CLOSE** Terminates operations on the file.

in length.

```
LD    HL,BUF1    ;LOAD BUFFER LOCATION
LD    DE,DCB     ;DCB LOCATION
LB    B,84       ;LRL OF 64 BYTES
CALL  4420H      ;CALL INIT
JR    NZ,ERROR   ;GO IF ERROR
```

Note that on the return the Z flag is set if everything went as planned. However, if the Z flag is not set (NZ condition), a TRSDOS disk error occurred, and some type of error action must be taken. The error may be anything from a write-protected disk to a hard disk error. There's a list of error codes in your TRSDOS/Disk BASIC Reference Manual together with corrective action.

After the file has been INITIALIZED, a series of WRITES can be done. The WRITE call is made with DE pointing to the DCB (which now contains variables such as the LRL). The HL register pair contains the User Record Area address or UREC. This is the location of your logical record. The WRITE causes your logical record to be physically transferred from the UREC to the BUFFER. Only when the BUFFER is filled to capacity is a disk sector write made for the file. In the case of 64-byte logical records, this means a write every four logical records.

```
LD    HL,MYREC   ;LOAD ADDRESS OF
                ;64-BYTE REC
LD    DE,DCB     ;DCB LOCATION
CALL  4439H      ;CALL WRITE
JR    NZ,ERROR   ;GO IF ERROR
```

A VERF write reads back every sector after a write to disk and compares it with the contents of the buffer. The setup is the same as the WRITE, but the call is made to location 443CH. I'd recommend the VERF in place of a WRITE, as the overhead is not all that great.

Each successive WRITE automatically writes a record in the next position in the file, creating a sequential file. After all the necessary writes have been done, a CLOSE operation terminates the disk file. Since there may be a partial BUFFER that has not been written out, and since other TRSDOS actions must be taken to close the file, the CLOSE is absolutely necessary.

```
LD    DE,DCB     ;LOAD DCB ADDRESS
CALL  4428H      ;CLOSE FILE
JR    NZ,ERROR   ;GO IF ERROR
```

Reading an Existing File

The normal sequence of calls for reading an existing file is to call the OPEN routine so that TRSDOS can locate the file, then make a series of READ calls to read logical records into the User Record Area,

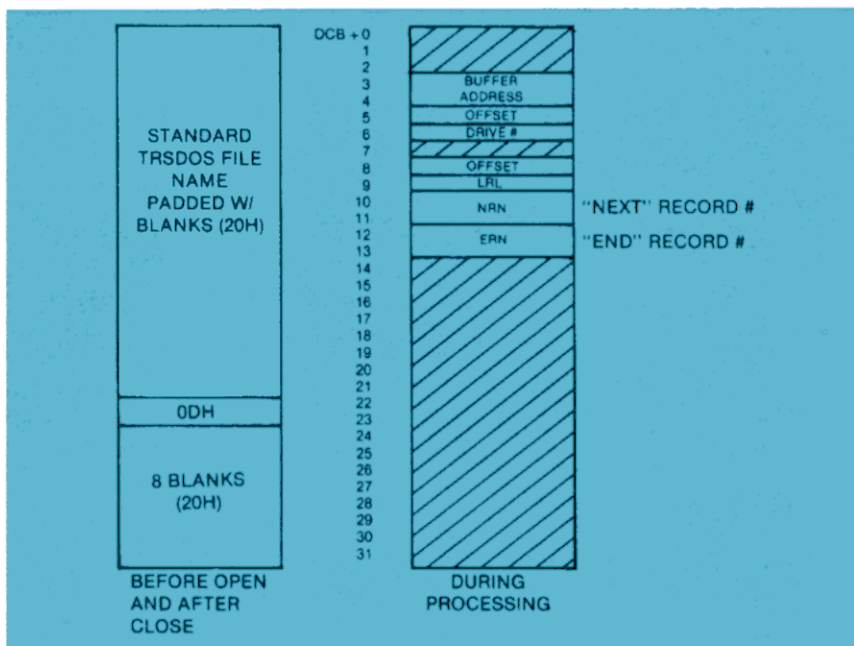


Fig. 3. DCB Format

string is then clobbered, and the 32-byte area is used as working storage for the disk file activity. After the file operations are completed, the file name is restored. The appearance of the DCB is shown in Fig. 3, both in file name and working storage formats. Why does TRSDOS use the DCB instead of maintaining working variables somewhere within the depths of itself next to the mysterious F3GUM or RVCOOK? Don't complain—the DCB defines an area that the user can access to look at the parameters as file operations are performed.

Let's get to the actual disk calls in the TRSDOS area themselves. (Sorry about the programmer in Des Moines who fell asleep reading this introductory material.) There are eight calls. (They are described in the *TRSDOS/Disk BASIC Reference*

- **KILL** Deletes a file from the directory and releases its space.

Creating a File

The normal sequence of calls for creating a new file is to call the INIT routine to create a new file entry, make a series of WRITE calls, and then CLOSE the file. The CLOSE call is very important, as it writes an end of file and closes file operations in an orderly fashion. Not using the CLOSE might result in data still in the buffer and not written out to disk.

The INIT call is made with DE pointing to the DCB, HL pointing to any 256-byte buffer area in RAM, and the B register containing the length of the logical record. This LRL may be one to 255, for lengths of one to 255 bytes. If a zero is used, the record will be made 256 bytes, or one sector

and then to CLOSE the file.

The OPEN routine call is identical to the INIT except for the CALL location. (By the way, almost all TRSDOS files have LRL = 0 (256 bytes) so use this value if reading existing TRSDOS files.)

```
LD    HL,BUF1    ;LOAD BUFFER LOCATION
LD    DE,DCB     ;DCB LOCATION
LD    B,64       ;LRL OF 64 BYTES
CALL  4424H      ;CALL OPEN
JR    NZ,ERROR   ;GO IF ERROR
```

After a successful OPEN (Naturally there is an error code for non-existent files), a READ call can be made to read the physical record into the User Record Area. This will physically transfer a record from the BUFFER to the user specified UREC but will result in a disk sector read only if the last logical record in the BUFFER has been transferred. In the 64-byte LRL case, every four READ calls will result in a new disk sector read.

```
LD    MYREC      ;LOAD ADDRESS OF
                ;64-BYTE BUFFER
LD    DE,DCB     ;DCB LOCATION
CALL  4436H      ;CALL READ
JR    NZ,ERROR   ;GO IF ERROR
```

Successive READs will transfer the next logical record from the file into the UREC automatically, reading a sequential file without the user having to specify which record is required. After a series of READs, a CLOSE is done as in the WRITE case to properly terminate the disk file action. The calling sequence is the same.

Random Files

The above sequences show how to WRITE and READ sequential disk file. The only difference in operating with random files is that the user must specify the record to be transferred, rather than letting TRSDOS simply pick up the next sequential record or write the next record in sequence.

In random files, a POSN call precedes every READ or WRITE. The POSN call positions TRSDOS to the random record required. This step is necessary because the chances are good that the random record is not in the current BUFFER on a READ, or could not be placed in the BUFFER on a WRITE. In the POSN call, DE is loaded with the DCB location as in the other calls, but BC contains a logical record number for which TRSDOS is to search and position. A typical sequence to read the 15th record of a file after an OPEN would be:

```
LD    DE,DCB     ;DCB LOCATION
LD    BC,14      ;15th RECORD
CALL  4442H      ;POSN CALL
```

```
JR    NZ,ERROR   ;GO IF ERROR
LD    HL,MYREC    ;LOAD ADDRESS OF
                ;64-BYTE RECORD
LD    DE,DCB     ;DCB LOCATION
CALL  4436H      ;READ RECORD
JR    NZ,ERROR   ;GO IF ERROR
```

A DUMP Program

To tie all of these concepts together I've written a short program that will dump out a given area of memory as a disk file of 64-byte logical records. It also has the ability to read in the records. This is somewhat more general purpose in nature than

the TRSDOS DUMP command, as it does not assume that the data in memory is machine language. A good test case for its use is to dump out the video display memory area and then to read it in again.

Next month we'll present the results of the Third Assembly Line Programming Contest, provided that I'm not getting dozens of entries by the article deadline. (I just got a high speed multiply routine today for the second contest that looks like it does the job in 145.99 microseconds! 145.98 anyone?)

```
FE00 00100      ORG    0FE00H
00110          ;*****
00120          ;***** DUMP/READ SUBROUTINE *****
00130          ;* DUMPS MEMORY TO DISK AS 64-BYTE LOGICAL RECORD FILE. *
00140          ;* READS BACK IN FILE. FILE NAME IS ALINE *****
00150          ;*****
00160          ;*****
00170          ;**ENTER HERE FOR DUMP WITH (HL)=START, (DE)=BYTES**
00180          ;**DE MUST BE TO NEXT 64-BYTE BOUNDARY. DE <=16K ***
FE00 0606      DUMP    LD    B,6          ;ITERATION COUNT
FE02 CD6DFE    DMP010 CALL  SHIFT        ;DIVIDE # BYTES BY 64
FE05 18FB      DJNZ    DMP010          ;LOOP TIL DONE
FE07 D5        PUSH    DE              ;SAVE # OF RECORDS TO WRITE
FE08 ED5392FE 00230    LD    (NOREC),DE ;SAVE FOR READ
FE0C E5        PUSH    HL              ;SAVE START
FE0D 2194FE    00250    LD    HL,BUFFER  ;BUFFER START
FE10 1172FE    00260    LD    DE,DCB    ;DCB ADDRESS
FE13 0640      LD    B,64             ;64 BYTE LRL
FE15 CD2044    00280    CALL  4420H     ;INITIALIZE FILE
FE18 2808      JR    Z,DMP020         ;GO IF NO ERROR
FE1A F680      OR    80H              ;ERROR CODE IN A
FE1C CD0944    00310    CALL  4409H     ;ERROR DISPLAY ROUTINE
FE1F CD2040    00320    CALL  402DH     ;REBOOT
FE22 E1        POP     HL              ;GET USER REC AREA (MEMORY)
FE23 E5        PUSH    HL              ;SAVE
FE24 1172FE    00350    LD    DE,DCB    ;DCB ADDRESS
FE27 CD3C44    00360    CALL  443CH     ;VERIFY
FE2A 20FE      JR    NZ,DMP015        ;GO IF ERROR
FE2C E1        POP     HL              ;RESTORE REGS
FE2D D1        POP     DE              ;RESTORE COUNT
FE2E 1B        DEC     DE              ;DECREMENT CNT OF RECORDS
FE2F 7A        LD     A,D              ;GET MS BYTE OF COUNT
FE30 B3        OR     E                ;TEST FOR ZERO
FE31 2808      JR    Z,DMP090         ;GO IF DONE
FE33 014000    00440    LD    BC,64    ;INCREMENT FOR UREC
FE36 09        ADD     HL,BC           ;POINT TO NEXT BLOCK
FE37 D5        PUSH    DE              ;SAVE REGS
FE38 E5        PUSH    HL
FE39 18E7      JR    DMP020           ;CONTINUE
FE3B 1172FE    00490    LD    DE,DCB    ;DCB ADDRESS
FE3E CD2844    00500    CALL  4420H     ;CLOSE
FE41 20D7      JR    NZ,DMP015        ;GO IF ERROR
FE43 C9        RET                    ;RETURN
FE44 E5        00530    READ    PUSH    HL ;SAVE START
FE45 2194FE    00550    LD    HL,BUFFER  ;BUFFER ADDRESS
FE48 1172FE    00560    LD    DE,DCB    ;DCB ADDRESS
FE4B 0640      LD    B,64             ;LRL=64 BYTES
FE4D CD2444    00580    CALL  4424H     ;OPEN
FE50 20C8      JR    NZ,DMP015        ;GO IF ERROR
FE52 E1        POP     HL              ;GET ADDRESS FOR UREC
FE53 E5        PUSH    HL              ;SAVE
FE54 1172FE    00620    LD    DE,DCB    ;DCB ADDRESS
FE57 CD3644    00630    CALL  4436H     ;READ ONE LOGICAL REC
FE5A 20BE      JR    NZ,DMP015        ;GO IF ERROR
FE5C 3A92FE    00650    LD    A,(NOREC) ;GET # TO READ
FE5F 3D        DEC     A               ;DECREMENT
FE60 3292FE    00670    LD    (NOREC),A ;SAVE
FE63 28D6      JR    Z,DMP090         ;RETURN IF DONE
FE65 E1        POP     HL              ;GET UREC POINTER
FE66 014000    00700    LD    BC,64    ;# OF BYTES IN REC
FE69 09        ADD     HL,BC           ;FIND NEW ADDRESS
FE6A E5        PUSH    HL              ;SAVE
FE6B 18E5      JR    REA010           ;LOOP ON READ
FE6D CB3A      00740    SHIFT    SRL    D ;SHIFT D TO CY
FE6F CB1B      00750    RR     E        ;DOUBLE SHIFT OF DE
FE71 C9        RET                    ;RETURN
FE72 41        00770    DCB     'ALINE
FE79 0D        00780    DEFB    0DH     ;MUST BE RETURN HERE
FE7A 20        00790    DEFM    '
FE80 00        00800    NOREC    DEFS    2 ;ONLY ONE USED
FE81 00        00810    BUFFER   DEFS    256 ;BUFFER USED FOR SECTOR
FE82 00        00820    END
00800 TOTAL ERRORS
```

Program Listing 1

WE HAVE A FULL HOUSE



DON'T GAMBLE

Buy Only From a "Factory Authorized Source"

**THE
STOCKING
SOURCE**


PRINTERS

	List Price	Your Cost
Okidata Microline 80	\$ 800.	\$600 Ask for Our Price
NEW Microline 82	\$ 960.	Ask for Our Price
Anadex Model DP-8000 or DP-8000AP	\$1095.	\$895 Ask for Our Price
Anadex Model DP-9500 or DP-9501	\$1650.	Ask for Our Price
Epson Model TX-80B Friction Feed	\$ 710.	Ask for Our Price
Epson Model TX-80B Tractor Feed & Grafrax	\$ 799.	Ask for Our Price
Epson Model MX-80	\$ 645.	Ask for Our Price

INTERFACES

Okidata Microline 80 Tractor Feed	\$100.
Okidata Microline 80 RS-232 Interface with 256 Character Buffer	\$200.
All above Printers — Cable from Printer to TRS-80	\$ 35.
Epson-Serial Interface & Cable	\$ 90.
Epson IEEE 488 Interface & Cable	\$ 80.
Epson Apple Plug-in Interface & Cable	\$110.

PRINTER STANDS



Systems Furniture Universal Printer Stand without top, but with paper basket
.....\$120.

TRANSIENT CLIPPERS



The Ideal Line Voltage Transient Clipper from DPF protects against • High Energy Voltage Transients • On-Off Switching • Lighting Induced Transients.
Model C-1200 (Other Models Stocked)\$57.50

ASK FOR OUR
INSTANT DISCOUNT
From Roy Hawthorne
Talk To Bill Tokar On
Applications

CALL TOLL FREE
U.S.A.
1-800-521-2764
MICHIGAN
1-800-482-8393



WRITE TO: ✓ 438

"The Stocking Source"
23995 Freeway Park Dr.
Farmington Hills, MI 48024

80 REVIEWS

"Throughout can be found several methods to faster graphics, searching, and sorting—all which provide aid to those speed-oriented programmers."



**Programming Techniques
for Level II BASIC**
William Barden, Jr.
Tandy/Radio Shack
Softcover
\$4.95

by Tom Yager

Radio Shack's latest venture into the world of publishing is a book which tries to teach the TRS-80 user some of the more advanced techniques used in programming. Covering everything from simple debugging to complicated sorts and tape I/O, *Programming Techniques for Level II BASIC* can enhance the work of both amateurs and experts.

The book, which contains twelve chapters, is arranged in the author's usual self-teaching style. It is assumed in the first chapter that the reader has at least a nodding acquaintance with Level II BASIC, but the text is most certainly not aimed at the experienced programmer. Those who fall into this category, however, would not be unwise to read this guide—many chapters would be of interest to any programmer concerned with conservation of time and memory.

Barden's intent is to uncover some unusual applications for the Level II. Such applications certainly can't be found in the Level II reference manual. In fact, the book is less a handbook of technique than it is a handbook of well-documented applications.

The first chapter lays the groundwork for the rest of the book by giving the reader more explicit descriptions of Level II functions than presented in the reference manual. This chapter also covers some basic programming methods which are utilized in later chapters.

Perhaps the greatest attention in this book is paid to increased efficiency.

Throughout can be found several methods to faster graphics, searching, and sorting—all which provide aid to those speed-oriented programmers.

The reader is taken through a series of applications, each a bit more involved than the one before it, and all of them are linked together one way or another. Barden's writing style—one which mixes wit and humor with instruction—helps keep the reader's attention, but can be tedious at times. A quick browse through the table of contents gives a hint to the tone of the entire work—which seems to be riddled with puns and jokes and is seldom serious. I'm afraid this may keep some from purchasing an otherwise excellent book.

Among the book's many merits is that it's extremely easy to understand. Most of the text is followed closely by actual examples, many of which combine several advanced methods and provide the reader with a better understanding of not only the material at hand, but also how the current concept can be worked in with others.

One of the best chapters in the book deals with high-speed searching and sorting of data. Barden outlines several methods of accomplishing these fearful tasks,

finally leading up to the fastest and most efficient. His descriptions are clear, and his examples are excellent illustrations of the material. Imagine a 1000-element mailing list that doesn't take all night to sort. . . .

Toward the end of the book is another interesting chapter that made me wonder if Radio Shack's usual editor went on vacation prior to this book's release. Remember those pages in the reference manual which tiptoe around such mundane things as variable storage and interfacing BASIC with machine language? These items are described much more clearly and in greater detail in Barden's book. Earlier on we even get a rundown of the TRS-80's number system.

Although I can't honestly say this book has it all, I can say that it would be to any programmer's advantage to use the techniques set forth in it. A special invitation goes out to those in the business of writing programs for others—you would do well to use the methods in this book in your software, especially if it's business-oriented. I have seen several high-priced software packages that might come near being worth their price, had they made better use of the Level II's features. ■

The Most Popular Subroutines in BASIC
Ken Tracton
TAB Books
Summit, PA
Softcover, 182 pages,
\$5.95

by Carroll M. Grigsby

I was ripped off! Glancing through this book in a bookstore I saw a way to generate predictable random numbers.

Unfortunately, I failed to examine the rest of the book very closely. Only after I paid for it did I realize that it may be the worst value available in today's personal computing market. It is a slipshod effort, filled with errors and obviously produced in haste. I write grocery lists with more care.

The title should have warned me. Is there a Top-40 chart for BASIC subroutines?

I will dismiss the word "most" as advertising puffery and quote from the blurb on the rear cover: "Here's an understandable guide to the BASIC subroutine... and how you can use it on any floating point BASIC integrator (sic) or computer to avoid tedium, economize on computer time, and make your programs run faster."

Are "integrators" a strange and wonderful new mix of interpreters and compilers?

White Meat or Dark?

Let me turn your attention to the meat of this turkey. In Chapter One the reader is told that the line numbers used in the examples can be altered without harm; from

this I presume that the target reader is a beginner. But in the next paragraph, the reader is cautioned that "altered variables" may cause problems. Yet no definition is given of "altered variables." This is not fair to the poor neophyte, who might not know what an "altered variable" is.

The author then explains that there is a price to be paid for the more compact programs that result from the use of subroutines: slower execution. The author is wrong; programs can execute more quickly if they incorporate intelligently designed subroutines.

One of the major shortcomings of the book is that most of the examples given are trivial. I concede that examples in which the computation is very simple are an effective way of illustrating a principle. But that is not the case here, where most of the examples are two or three lines in length.

The examples don't illustrate how subroutines are used to improve the quality of programs. It is possible for a beginner to get the impression that subroutines are limited to only a few lines of code, which is not correct. Many BASIC dialects permit multiple RETURN statements, yet no mention is made of this.

Other notable omissions include the DEF FN statement, and a discussion of techniques for passing variables between the calling program and subroutine.

Each of the chapters purports to give subroutines related to some technical field. But are they of any real value to someone who is interested in that field? I think not.

The chapter on measurement conversions for example, tells us that Angstrom units are converted to nanometers by multiplying by 0.1. I would think that anyone who was writing computer programs involving these units would be well aware of this fact.

For reasons known only to the publisher and author, either the book was not proofread by anyone, or else the proofs were reviewed by a technical illiterate, resulting in numerous mistakes. Examples include saying that another unit for pressure is mm Hz (Hertz is used for frequency; mercury is used in barometers); and that light intensity may be measured in foot-lamberts (try foot-lamberts). At least four of the examples given will cause an error, either because of syntax or logic.

Chapter Three, "Conversion," accounts for over one-quarter of the book's size, more than its share of errors and very little utility. It could have been condensed to about five pages by using a general purpose subroutine.

Chapter Six discusses graphing. The

author uses a non-standard BASIC function called SUBSTR(G\$,X,1). It appears to be similar to the Microsoft MID\$(G\$,X,1) and is available on the CDC-CYBER computer which Tracton used to test the subroutines in the book. But it does not appear in David Lien's useful *The BASIC Handbook*.

The greatest variation among the various BASIC dialects seems to be in the area of string functions. In a more professionally done book, there would be an explanation of how the SUBSTR(G\$,X,1) works. To his credit, the author does explain that there are variations in the requirements for dimensioning string variables.

Chapter Eight discusses moments of inertia. The author confuses the area moment of inertia and the mass moment of inertia in his introductory remarks. The area moment is used, among other things, to compute the deflection of a structural beam, whereas the mass moment might be used to calculate the angular acceleration of a wheel. The subroutines presented refer only to the area moment of inertia.

Several Alternatives

The next few chapters are short and of no better quality than the earlier ones. Er-

rors abound and opportunities to give the reader some real information are missed. Sorting is called sequencing. The random number generator doesn't (at least in the version of Microsoft 8K BASIC on my Sorcerer).

Chapter 17, the closing chapter, can help the beginning programmer. It contains several program listings which have been written using information from the earlier chapters.

Although hardly models of style, a beginner could learn something from them: that there can be huge differences between the various versions of BASIC; that just because something is printed in a book does not mean it is correct; and the meaning of SN ERROR.

The book's lack of credibility is a surprise coming from Ken Tracton, author of the excellent *57 Practical Programs and Games in BASIC*, also published by TAB and Radio Shack.

To anyone who still feels like spending \$5.95 for this book in spite of my criticism, I recommend that you consider one of the following alternatives:

1. Put the money back in your pocket and save it to spend on one of your other vices.
2. If you have no other vices, send the money to me. I do. ■

Simutek
P.O. Box 35298
Tucson, AZ 85740
\$29.95

by Jake Commander

Simutek supplies a high speed modification kit which can be installed by anyone with experience in electronics.

Don't attempt the mod if you're a beginner!

There are a couple of etch cuts to make, and about ten wires to connect. And it's easy to make a costly mistake.

However, if you can install the board this is a good version of the common high speed mod.

A couple of nice touches places this one apart from the rest.

For example, your power-on LED flashes when in the high speed mode. This indicates an increase in CPU clock speed of 50 percent. The mod also disables itself during cassette and disk I/O, eliminating the need for software patches while using disks. It gives the normal baud rate when using cassette I/O.

The kit takes about an hour to install and comes complete with generous lengths of wire, and a push button switch

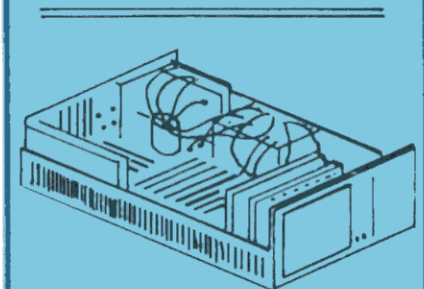
to enable or disable the speed-up.


Documentation is adequate, although the printing is of dubious quality. This makes the photographic illustrations difficult to follow.

Nevertheless, for the price, you can't complain. You're covered by a 90-day warranty, and your computer will run 50 percent faster.

Incidentally, this review is written with Electric Pencil using the high speed mod, so you probably had trouble keeping up with the words. Proof that it works! ■

HARDWARE





Comprint 912
Computer Printers International
Mountain View, CA
\$660

by Mike Aronson

When my printer was delivered, I was sure someone had made a mistake. I had ordered the Comprint 912 because of its small size and quiet operation; the shipping carton was huge. It was hard to believe the monster in this package would fit into my eight by ten study.

Opening the box was the first of several pleasant surprises. Inside the shipping carton was another box about half the volume of the outside carton protected by specially molded styrofoam corners. I marveled at the microcomputer industry's coming of age—here was a professional package! Inside was a second surprise: a sheet of unpacking instructions.

Comprint has taken care to assure that your printer arrives in good shape and that you don't destroy it with your first move.

For example, before you can load the paper, you must remove a yellow tag which warns you not to run the printer with the cover off. That is a great packaging method for people like me who are too impatient to read the sixty-four-page instruction manual.

Two Types

Printers fall into one of two types, matrix or impact printers. Impact printers work like a typewriter. A metal or hard plastic piece in the shape of a letter strikes an inked ribbon. Impact printers are usually noisier and have more mechanical parts than a matrix.

Matrix printers economize by using a single microprocessor controlled print head to produce every symbol. Each character is generated by a series of dots printed close together. The printer head is positioned close to the paper and moves across horizontally. Some matrix printers can use ordinary paper but others have no ribbons and must use special paper.

The Comprint 912 is an electrical matrix printer. It uses a special black paper covered with an extremely thin layer of aluminum that conducts electricity. The printer head is made up of twelve rigid wires in contact with the paper. If one wire is given

a short electric pulse, the aluminum under the wire is vaporized, exposing the dot of black paper underneath.

With Comprint 912 a line of eighty characters can be printed in about one-third of a second. Adding the time it takes for a carriage return, a page of fifty-eight lines of solid print takes around 45 seconds.

One of the extra features of the Comprint 912 is the number of matrix dots used to form characters. Other printers use 5 x 7 or 7 x 9 (horizontal x vertical). The Comprint uses a 9 x 12 matrix to allow more defined letters, as well as lowercase letter descenders below the line.

To connect a Comprint 912 to your TRS-80, be certain you specify model 912-GP. An older, parallel version, 912-P, is complicated to connect. The model GP requires you to pull out one jumper plug and plug the printer cable into your expansion or printer cable interface. The only tool

you need is a screwdriver.

There is an error on page 17 of the instruction manual dated March 1979. You will find the jumper plugs on the solder side of the printed circuit board, not the components side, so don't try to remove the printed circuit board. (The jumper plug is shown in its correct position in Photo 1.)

The printer comes with a one-hundred-foot roll of paper. Replacement rolls cost eight dollars for three hundred feet. You can write on the aluminized paper with either pencil or ball point pen, the bonding is very good, and no aluminum dust wears off onto your fingers.

My only disappointment with Comprint 912 has been that the up arrow prints as a square bracket. Evidently, Radio Shack uses a 91 code for up arrow and the printer expects a 94 code. Other than that, it works well and I have been impressed with its quality and usefulness. ■

```
0123456789:;<=>?@ABCDEFGHIJKLMN O PQRSTU VWXYZ[\]^_`~
0123456789:;<=>?@ABCDEFGHIJKLMN O PQRSTU VWXYZ[\]^_`~
0123456789:;<=>?@ABCDEFGHIJKLMN O PQRSTU VWXYZ[\]^_`~
0123456789:;<=>?@ABCDEFGHIJKLMN O PQRSTU VWXYZ[\]^_`~
0123456789:;<=>?@ABCDEFGHIJKLMN O PQRSTU VWXYZ[\]^_`~
0123456789:;<=>?@ABCDEFGHIJKLMN O PQRSTU VWXYZ[\]^_`~
0123456789:;<=>?@ABCDEFGHIJKLMN O PQRSTU VWXYZ[\]^_`~
```

Sample Run from Comprint 912.




Photo 1. The jumper plug is the small rectangular piece just above the midpoint of the ribbon cable running across the front of the printer.

Whatever happened to eenie, meenie, miney, mo?

I could be another Solomon...

This may put the Godfather out of business.

If only my heart would stop racing...

It must use Bayesian, weighted factor analysis, and...

Brilliant! Like a window into the future.

...a perfect gift for that urban cowgirl!

Maybe this'll help me choose a career...

I could use it to select my staff.

Would I rather have Winston's millions or Billy Joe's love?

Hmmm... could be my ticket to the Boardroom.

Can't any of these people afford \$29.95?

Should I buy stock or commodities in this economy?



When DecisionMasterTM speaks everybody listens.

Let's face it. We all have to make decisions. Decisions that can change our lives. Decisions that can make us happy or unhappy. Decisions that could win us fame or fortune. Now, DecisionMaster can help you make the best decisions of your life.

Use Bayesian theory to peer into the future...even if you've never heard of the Bayes' Rule. Do a complete weighted factor analysis...without knowing what one is. Use discounted cash flow to compare investment alternatives without bothering with present value tables. These and other sophisticated theories that were once the exclusive domain of professors and top business executives are *built into* DecisionMaster's algorithms...so you can use them at the touch of a key!

DecisionMaster is easy to use. It features:

- A fully documented manual developed by an authority in the field.
- A unique program-controlled cross reference system.
- A powerful formatted-screen data entry system.

You'll use DecisionMaster in hundreds of routine decisions, as well as more important ones such as • Buying a house • Changing jobs • Selecting investment • Evaluating insurance policies • Expanding product lines • Leasing vs. purchasing.

If you buy only one computer program this year, make it DecisionMaster. And when it speaks, listen.

DECISIONMASTERTM

To order, see your software dealer or return this form with your check to: DecisionMaster, Dept. 80 • 10428 Westmark, Houston, Texas 77042 Add \$1.50 for shipping and handling

Disquette for: ☐ Apple II* (32K) \$29.95 ☐ TRS-80** (Level II-32K) \$29.95

Name _____ State _____ Zip _____
Address _____
City _____

CHARGE by phone toll-free: 1-800-231-5768 Ext. 306
(In Texas: 1-800-392-2348) or return this form:
☐ VISA ☐ MasterCard Bank Code

Account No. _____
Signature _____
Expiration Date _____

*Apple II is a registered trademark of Apple Computers, Inc.
**TRS-80 is a trademark of the Radio Shack division of the Tandy Corp.

kəm-'pyüt-ər\ n

1: Device designed to execute a sequence of mathematical operations.

*Education
for the
Home*



Beginner's Russian

This package consists of three programs that graphically display the Cyrillic alphabet. The programs are arranged so that you progress from one to the next—building your knowledge as you progress. It includes instructions on proper pronunciation of the letters and even an introduction to simple Russian words.

Order No. 0136R \$9.95

Everyday Russian

Everyday Russian will acquaint you with the Russian words relating to: foods, places to eat, everyday signs, and the names of common stores. You will also learn the order of the Cyrillic alphabet. Each of the three divisions of this package will teach you the words and then quiz you on comprehension. You can even practice typing in Russian, using your TRS-80 keyboard as a "Cyrillic typewriter."

Order No. 0137R \$9.95

The Russian Disk

Now you can have *both* the Beginner's Russian and Everyday Russian packages on floppy disk! Requires an Expansion Interface with 16K and one disk drive.

Order No. 0212RD \$24.95

Teacher

This program allows you to input any number of questions and answers. The computer will prepare tests, give quizzes, provide up to three hints per question and even give (optional) graphic rewards for correct answers. Perfect for parents, teachers, or anyone faced with learning a lot of data in a short time.

Order No. 0065R \$9.95

Wordwatch

Four programs for budding lexicographers, etymologists, or anyone else who uses words. In WORD RACE, you must choose the proper definitions. Find the misspelled word in HIDE N SPELL. Take a pre-recorded quiz in SPELLING BEE, in which the words are played aloud! Meet variations on proper spelling in SPELLING TUTOR.

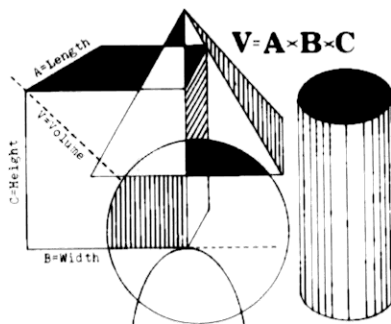
Order No. 0111R \$7.95



IQ Test

Are you smart enough to buy this package? IQ Test will administer and score an intelligence test in 30 minutes flat! There are three equivalent tests, each consisting of 35 questions, designed to test your general knowledge and problem solving abilities. Most of us claim a "touch of genius"—here's your chance to prove it!

Order No. 0157R \$9.95



Archimedes' Apprentice

A tutorial software package that will teach you the formulas used to find the volume of *any* solid object. It covers parallelipeds (cubes and rectangular solids), prisms, pyramids, cylinders, cones and spheres. It can even quiz you on how well you learned the lesson.

Order No. 0092R \$9.95

Video Speed-Reading Trainer

You can increase your reading speed and comprehension. How? By practicing, that's how! This three-part program will flash characters or words on the screen, then you must echo what you saw. You can begin at a relatively slow rate, because the computer will advance your speed automatically as your speed and comprehension increase. It will train you with numbers, letters, words and phrases.

Order No. 0100R \$9.95

Typing Teacher

A complete seven-part package that guides you from familiarization with the keyboard, through typing words (and phrases), to mastery of touch typing. Your video monitor becomes a bottomless page for typing practice!

Order No. 0099R \$9.95

All packages listed are for the TRS-80 Model I Level II; they require 16K of memory and are cassette-based unless otherwise indicated.

Instant Software

Prices subject to change without notice.

PETERBOROUGH, N.H. 03458
603-924-7296

✓2

ej-ə-'kā-shən\ n

1: The action or process of training and developing knowledge.

*Education
for the
School*

Basic Math Program from EMSI

The Basic Math Program is a comprehensive math teaching package. It was created by a certified math teacher with 15 years of programming experience.

The first three programs comprise: Whole Number Arithmetic by Teaching Objective. This set includes Addition, Subtraction and Multiplication. The fourth program is Fractions and Mixed Number Arithmetic. Logic and Deductive Reasoning is the fifth program in the set. The Metric/English Conversion program rounds out the series.

You choose from a MENU of options, so as to custom-tailor both practice and test sessions. The program options include: Number of Problems/Session, Level of Problem Difficulty, Number of Seconds/Problem, Type of Assistance to be Offered, and Type of Reward.

The package includes a 60 page teacher's manual that contains detailed instructions on how to use the programs. It shows you *exactly* what material will be on the monitor and how to select the program options. It further explains how to analyze the session results by number of problems correct, actual problems given, if an incorrect digit was entered, if it was corrected and whether the HELP feature was used.

Fractions and Mixed Number Arithmetic shows the student every step of how to solve the problems. It waits for the student to enter each answer and, if he makes an error, reviews the material so the error can be found.

Deductive Reasoning is a modified and much improved Mastermind-type exercise.

Metric/English Conversion will convert quantities (length, area, volume and weight) from Metric to English, or English to Metric.

Order No. 5002R \$80.00

Grade Book

Teachers, now you can use the speed and accuracy of the TRS-80 to help you calculate student grades. Type in the scores for tests, quizzes, homework, classwork or special projects. The Grade Book program will calculate and display individual grade averages.

The program permits you to weigh student performance scores and convert raw score total to a 100-points-equals-perfect-score basis. You can also average quarterly grades with the grade for the previous quarter, semester and final exam, to obtain an average grade for the year.

When grading time comes around, don't chain yourself to a calculator—go modern with the Grade Book package.

Order No. 0050R \$9.95

call now
**Toll-Free
1-800-258-5473
OR USE OUR ORDER
FORM BELOW**

Teacher's Aide

Now you can have the benefits of Computer Assisted Instruction (CAI) in your own home. The Teacher's Aide program will let you create a teaching system for any conceivable subject. The program allows you to create a question and answer lesson (you can input up to 8000 characters per lesson). You can then save this lesson on the disk and create an entire sequence of lessons.

Your lessons can be tailor-made for you or your students. The options available are: (1) review the material prior to taking the lesson, (2) provide hints to help answer questions, and (3) offer a graphic display as a reward for correctly answering all the questions. The Teacher's Aide program will even allow for spelling errors!

The Teacher's Aide package is perfect for parents, teachers, and students who need the unlimited patience and undivided attention only a computer can provide. Readin', writin', and 'rithmetic will never be the same—now that you have the Teacher's Aide package from Instant Software.

This package requires the following minimum system:

1. A TRS-80 Level II with 16K RAM.
2. An Expansion Interface with 16K RAM.
3. One disk drive.
4. Any compatible Disk Operating System.

Order No. 0214RD (disk-based) \$39.95

103

Name _____

Address _____

City _____ State _____ Zip _____

☐ Check ☐ Money Order ☐ VISA ☐ AMEX ☐ Master Charge

Card No. _____ Exp. Date _____

Signed _____ Date _____

Order your Instant Software today!

Quantity	Order No.	Program name	Unit cost	Total cost
Shipping and handling				\$1.00
Total order				

Instant Software Inc.
Peterborough, N.H. 03458

We Guarantee It!





Word-IV
Disk Based Word Processor, \$49
IDM IV Data Base Manager, \$69
Micro Architect, Inc.
Arlington, MA

By Don DeJarnette

For the past several months, Micro Architect has advertised a word processor and data base manager at very reasonable prices. I was somewhat skeptical of the low prices, but the advertised features convinced me to purchase both systems.

Word-IV—Disk Based Word Processor

Word-IV is a disk-based BASIC language word processor. Text and format control data are entered exactly as one would write a disk BASIC program.

Features of the system are: page length, page width, beginning point of page, automatic page numbering, page centering, left and right justification, line spacing, title generation for each page, special character generation and space reservation on succeeding pages.

Radio Shack
Disk Instruction Course
Tandy Corporation
Ft. Worth, TX
\$29.95

by Robert L. Zeppa

Recently, I upgraded my system by adding disk drives. While anticipating their arrival, I read the TRSDOS manual, but file structures completely confused me.

The Radio Shack computer catalog describes their Disk Instruction Course as a step-by-step guide in the use of DOS and Disk BASIC. I bought it and for \$30, plus tax, I got four Radio Shack disks, each with one lesson containing six to eleven parts.

My Expectations

This is one of the poorest examples of computer-aided instruction I've ever seen. Everything of merit would fit into a small twenty-page pamphlet including the covers, and still leave room for an appendix of all the politicians who have lusted after the presidency. I expected a course which, using DOS with some sample pro-

grams and files, would systematically lead me through the complexity of files and the specific DOS and Disk BASIC commands. That is to say, I expected the course to be interactive with the disks. Radio Shack does not say that's how the course is designed, but it seems a logical expectation.

The format of the course is a series of short comments, followed by a few questions. If the questions are answered correctly, you proceed. The content is to the point, but at too simple a level. Neither by description nor through practical experience does it expand upon anything described in the original manual.

The course does clarify the manual. Its very triviality demystified disk operations. No longer awed by the obscurities of the DOS Manual, I took a program from *Kilobaud Microcomputing* and translated it into Radio Shack dialect. Through translation came understanding and, eventually, I hope mastery.

If you want to learn how to use your disk drives, buy yourself a box of disks—ten disks are about the same price as the course—take the DOS Manual and your computer magazines and work through a short meaningful program. ■

grams, you must type .sc 63. (.sc stands for special character. This program handles "?" as a special character.) These problems are minor in my opinion and certainly correctable. ■

IDM-IV Data Base Manager

IDM-IV is a disk-based, BASIC language data base manager. It consists of three separate programs: initialization, data base manager and report.

Initialization requires that the user input file specification data, such as naming the string and numeric fields (up to ten numeric and ten string), determining the number and size of the fields, choosing the key field, specifying the number of records and naming the file. This information is then formatted on the diskette.

String fields contain up to 255 bytes, while numeric fields are limited to four characters. The total record is limited to 255 bytes. Record totals are limited only by your disk storage and memory capacity. I routinely sort a data base of 500 items with very few problems.

The Data Base Manager program is next loaded into disk BASIC. Through use of the ADD facility, you begin entering information in response to questions asked by the computer. These questions are created from the initialization program data that you have supplied.

Once data entry has been completed, the report writer segment of the Data Base Manager is entered. Up to ten different reports built to your specifications are possible. Options included in the report writer include a selection of any number of fields to be printed, total or average of all numeric fields, multiplication and division of any of the numeric fields. In addition a numeric filter lets you specify values within a set range, e.g., only list purchases between \$50-\$100 or only list customers between 20-40 years of age (up to four numeric filters are possible per report). String sort keys allow the IDM user to sort up to four string fields. After the criteria for the report have been selected, it is saved to disk.

Report is the last program to be entered into the computer. Two options are possible: data base listing, which prints the entire data base and is formatted to duplicate a file card, and format report, which lets you select one of the reports that you created with the report writer.

IDM-IV has two problems in common with WORD-IV: too much disk I/O and the characteristic slow speed of BASIC. In spite of these two problems, this is a fantastic data base manager. ■

MMS FORTH
Miller Microcomputing Services
Natick MA
16K Diskette \$64.95
16K Cassette \$44.95
MicroFORTH Primer \$15.00

by Terry Kepner

Terry, you should try FORTH. It's really simple to use.

Mike was once more extolling the virtues of his latest discovery. He was dying to get me hooked on it. Thus far, I had managed to escape this latest language for the TRS-80, but I couldn't help being drawn to the keyboard every time I heard him chortle or gloat over another feature of his new toy.

Finally I decided to take the fatal plunge. At the first opportunity I acquired my own copy of FORTH. I chose MMS FORTH from Miller Microcomputing Services; theirs was available on disk, as well as tape. (Mike had the tape version from Programma International, Inc.)

The Manuals

The Programma version includes everything in one manual, written by the Programma people, while MMS uses two manuals. One is the *micro-FORTH Primer*, available from FORTH, Inc. (the people who invented it), and a second manual written by MMS.

The MMS manual contains all the additions and alterations made by MMS to the standard version of FORTH, plus instructions on how to use the MMS FORTH version effectively. A nice feature of the MMS version is the use of TRS-80 BASIC words for FORTH commands.

For example, CLS in FORTH means the same as it does in BASIC, clear screen. Likewise INKEY\$ and so on.

The *micro-FORTH Primer* is a very informative manual that contains a glossary of all the terms used in FORTH, and also includes a clear and concise explanation of how to write programs. The manual is invaluable while learning the language, and I strongly suggest that any one interested in FORTH programming purchase it.

FORTH is a hybrid language, combining the clarity of a high level language like BASIC with the speed of low level language programming in assembly.

Unlike BASIC and most other high level languages that separate the programmer from machine code, FORTH allows the programmer to maneuver easily back and forth between high level easy to use programming techniques and direct assembly language programming. Thus you can

interchange programs between different processors using FORTH, with only minor alterations to specific routines.

FORTH uses a technique known as Indirect Threaded Coding. Each instruction in FORTH is composed of pointers that lead to other pointers which ultimately lead to executable machine code. This means that FORTH is a stack oriented programming language. It is composed of a number of assembly language modules, or primitives, each with a specific task or purpose. These primitives are each named and can be selectively called up or combined into words. This technique is what gives FORTH its tremendous power.

Unlike other programming languages, the ability to define new words, or primitives, in the FORTH dictionary is always available to you through its Catalog function. And there is no run-time penalty for these new words.

For example, CLS is a FORTH word made up of two primitives—home cursor and clear to end of page. So whenever you want to clear the screen, you enter the word CLS.

Another example is LIST. LIST is used to put a page of memory on the video. Now suppose you want to clear the screen each time before you put the new page on the video, you can enter CLS and then 10 LIST (to list page ten of memory). Or you can define a new word that uses these two words in its own definition, calling it CLIST, like this:

```
: CLIST CLS LIST ;
```

From then on, every time you entered 10 CLIST, you get a clear screen and then the new page ten listed. And CLS and LIST are still available for use separately.

If you want to save added new words for future use, it can easily be done using the command DWTSECS (include the proper parameters, of course).

Suppose that your present version of FORTH doesn't have the proper primitives or predefined words to do the task you have in mind. In that case, if you have the machine code know-how, you can define your own primitives directly in FORTH, using the built-in FORTH Editor Assembler, and add them to its catalog.

If your catalog becomes too large for convenience, just instruct FORTH, via the keyboard, to FORGET the extraneous WORDS.

In order to make this as easy as possible, FORTH uses the same syntax in all operations: keyboard, assembler, editor, everything.

There are three stacks used in FORTH. The most commonly used stack is the parameter stack, which starts at the high

end of memory and works its way down. This particular stack's function is for user inputs and outputs, and is also used as a scratch pad by the various words and primitives. The second stack is the return stack, which also starts at high memory and grows towards low memory. It is used primarily by FORTH as a loop counter. The last stack is a hardware stack used by the Z-80 processor and is not normally available to you in programs.

One of the reasons for the efficiency of FORTH lies in its stacks. Because of these stacks, permanent memory locations do not have to be assigned to temporary variables. This cuts down tremendously the amount of overhead memory required to run FORTH.

One very nice mathematical feature of FORTH is its ability to switch from one number base to another, without any run-time penalties. All the FORTHs support the standard bases of HEX, OCTAL, and DECIMAL.

In Summary

FORTH is a very versatile language, combining the best sides of both high level and low level languages, excluding many of their disadvantages.

- It is easily extensible and just as easily contractable.
- It allows interfacing of equipment to software with comparatively minor work done by the user.
- Most programs can be switched from one processor to another with only minor changes.
- Programming is structured, with control passing from the most general of commands downwards to the most specific. Many programs may be executed just by entering their name.

In view of these facts many programmers will find FORTH to be just what they need to develop software for new hardware devices compatible with the TRS-80. After all, FORTH was originally designed to help astronomers use computers to control radio telescopes and other experimental devices with a minimum of time spent in programming.

There is one last note. Unlike the other Z-80 versions of FORTH, MMS supports only the 8080 Assembler commands. Some people will look upon this as a disadvantage. However, after reading both manuals, it is easy to see that it would not require too much work to write a new assembler for the Z-80 commands (in FORTH of course). However, for the not-so-ambitious, MMS is now selling an add-on utility that supplies the Z-80 Assembler Editor and full floating point math routines. ■

SCRINPUT™

● SCReen INPUT replaces INPUT and is easily adapted to YOUR application.

● "ARROW" keys (↑ ↓ → ←) provide full cursor control. Makes editing easy.

● Can't be out-run by even the fastest typist

● Up to 80 data fields on a screen

● Flashing cursor - won't hide data beneath it.

● Fully relocatable - work in any TRS-80* Model I Level II machine, without modification.

(*TRS-80 is a Radio Shack Trademark)

LOAN WORKSHEET

	AMOUNT	P.P.R.	PERCENT	INTEREST	TOTAL
1	2000	12	6.0	240.00	2240.00
2	2000	12	6.0	240.00	2240.00
3	2000	12	6.0	240.00	2240.00
4	2000	12	6.0	240.00	2240.00
5	2000	12	6.0	240.00	2240.00

SCRINPUT in finance: Developed for a banker; loan amounts, interest rates and number of payments are typed directly into the video worksheet. Computer calculates and displays results. New values can be typed directly over old. Much easier and faster than INPUT.

Imagine. Data entry by filling in a video form. Easy error correction - just type over mistakes. No cumbersome INPUT statements, no valuable data scrolling off the screen.

SCRINPUT MAKES IT POSSIBLE IN JUST THREE STEPS:

Draw your input form on the video screen using PRINT statements.

Define data entry fields in the SCRINPUT data table.

Activate SCRINPUT through a TSR call.

Now fill in the blanks. SCRINPUT assigns all data to BASIC variables which are processed normally by your program. It's that easy!

SCRINPUT comes with user manual of instructions, examples and demo programs. Even the loan worksheet program and a source of listing of the machine language code are given. Try SCRINPUT. If you are dissatisfied for ANY reason, return it within 10 days for a full refund.

ACR Consultants
1000 North Bittner Road
New Palestine, IN 46163 ✓ 282

Phone Orders Welcome
(317) 861-6319
* All orders shipped within 24 hours
* 10-day money back guarantee
* VISA or Mastercharge accepted

Please Send Me:

- ☐ SCRINPUT on diskette..... \$27.00
☐ SCRINPUT on cassette..... \$29.00

Indiana Residents please add 4% sales tax. Personal Checks take two weeks to clear.

Name _____

Address _____ City _____ State _____ Zip _____

Credit Card Number _____ Expiration Date _____

Signature _____

OURS WORK!

ACCOUNTING PROGRAMS

from the company with
years of experience
on small computers
and thousands of customers

prices resulting from
volume sales

PACKAGE OF 5 PRODUCTS **\$395.**

PRODUCTS EACH **\$95.**

MANUALS EACH **\$20.**

GENERAL LEDGER

PAYROLL

ACCOUNTS RECEIVABLE

ACCOUNTS PAYABLE

DEPRECIATION

for

TRS-80*

MODEL I with TRSDOS*

MODEL II with CP/M†

OTHER CP/M† SYSTEMS

Product Info &
License/Order
Form.

FROM.....

DATA TRAIN INC.

PHONE ✓ 44

(503) 476-1467


840 N.W. 6th STREET, SUITE 3
GRANTS PASS, OREGON 97526

*Trademark Radio Shack, Div. Tandy Corp.

†Product Digital Research, Inc.

Is accessible software a temptation to steal?

Software Libraries: A Controversy



A library, according to *Webster's New Collegiate Dictionary*, is "a collection of literary, musical, artistic or reference materials; it is also a collection resembling or suggesting a library (such as a library) of computer programs." Software libraries, however, are fairly new on the scene.

According to Jeff DeTray, Associate Publisher of Wayne Green, Inc., there are two kinds of software libraries. The first involves a group of software users getting together and contributing programs of their own devise into a common pool of programs. The group composes a list of available programs and within the group one can borrow—essentially it is a software exchange.

The second kind of software library is a commercial venture started by a private individual or individuals. The operator of the library buys, for example, two or three of every kind of program available on the market, and often includes books on microcomputers in the collection.

After the library is stocked with materials, an ad is placed in one of the computer publications advertising lending services. The lendee pays an annual membership fee and a smaller fee for each program lent. The borrower is then allowed to keep the program for a designated period of time, say one or two weeks.

Existing Software Libraries

How many of these libraries are there? How long have they been around?

Much of this information seems to be

shrouded in mystery. I dug up three different operations: one which was located in Standish, Maine, had a post office box number and no phone; another which was located in Rockville, Maryland, had a phone that was only in operation one night a week for three hours; and another I contacted.

Raymond Gabriel of Ohio is presently in the process of establishing a "home computer library division" as a part of his present company. Gabriel says that the development of this library was inspired by the purchase of a TRS-80. After becoming familiar with it he "became fascinated by the prospects, especially for home use in the future."

Presently, Gabriel's library has 25 members, over 100 software programs and about 30 books. Annual membership in the library is \$20. New members have 30 days to try the service. If they aren't satisfied, the full membership fee is returned. Rental charge is based on 20 to 25 percent of purchase price.

Gabriel stresses that "software libraries are no different than any other kind of library." Yet, there are some people in the industry who would vehemently disagree with him. There is much opposition to the development of software libraries because of the problem of programs being duplicated, resulting in profit losses for both companies and authors. And thus far the issue of copyright laws protecting software has been a hazy one.

Your local library might lend programs some day.

The Copy Problem

Why are software programs more susceptible to being duped than books, for example? DeTray says, "The difference between books and programs is that books are tedious to copy and usually the photocopying costs will run a bit of money, however to make a copy of a program is very simple and it doesn't cost much. In fact the temptation is huge, I can't imagine someone borrowing a program and not copying it."

Gabriel does admit that copying is a problem but feels that the benefits of such a service outweigh this negative aspect. Gabriel says that if the legality of software libraries is going to be in question then the general library system should be in question. As a specific example, Gabriel raised the question of home video and whether it too, would be considered in violation of copyright laws.

Gabriel feels that software libraries can help the business. He says, "We are providing a market for authors who might not normally sell many of their programs. For example, if we carry it and someone borrows it and likes it, chances are he'll go out and buy the program when he might not have before." Gabriel also says, "By providing this service we are creating a greater interest and thus are helping to create a market for programs."

continues to page 48

Library Controversy

Continued from page 47

Arguing Against Software Libraries

Harv Pennington, a software developer, feels that software libraries cheat authors. For example, he says, "You loan a guy a disk that costs \$100 and he makes a copy... the guy that spent all that time developing it, the author, doesn't make a cent and the guy that is running the library makes five or six dollars per program, depending on his fee."

Not only are they doing authors a disservice, but they are also hurting growth of the industry, in Pennington's opinion. "The author who is losing money after spending hours developing programs is going to say 'the hell with it, I can make more money selling real estate.'" Basically, Pennington, like many others, feels that the libraries "steal an author of his right to an income."

Ed Juge of Tandy has similar feelings, "If the people who are involved in these libraries ever spent a couple of months developing software and then tried to sell it to the public, they would have a different perspective. It's simply not a viable thing." Juge feels it's a matter of copyright, but as he pointed out, "no one at this time knows what copyright is. Perhaps copyright will take care of this situation. In effect the whole scheme is a rip-off, library developers are knowingly or unknowingly keeping an author from the benefits of his labors."

Publisher, Wayne Green says, "The library concept in the microfield is a destructive one." Green feels strongly about software developers being cheated. "Instant Software is prepared to invest a good deal in suits to protect its authors."

Discouraging Copying

Is there any way the industry can discourage copying?

PT Wolfe, manager of Instant Software, says that Instant Software prices its software inexpensively enough to discourage copying. For example, Wolfe says that for \$7.95 it's worthwhile to purchase the whole package rather than acquire only a copy of the program at a comparable price. Juge says that his company, Tandy, uses the same approach, by pricing their software reasonably so that "the average person would be more likely to buy the whole package."

Pennington has a different idea.

"Books never lose in court," he says, "and that's what we will do, write books with the programs which can be typed in and debugged—and in the back of the book there will be, for example, a coupon to go to your local dealer and buy the disk if that is preferred." When copying becomes less of a problem, the attitude toward software libraries may change.

Advantages of Software Libraries

There are some software authors who do see the advantages presented by software libraries. Author Dennis Kitz believes access to information is essential. Kitz says, "In fact, if it weren't for program trading, the industry wouldn't have grown as fast as it has. More computers have been sold merely because of the availability of software programs."

Kitz believes that while the industry is still in its experimental stages, and there are only a handful of magazines doing reviews, it's unreasonable to expect a user to wait for the product to be reviewed. In most cases he'll just go to the club and see for himself.

Kitz thinks that libraries in general are a good thing and that they also are essential. "Software programs are not yet available (at the public library), because there

is not enough consistency of format. But what happens when they are? You can't encourage computer literacy without having the software available."

Another author and a trader of original software says, "I approve of libraries, but I disapprove of the pirating, and seriously—how can you stop it? It (software) is no longer a multi-thousand dollar item. There are some good programs and there is some real garbage; it's understandable that an individual would like to know in advance what he is buying."

Moral Questions

The issue of whether software libraries should or shouldn't exist raises a number of questions. By trying to stop these software libraries, is there an injustice being done by preventing access of information? Do these libraries encourage growth in the industry by promoting availability, or are they hurting the industry by making it easy to steal? Exactly how much protection can the new copyright law offer?

Chief of Circulation at the Boston Public Library, Mr. O'Halloran reports that of the 800,000 books and materials (records and cassettes) that the general library circulates in a year, 1½ percent of the materials are never returned, roughly 12,000 books, records and cassettes annually. O'Halloran summed up by saying, "There is no library that is getting back 100 percent of what they are giving out." ■

By Pamela Petrakos
80 Staff

Software Copyright Law

Late in 1974, Congress enacted a bill establishing the National Commission on New Technological Uses of Copyrighted Works (CONTU). The commission conducted a three year study into the need for including software in the current copyright laws.

Six long years later, H.R. 6933, incorporating the recommendations set forth by CONTU in their final report, was finally introduced in March of this year. The bill was passed into law August 20th.

Until this time, software copyright has been in and out of controversy and under numerous limitations and restrictions. It has been protected by the vagaries of judicial interpretation and the whims of individual state lawmakers, when it was protected at all.

House bill 6933 was introduced by Rep. Kastenmeier of Wisconsin, and the Committee on the Judiciary recommended

that it be passed into law. Primarily addressing the patent and trademark laws, it also amends Title 17 of the U.S. Code (USC) dealing with copyrights. The sections of 17 USC directly affected by the bill are 101 and 117.

Section 101 has been amended to include a definition of computer programs, as "a set of statements or instructions to be used directly or indirectly in a computer in order to bring about a certain result."

Section 117, dealing with limitations in exclusive rights, has been amended to allow the purchaser of a copy of a program to make another copy or adaptation of that program *only if*:

- The new copy or adaptation is made as "an essential step in the utilization of the computer program in conjunction with a machine and that it is used in no other manner," or

Continues to page 55

Memory Expansion Module for TRS-80*..

**All you have
to remember
is to plug it in**

Introducing the MT-32. Our new, brilliantly designed Printer/Memory expansion module for the TRS-80. This unit will add 16K or 32K of dynamic RAM to your basic 16K machine. The module also contains circuitry to drive Microtek's MT-80P dot matrix printer, or any other Centronics-compatible printer.

No hardware modification to your TRS-80 is required. Just plug into your bus connector and you are ready to go.

All Microtek products are covered by a one year warranty.

* TRS-80 is a Registered Trademark of Tandy Corp.



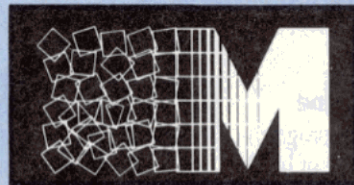
Three assembled and tested configurations are available:

Without RAM
(MT-32A @ \$119.50)

With 16K RAM
(MT-32B @ \$159.50)

With 32K RAM
(MT-32C @ \$199.50)

Available from Microtek
or your nearest computer dealer.



MICROTEK inc. ✓ 360

9514 Chesapeake Drive


San Diego, CA 92123

Tel. (714) 278-0633

Outside Calif. call toll free: 800-854-1081

TWX 910-335-1269

MEMORY TRANSPLANT



Now NRI takes you inside the world's most popular microcomputer to train you at home as the new breed of computer specialist!

NRI teams up with Radio Shack to teach you how to use, program and service microcomputers... make you the complete technician.

It's no longer enough to be just a programmer or a technician. With microcomputers moving into the fabric of our lives (over 200,000 of the TRS-80™ alone have been sold), interdisciplinary skills are demanded. And NRI can prepare you with the first course of its kind, covering the complete world of the microcomputer.

Learn At Home in Your Spare Time

With NRI training, the programmer gains practical knowledge of hardware, enabling him to design simpler, more effective programs. And, with advanced programming skills, the technician can test and debug systems quickly and easily.

Only NRI gives you both kinds of training with the convenience of home study. No classroom pressures, no night school, no gasoline wasted. You learn at your convenience, at your own pace. Yet you're always backed by the NRI staff and



your instructor, answering questions, giving you guidance, and helping you over the tough spots.

Explore the TRS-80 Inside and Out

NRI training is hands-on training, with practical experiments and demonstrations as the very foundation of your knowledge. You don't just program your computer, you introduce and correct faults... watch how circuits interact... interface with other systems... gain a real insight into its nature.

You also build test instruments and the NRI Discovery Lab, performing over 60 separate experiments in the process. You learn how your trouble-shooting tools work, and gain greater understanding of the information they give you. Both microcomputer and equipment come as part of your training for you to use and keep.



Training includes TRS-80 computer, transistORIZED volt-ohm meter, digital frequency counter, and the NRI Discovery Lab with hundreds of tests and experiments.

(TRS-80 is a trademark of the Radio Shack division of Tandy Corp.)

Send for Free Catalog... No Salesman Will Call

Get all the details on this exciting course in NRI's free, 100-page catalog. It shows all equipment, lesson outlines, and facts on other electronics courses such as Complete Communications with CB, TV and Audio, Digital Electronics, and more. Send today, no salesman will ever bother you. Keep up with the latest technology as you learn on the world's most popular computer. If coupon has been used, write to NRI Schools, 3939 Wisconsin Ave., Washington, D.C. 20016.



NRI Schools

McGraw-Hill Continuing Education Center
3939 Wisconsin Avenue
Washington, D.C. 20016

NO SALESMAN WILL CALL

Please check for one free catalog only.

- ☐ Computer Electronics Including Microcomputers
- ☐ TV/Audio/Video Systems Servicing
- ☐ Complete Communications Electronics with CB • FCC Licenses • Aircraft, Mobile, Marine Electronics
- ☐ CB Specialists Course

- ☐ Digital Electronics • Electronic Technology • Basic Electronics
- ☐ Small Engine Repair
- ☐ Electrical Appliance Servicing
- ☐ Automotive Mechanics
- ☐ Auto Air Conditioning
- ☐ Air Conditioning, Refrigeration, & Heating including Solar Technology

All career courses approved under GI Bill.
☐ Check for details.


Name _____ (Please Print) Age _____

Street _____

City/State/Zip _____

Accredited by the Accrediting Commission of the National Home Study Council

179-110



Standards Become Important for Networks

Standardization. Efforts at it are all around us. The newscasters, chattering on the tube obediently speak a mid-western normal dialect of American English. No "ayups" or "y'alls" will be heard from their well-groomed ranks.

And now, the computer industry is struggling to develop its own set of standards with regard to information transfer and access, in an effort to facilitate the interconnection of machines of different manufacture.

The thorny problem of system standardization has been around for some time. Its solution has lately become critical because of the increasing role being played by machines in 20th century life. And whether or not you are in favor of machines consorting with each other, the fact remains that the power of machines is greatly enhanced once they can be connected.

An example: Bureaucracies (especially in government) are great fans of computers since they feel responsible for a considerable amount of data. Unfortunately, variations in equipment and software make it almost impossible for the Federal Government's machines to talk with the state governments', for states' machines to communicate with the city's and for city governments' to interface with either.

Ethernet and National Standards

Recently, government and industry groups have been working on the problems of standardization in an effort to hammer out some acceptable design norms. Working primarily through the IEEE (Institute of Electrical and Electronic Engineers), an industry group composed of Xerox, Digital Equipment Corp., and Intel has developed Ethernet. Ethernet is a system for local network interconnection. It specifies design criteria as well as other aspects of network operation.

On the federal side, the National Bureau of Standards Committee on Computer Science and Technology has been working on projects like FIPS. FIPS, or

Federal Information Processing Standards, has basically the same goal as the IEEE's Ethernet—establishing standards for computer use that will facilitate the interconnection of devices. Devices as diverse as microprocessors and mainframes are involved in the Federal Government's standardization program.

Harry White, Chief of the Standards Administration Office of the Institute of Computer Science and Technology within the National Bureau of Standards, feels that eventually all systems, small and large, will have interconnect capability. His group has been working with the IEEE and others on the standards necessary to make this possible.

Standards Effect Networking

In Mr. White's opinion, the standardization efforts are "going well," and industry cooperation is assured. "If vendors want to do business with the government, they must conform to our established standards for hardware and software. In essence, our clout is economic since the government represents such a large segment of these people's marketplace." With industry cooperation expected, the road to universal standards may be a smooth one.

When queried about the impact of his standardization efforts on small system users like TRS-80 owners, White indicated that the time when 80 owners will have the ability to interconnect with mainframes is not far off. "For the near term, the S-100 bus structure will be central to our microcomputer standardization efforts."

White also indicated that the CP/M operating system appears to be the most practical for the vast majority of applications and is compatible with operating systems of much larger machines. CP/M and an S-100 bus structure are options that are currently available to 80 owners.

One word of warning White provided related to the configuration of S-100 structures. "Users must be firm when it comes to dealing with vendors," he said. "They

must be sure that the S-100 bus they end up with is the standard version. Right now there are several versions in use and some confusion exists as to what a definitive S-100 structure really is."

Gerald Clancy, chairman of the IEEE's Local Area Network Standards Committee, indicated that his group is not really concerned with the small system user yet. Instead, the focus of the IEEE's efforts has been on establishing standards relating to local networks interconnected by coaxial highways. Several large office buildings within the same city, each containing many terminal and mainframes, is an example of this type of network.

Clancy's group has developed a three part program covering Protocols, Interfaces and modems/transceivers and feels that they have completed 95 percent of their work on establishing standards. He is confident that all remaining obstacles will have been overcome and the committee's work completed before the first of the year. For the time being, it appears as if the IEEE activities will have little effect on the day to day computing reality of 80 owners.

X-21 not RS-232

In Clancy's view, "Networks consisting of machines located in the home will not be a reality until cable TV services become widespread." Until that time, Clancy feels that most small system users will remain isolated from mainframe interconnections. When they are connected, "X-21, not RS-232 is likely to become the standard structure in modem interfacing for small machines," he predicts.

The importance of on going standardization efforts does not lie in their immediacy, however. What today's standardization efforts bode for the future is of importance. The era of instant interconnect is not yet a reality but the simple fact that government and industry professionals perceive a need for standardization indicates that the role of the machine in our lives will, inexorably, expand. ■

Spinning Facts about Disks

So you have finally come to a point in your computing affair when you're bored with cassettes. You've known all along that cassettes are slow, serial and unreliable, and now you've gone beyond their limitations with your own abilities. So what do you do?

You read. Information can be hard to come by though, and if you're wondering what exactly disks are, how they work, and if they are really worth all that money, you may find some answers here.

Disks come in various sizes and are available in both hard and soft varieties. The soft type are called floppies and are constructed of mylar which has been coated with a magnetic oxide. Soft disks used on Radio Shack and other small computers are either eight or 5 1/4 inches in diameter. The 5 1/4 inch disks are called mini floppies and cost about \$2 each.

One mini floppy disk is capable of storing 83K bytes of data. Floppy disks are enclosed in a protective, paper dust jacket and spin within their jackets when operating. The inside of the jacket is coated with a dry lubricant and disk cleaning agent that keeps the disk surface clean and smooth.

Disk Access

Access to the disk is gained through four openings (illustrated in Fig. 1) in the disk jacket. The largest, in the center of the disk, accepts the friction drive mechanism when the disk drive door is closed. The oval opening provides the read/write head in the disk drive with access to the disk surface.

The notch in the upper edge of the dust jacket is the write protect notch. When this notch is not obstructed, information

may be placed on the disk. When it is obstructed, no write operations may be performed on the disk. The disk is said to be "write protected" if this is the case, and this safety mechanism is intended to ensure that no data will be inadvertently written over.

The smallest opening on the disk jacket is the sector index hole. A photoelectric sensor in the drive mechanism senses the location of this hole and orients the disk controller to sector zero. The beginning of all the tracks of the disk coincide with the location of this hole. The TRS-80 system employs soft sector disks. That means that the beginning of only one sector is physically marked by a hole. All other sector boundaries are marked magnetically.

When new, disks are blank on both sides and before they can be used they must be formatted. Formatting a disk divides the disk surface in an orderly fashion and a formatting routine to do this is usually included as a utility in the DOS (disk operation system) software.

Disk Sectors and Tracks

A Radio Shack TRSDOS formatted disk is divided into 10 pie shaped wedges, called sectors. In addition, 35 concentric circles called tracks are overlaid on the disks sectors (See Fig. 2). Data is magnetically placed along the tracks and throughout the sectors. Track numbering starts at 0 on the outer edge of the disk and proceeds inward. Each of the disk tracks can thus occupy several sectors.

A sector is capable of storing 256 bytes and since track length decreases toward the inside of the disk, packing is more dense on inner tracks than on outer tracks. A disk directory file (list of disk contents) normally occupies track 17 and information encoded here tells the disk controller chip in the drive unit where to find specific files on the disk.

The disk drive mechanism provides the logic and locomotion for the read/write head in its travels across the disk surface. The disk controller chip calls the shots and the drive motor must spin the disk up to 300 RPM before any read/write operations can take place. A highly accurate stepping motor in the drive unit steps the head from track to track across the surface of the spinning disk.

Wear and Tear

If you think this life style is rather strenuous for the flimsy floppy, you're right.

Disks are tough customers though, and have a rated life of five years of actual use, or 2,500,000 passes per track (approximately 110 hours). As disks age, it is common to encounter problems with the densely packed inner tracks. Frequent read/write errors on inner tracks are indicative of a worn disk.

Disks are also susceptible to other forms of trauma. Dirty environments foul them up. By dirty I don't necessarily mean the bondo room at the local body shop. A smoke filled office or seedy basement laboratory can be enough to give disks fits. Disks prefer being comfortable too: While they will operate over a wide range of temperatures, disk I/O (input/output) errors become more frequent as temperature variations increase. In spite of all their frailties, disks are remarkably rugged and take abuse as well as the next peripheral.

The Price Tag

Now, what about cost? Disk system prices vary widely, but a figure of about \$450 per drive is average. Since two drives are better than one (and in most cases necessary), we are looking at a \$900 investment in an \$800 computer. Add to this the price of an expansion interface (if you don't already have one), plus the cost of operating system software and we are talking big bucks.

Is it worth it? Well, I guess that depends on two things: how much money you've got deflating in the neighborhood Savings and Loan, and what type of applications you expect your system to serve. ■

By Chris Brown
80 Staff

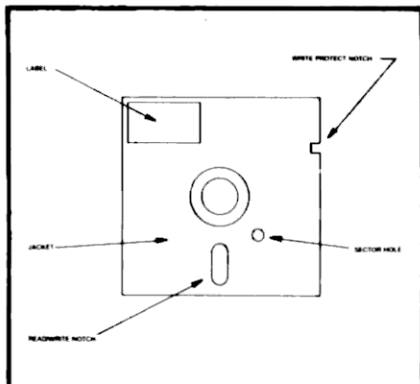


Fig. 1

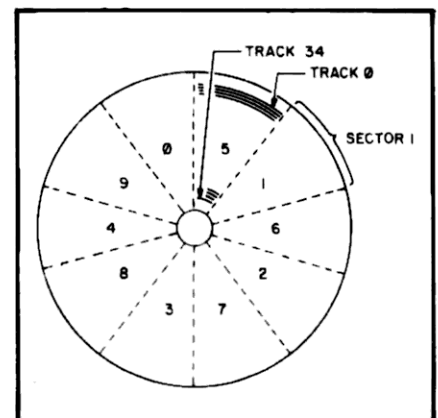


Fig. 2

MULTI-USER OASIS HAS THE FEATURES PROS DEMAND. READ WHY.

Computer experts (the pros) usually have big computer experience. That's why when they shop system software for Z80 micros, they look for the big system features they're used to. And that's why they like Multi-User OASIS. You will too.

DATA INTEGRITY: FILE & AUTOMATIC RECORD LOCKING

The biggest challenge for any multi-user system is co-ordinating requests from several users to change the same record at the same time.

Without proper co-ordination, the confusion and problems of inaccurate or even destroyed data can be staggering.

Our File and Automatic Record Locking features solve these problems.

For example: normally all users can view a particular record at the same time. But, if that record is being updated by one user, automatic record locking will deny all other users access to the record until the up-date is completed. So records are always accurate, up-to-date and integrity is assured.

Pros demand file & automatic record locking. OASIS has it.

SYSTEM SECURITY: LOGON, PASSWORD & USER ACCOUNTING

Controlling who gets on your system and what they do once they're on it is the essence of system security.

(THEN COMPARE.)

Without this control, unauthorized users could access your programs and data and do what they like. A frightening prospect isn't it?

And multi-users can multiply the problem.

But with the Logon, Password and Privilege Level features of Multi-User OASIS, a system manager can specify for each user which programs and files may be accessed—and for what purpose.

Security is further enhanced by User Accounting—a feature that lets you keep a history of which user has been logged on, when and for how long.

Pros insist on these security features. OASIS has them.

EFFICIENCY: RE-ENTRANT BASIC

A multi-user system is often not even practical on computers limited to 64K memory.

OASIS Re-entrant BASIC makes it practical.

How?

Because all users use a single run-time BASIC module, to execute their compiled programs, less

memory is needed. Even if you have more than 64K, your pay-off is cost saving and more efficient use of all the memory you have available—because it services more users.

Sound like a pro feature? It is. And OASIS has it.

AND LOTS MORE...

Multi-User OASIS supports as many as 16 terminals and can run in as little as 56K memory. Or, with bank switching, as much as 784K.

Multi-Tasking lets each user run more than one job at the same time.

And there's our BASIC—a compiler, interpreter and debugger all in one. An OASIS exclusive.

Still more: Editor; Hard & Floppy Disk Support; Keyed (ISAM), Direct & Sequential Files; Mail-Box; Scheduler; Spooler; all from OASIS.

Our documentation is recognized as some of the best, most extensive, in the industry. And, of course, there's plenty of application software.

Put it all together and it's easy to see why the real pros like OASIS. Join them. Send your order today.

OASIS IS AVAILABLE FOR

SYSTEMS: Altos; Compucorp; Cromemco; Delta Products; Digital Group; Digital Microsystems; Dynabyte; Godbout; IBC; Index; Intersystems; North Star; Onyx; SD Systems; TRS 80 Mod II; Vector Graphic; Vorimex.

CONTROLLERS: Bell Controls; Camec; Corvus; Kolan; Micromation; Micropolis; Tarbell; Teletek; Thinkertoy; X Comp.

Write for complete Free Application Software Directory

PLEASE SEND ME:

Product	Price with Manual	Manual Only
OPERATING SYSTEM (Includes: EXEC Language; File Management; User Accounting; Device Drivers; Print Spooler; General Text Editor, etc.) SINGLE-USER MULTI-USER	\$150 350	\$17.50 17.50
BASIC COMPILER/INTERPRETER/DEBUGGER	100	15.00
RE-ENTRANT BASIC COMPILER/INTERPRETER/DEBUGGER	150	15.00
DEVELOPMENT PACKAGE (Macro Assembler, Linkage Editor, Debugger)	150	25.00
TEXT EDITOR & SCRIPT PROCESSOR	150	15.00
DIAGNOSTIC & CONVERSION UTILITIES (Memory Test; Assembly Language; Converters; File Recovery; Disk Test; File Copy from other OS, etc.)	100	15.00
COMMUNICATIONS PACKAGE (Terminal Emulator, File Send & Receive)	100	15.00
PACKAGE PRICE (All of Above) SINGLE-USER MULTI-USER	500 850	60.00 60.00
FILE SORT	100	15.00
COBOL-ANSI '74	750	35.00

Order OASIS from:

Phase One Systems, Inc.
7700 Edgewater Drive, Suite 830
Oakland, CA 94621

Telephone (415) 562-8085
TWX 910-366-7139

NAME _____
STREET (NO BOX #) _____
CITY _____
STATE _____ ZIP _____

AMOUNT \$


(Attach system description; add \$3 for shipping; California residents add sales tax)

☐ Check enclosed ☐ VISA
☐ UPS C.O.D. ☐ Mastercharge

Card Number _____

Expiration Date _____

Signature _____



MAKES MICROS RUN LIKE MINIS

Combine accurate flight characteristics with the best in animation graphics and you'll have SubLOGIC's

T80-FS1 Flight Simulator

for the TRS-80

SubLOGIC's T80-FS1 is the smooth, realistic simulator that gives you a real-time, 3-D, out-of-the-cockpit view of flight.

Thanks to fast animation and accurate representation of flight, the non-pilot can now learn basic flight control, including take-offs and landings! And experienced pilots will recognize how thoroughly they can explore the aircraft's characteristics.

Once you've acquired flight proficiency, you can engage in the exciting British Ace 3-D Aerial Battle Game included in the package. Destroy the enemy's fuel depot while evading enemy fighters.

Computer and aviation experts call the T80-FS1 a marvel of modern technology. You'll simply call it *fantastic!*

Special Features:

- 3 frame-per-second flicker free animation
- Maximum transfer keyboard input
- Constant feedback cassette loader

Hardware Requirements:

- Radio Shack TRS-80, Level 1 or 2
- 16K memory
- *Nothing else!*

\$25
Only

See your dealer or order direct. For direct order, include \$1.25 and specify UPS or first class mail. Illinois residents add 5% sales tax. Visa and Mastercard accepted.



subLOGIC

Distribution Corp.
Box V, Savoy, IL 61874
(217) 359-8482

✓ 150

BIG SYSTEM SOFTWARE(tm)

Exciting new software for the TRS-80(tm) from BSS(tm)

TDS/CMD & DDS/CMD SMART(est) TERMINAL programs.

DDS/CMD	TDS/CMD	FEATURES
+	+	UPLOAD AND DOWNLOAD TO TAPE
+	+	UPLOAD AND DOWNLOAD TO DISK
+	+	self relocating
+	+	U/L case
+	+	full basic features
+	+	full dos features
+	+	keyboard RS232 select
+	+	ALL ASCII control char.
+	+	autolog
+	+	general utility programs
+	+	true BREAK, ESCape, rub out
\$75.00	\$40.00	

CRESSYS/CMD create system tapes from disk command files = \$19.95

PURGE/CMD cleanup that disk = \$14.95

TAPECOPY/CMD copy system tapes = \$10.95

DDS/CMD compatible with Newdos and Newdos-80 from APPARAT, TRSDOS from Tandy Corp. and Dosplus 3.1 from Micro-systems.

Documentation on any program \$5.00 will credit toward purchase.

SEND Checks or Money Order to:

✓ 377

**BIG SYSTEM SOFTWARE(tm)
PO BOX 405
FRASER, MICHIGAN 48026**

Software Syndicate Scheme

IJG, Inc., Upland, CA, is putting a novel marketing plan into effect: For the first time, major and minor software manufacturers will join in a syndicate with a nationwide circuit of software stores. The plan, targeted for January 1, 1981, is the first to solidify a national distributorship for competing lines of software. IJG's Harv Pennington is coordinating the scheme.

According to one source at IJG and another representative in the software industry, IJG is reputed to have signed Michael Shryer Software, Palm Springs, CA, makers of The Electric Pencil; Scott Adams of Adventure International, Longwood, FL; Meta Technologies, Euclid, OH; Apparatus, Denver, CO; Racet Computers, Orange, CA; and Remsoft, also of Euclid. Other contracts are being negotiated.

According to sources, IJG's plan will put a custom mix of software from any number of manufacturers into a software outlet for as little as 10 percent of its retail value. A minimum order of \$1,000 will represent \$10,000 of software at the suggested retail price.

A conservative estimate involves only 100 outlets, each investing a minimum of \$1,000. If they are able to turn merchandise three times in the first year, it will mean a potential \$3 million in sales for retailers. How much of this or any other figure is profit to the dealer or to IJG remains unknown.

When queried, Jeff DeTray, assistant publisher at Wayne Green, Inc., expressed some doubt as to whether a software store could turn \$10,000 in stock in a year, let alone four months. Others in the industry share his view.

Cornerstone Is Capital

The key to this software conglomerate is capital. The cornerstone to the IJG plan is its ability to pay manufacturers up front for their software at a standard distributor discount.

For its part, IJG guarantees the software to the dealer. A marketing package which maintains each manufacturer's identity, but carries the IJG distribution logo in the bottom corner is being designed.

IJG will further guarantee its software mix to the retailer; in the event that it is unsalable, a dealer may return it to IJG.

The marketing plan further sets the stage for national ad campaigns from manufacturers in support of dealer sales. It provides for a coming of age in software advertising that includes co-op advertising

in which a national manufacturer will share the cost of local advertising.

The Computer Services Division of IJG has for several months been promoting software packages available at a number of "Authorized IJG Dealers." Such advertising has appeared in *80 Microcomputing* where, in October, IJG's two-page spread included a page devoted to Westech Corporation's Small Business Inventory System and the listed 12 dealer outlets, including mail order houses, where the program is available.

The plan remains tentative. Several unanswered questions include dealer discounts, control of such a syndicate of manufacturers and the nearly hostile competitiveness among some manufacturers. ■

By Michael Comendul
80 Staff

Say Hello to 80

If there is a major microcomputer show in your area, be sure to stop by the 80 booth to say hello and to enter our free drawing. We're collecting names, and on July 4, 1981, we'll select one of them to win a Level II TRS-80.

At every show, we award \$100 worth of Instant Software programs to a visitor. The winner from last August's Personal Computing '80 Show was Jon Wolfe of Clayton, NJ. ■

Software Copyright Law

Continued from page 48

● It is used only for archival purposes and destroyed if continued possession of the copy or adaptation becomes illegal or inequitable.

As amended, Section 117 goes on to state that exact copies of programs can be leased, sold or otherwise transferred "only as part of the lease, sale, or other transfer of all rights in the program." Adaptations can be transferred only with the copyright owner's authorization.

This is a large change in the law. This section previously put limitations on the author of the software, rather than the owner of a copy of it. As the old law stood,

Appeals Court Rules on Data Cash vs JS&A

In Chicago, IL, the U.S. Court of Appeals for the Seventh Circuit upheld the decision of a lower court in the suit Data Cash had filed against JS&A Group, Inc. While the September decision of the Appeals Court agrees that JS&A had not violated a Data Cash copyright, it overturned the reasoning behind the ruling.

Data Cash programmed ROM for a computer chess game which they marketed. They filed the suit in 1979, arguing that JS&A used the same ROM to market a computer chess game at a lower price.

In the earlier decision of the U.S. District Court, Judge Joel M. Flaum indicated that copyright did not apply because the ROM was a machine part. However, the recent decision by the three judges on the Court of Appeals clearly extends copyright protection to ROM programming.

Under the laws in effect at the time of JS&A's actions, the appeals court ruled, Data Cash should have carried a notice on the ROM to warn others that it was copyrighted.

The case will go back to the district court for a judgement on the portion of the suit dealing with unfair competition. ■

Help Wanted

Programmers and technicians are needed for *80 Microcomputing* and for Instant Software. Write to *80 Microcomputing*, Peterborough, NH 03458. ■

owners of copyright had no rights, except those a court might grant in an action brought under Title 17.

Since the copyright laws did not include, or even clearly exclude, software as a protected work of authorship, authors had to look to very general laws (often state laws) for protection. Their other choice was to face a fight over the legal interpretation of "work of authorship."

Title 17, as amended, now clearly and fully protects computer programs under all of its sections. This will not destroy any protection an author may have under individual state laws. ■

By Debra Marshall
80 Staff

NEW PRODUCTS

Programmable Video Game

The Maco Micro Module (M3), is a programmable video game.

Hand controls connect to two eight-bit input ports to provide 72 combinations of forward, back, left, right, pull up, push down, twist right and twist left. An audio generator with a hardware toggle may be used to produce end-of-cassette loads, audio prompts, music and game sounds. An accurate real time clock or timer with continuous display may be implemented with the 1/10 second interrupt generator without tying up the processor.

Comput-A-Sketch, Micro Organ, Brickyard, and Real Time Clock are included on tape.

The interface, two hand controls, expansion cable, instruction manual and cassette sell for \$129.95 from Maco Manufacturing, 1383 Airways Blvd., Memphis, TN 38114.

Reader Service ✓336

Tax Help for 80 Owners

Tax/Saver, an interactive income tax program will be introduced in mid-January 1981 by Micromatic.

This new tax package helps the taxpayer

prepare the return in the logical order used by professionals and according to the latest tax rules.

If there is more than one way of doing the return, Tax/Saver allows the user to compare and choose the best result. Tax/Saver compares itemized deductions to national averages, automatically computes certain limitations (on medical deductions and contributions) handles community property, checks for excess FICA and helps determine deductions for dependents. It completes long and short tax forms and is tax deductible.

Tax/Saver is written for TRS-80 16K, Level II. Cassettes cost \$65. Four diskettes for 32K TRS-80s with two disk drives cost \$80, from Micromatic Programming Co., P.O. Box 158, Georgetown, CT 06829.

Reader Service ✓332

Updated IBM Typewriter Interface

The 50/80 Interface for connecting a TRS-80 to an IBM Electronic typewriter Model 50, 60 or 75 has been improved, according to Mediamix. It now gets feedback from the typewriter. The driver program that supports this interface uses the feedback to control timing. Benefits include faster typing speed and more con-

trol over the typewriter's automatic functions. The 50/80 Interface is available for the TRS-80 Models I, II, and III.

Mediamix has introduced another version called the 50/80 Interface Plus that uses an EPROM. This eliminates the need to load a software driver program and saves RAM space. The EPROM includes Mediamix's INMOD 3 program which provides upper/lowercase driver, blinking cursor, repeat keys, typewriter-style keyboard and user-definable input length. The 50/80 Interface Plus works with the TRS-80 Model I only.

The MX80 Firmware Interface for the Model I, also from Mediamix, is similar to the EPROM decoder in the 50/80 Interface Plus. The MX80 uses the reserved 2K of lower memory in the TRS-80 keyboard.

No prices were released. For more information contact Mediamix, P.O. Box 8775, Universal City, CA 91608.

Reader Service ✓330

Swim Meets with TRS-80

Three Sports programs from Misc. Inc. deal with setting up and scoring swim meets. While timing computers have been used in the past, these programs permit the use of the TRS-80 in timing swim meets.


Misc. Inc. claims that SM3.1 can reduce the time of seeding and printing the heat sheet for a large swim meet by 40 to 70 percent.

Most of the programs require a Level II 16K and a line printer; some programs require 32K and disk. The swim meet programs range from \$50 for cassette to \$100 for an interactive disk program from Misc. Inc., 1530 Butternut Circle, Gastonia, NC 28052.

Reader Service ✓338


8000 Not 800 Baud

In September 80 published an announcement of Personal Micro Computers, Inc.'s high speed cassette loader Fastload. It was incorrectly printed that Fastload loads tapes at 800 baud. The loader actually operates at 8,000 baud. Our apologies for the misprint.



The Micromatic 80

If you
just bought
another
printer,
boy are
you gonna
be sorry.



Epson.

The Epson MX-80. It's not just another worked-over rehash of last year's model. It's our top-of-the-line 80-column printer. It's new. From the ground up. And it's the most revolutionary printer to hit the market since Epson invented small printers for the 1964 Olympics in Tokyo. Don't take our word for it, though. Compare. There simply isn't a better value in an 80-column printer. Period.

But here's the fact that's going to stand the printer world on its ear. The MX-80 sports the world's first *disposable* print head. After it's printed about 50 million characters, you can throw it away. Because a new one costs less than \$30, and the only tool you need to change it is attached to the end of your arm.

Now that's revolutionary, but that's only the beginning. The MX-80 also prints bidirectionally at 80 CPS with a logical seeking function to minimize print head travel time

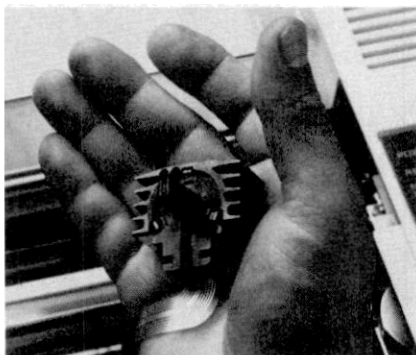
The world's first disposable print head. It has a life expectancy of over 50 million characters, yet it's so simple, you can change it with one hand. And it costs less than — repeat less than — \$30.

and maximize throughput. It prints 96 ASCII, 64 graphic and eight international characters in a tack-sharp 9x9 matrix. And it provides a user-defined choice of 40, 80, 66 or 132 columns and multiple type fonts.

We spent three long years developing the MX-80 as the first of a revolutionary series of Epson MX Printers. We employed the most advanced automatic assembly and machining techniques in existence to produce a printer that is incredibly versatile, remarkably reliable and extraordinarily inexpensive. It's a printer that could only come from the world's largest manufacturer of print mechanisms: Epson.

If it sounds like we're proud of the MX-80, we are. Not only does it do things some of the world's most expensive printers can't do, it'll do them for you for less than \$650. That's right. Under \$650.

And if that isn't revolutionary, we don't know what is.



✓ 404
EPSON
EPSON AMERICA, INC.

23844 Hawthorne Boulevard, Torrance, California 90505, Telephone (213) 378-2220

NEW PRODUCTS



Mediamix 50/80 Interface.

IBM Selectric Printer

The Micromatic 80 from the Micromatic Corp. is a printer and interface designed for the TRS-80 and other small computers. The printer is a reconditioned IBM Selectric combined with a TTL-based interface.

The printer, according to Micromatic, has a speed of eight to nine characters per second and connects to the keyboard interface port or to the TRS-80's expansion interface.

Micromatic 80 contains all code conversions and timing software and is warranted for 90 days. The Micromatic 80 costs \$795 and is available from the Micromatic Corp., 5147 West 85th St., Indianapolis, IN 46278.

Reader Service ✓325

TRS-80 Interface Accessory

E&L Instruments' IF-100 TRS-80 interface accessory provides buffered I/O connections for control, monitoring and testing of external devices and development and testing of I/O devices.

The IF-100 plugs directly into the TRS-80 bus, enabling any TRS-80 incorporating Level II software to be used for practical applications.

The IF-100 contains a built-in power supply to avoid loading down the TRS-80, supplies on-board logic probe, device and memory decoding, bus buffer, control signal buffering and solderless breadboarding facilities for quick interface and control circuitry assembly.

The IF-100 is priced at \$180 in kit form or \$245 fully assembled and tested. The TRS-80 interconnect cable is priced at \$25. The cable is extra. For information, contact E&L Instruments, Inc., 61 First St., Derby, CT 06418.

Reader Service ✓335

Programs Manage Radio Stations

The Electric Log and the Electric Bill from The Management perform computer traffic and billing for radio stations on the TRS-80 Model I.

The Electric Log stores up to 500 spot orders and automatically generates daily program logs. Orders may be displayed, changed, deleted or updated at any time.

The Electric Bill stores up to 500 accounts and provides direct access to current status of all accounts. It automatically updates each customer account after entry.

Prices for the programs were not released. For further information, contact The Management, Box 111, Aledo, TX 76008.

Reader Service ✓340

Basic Link Facility

The Utility Package for the TRS-80 Model II from Racet Computes provides the user with eight new DOS commands.

XHIT, XGAT, XCOPY and SZAP recover data from bad diskettes. XCOPY provides multiple-file copies, I/O and directory error recovery modes and absolute sector mode. SZAP can be used to examine or change a sector on a diskette. DCS consolidates directories from multiple diskettes into a single display or listing. DISKID changes the name of a diskette. XCREATE creates a file. The Utility Package costs \$150.

Also from Racet is a BASIC Link Facility (BLINK) for the Model I or II. It allows the user to run one BASIC program, and then transfer with one command to another BASIC program without losing variables in memory. The Model I version for 32K (one drive) costs \$25, and the Model II version costs \$50.


Both are included in the new software catalog from Racet Computes, 702 Palm-dale, Orange, CA 92665.

Reader Service ✓345

Earth Science Programs

The Earth Science Series from TYC Software contains 12 independent educational programs covering a junior or senior high school earth science curriculum. Topics covered are: latitude and longitude, gradient, heat energy lost and gained, basic chemistry, steam erosion, water budget, seismic waves, earth history, seasons, meteorology, and percent error.

An accompanying lab aid program includes 20 of the most common formulas

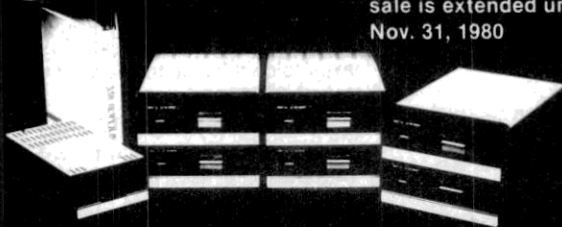


E&L's IF-100 Interface Accessory

LESS THAN SUGART • PERTEC • MPI

GIANT MICROPOLIS SALE

For TRS-80 only
By popular demand
sale is extended until
Nov. 31, 1980



MICROPOLIS 35 TRACK 5 1/4" DRIVE

89.6 Kb capacity

\$358.66

Reg. \$349.00

MICROPOLIS DUAL 35 TRACK 5 1/4" DRIVE

179.2 Kb capacity

\$716.43

Reg. \$1,036.00

MICROPOLIS 77 TRACK 5 1/4" DRIVE

192.7 Kb capacity

\$442.71

Reg. \$675.00

MICROPOLIS DUAL 77 TRACK 5 1/4" DRIVE

385.4 Kb capacity

\$808.56

Reg. \$1,299.00

NEWDOS/80 and 10 FREE DISKETTES

\$149.00



Alpha
Byte
Storage

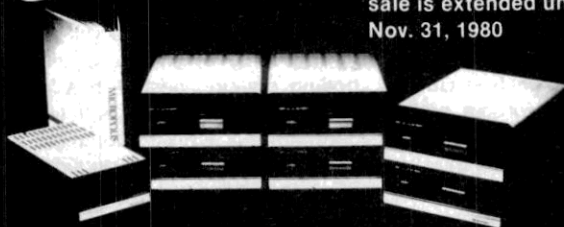
4636 Park Granada
Suite 159
Calabasas, California 91302
(213) 883-8594

*Free shipping included. All drives are brand new from the factory. Mail or phone orders accepted. We take MasterCard or Visa. Dealer orders accepted. Offer good as supply lasts. See our other ad in this month's publication for more great deals. Send for our free giant 50 page catalog.

LESS THAN SUGART • PERTEC • MPI

GIANT MICROPOLIS SALE

For TRS-80 only
By popular demand
sale is extended until
Nov. 31, 1980



MICROPOLIS 35 TRACK 5 1/4" DRIVE

89.6 Kb capacity

\$358.66

Reg. \$349.00

MICROPOLIS DUAL 35 TRACK 5 1/4" DRIVE

179.2 Kb capacity

\$716.43

Reg. \$1,036.00

MICROPOLIS 77 TRACK 5 1/4" DRIVE

192.7 Kb capacity

\$442.71

Reg. \$675.00

MICROPOLIS DUAL 77 TRACK 5 1/4" DRIVE

385.4 Kb capacity

\$808.56

Reg. \$1,299.00

NEWDOS/80 and 10 FREE DISKETTES


\$149.00



Alpha
Byte
Storage

4636 Park Granada
Suite 159
Calabasas, California 91302
(213) 883-8594

*Free shipping included. All drives are brand new from the factory. Mail or phone orders accepted. We take MasterCard or Visa. Dealer orders accepted. Offer good as supply lasts. See our other ad in this month's publication for more great deals. Send for our free giant 50 page catalog.



NEVER UNDER SOLD

Find the best price you can in this magazine on a box of 10, Verbatim 5 1/4 inch Floppies and subtract \$.50; THAT'S OUR PRICE— We include the shipping (please figure the competitor's shipping and handling charges in your computation). * Compare our prices on other equipment; if we're not the least expensive, give us a call. If you don't see it, give us a call. WE HAVE LOTS OF STUFF!!

THIS MONTH'S SPECIALS

SPECIAL #1

If you purchase the "TRS-80 DISK AND OTHER MYSTERIES" Book for the regular price of \$22.50 you can buy 10 VERBATIM DISKETTES AND a plastic library case for \$22.00
TOTAL \$44.50

SPECIAL #2

If you purchase APPARAT NEWDOS+ for the regular price of \$99.95 you can buy 10 VERBATIM DISKETTES AND a plastic library case for \$5.00
TOTAL \$104.95

SPECIAL #3

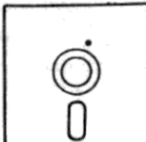
If you purchase APPARAT NEWDOS/80 for the regular price of \$149.00 we will give you a box of VERBATIM DISKETTES AND a plastic library case FREE
TOTAL \$149.00

SPECIAL #4

If you purchase the MICROSOFT BASIC COMPILER for the REDUCED PRICE of \$190.00 we will give you a box of VERBATIM DISKETTES AND a plastic library case FREE
TOTAL 190.00

PRICE LIST

Blank Diskettes			
Verbatim 5 1/4"	\$26.50	PAPER TIGER w graphics	939.00
Verbatim 8"	30.00	LOTS MORE PRINTERS IN STOCK	CALL
Verbatim 8" Double Density	44.00	LEEDEX VIDEO 100 12"	124.95
Aids		SHUGART SA 400 (35 track same as Tandy)	349.00
Percom Separator	27.00	MPI B-51 (40 track)	359.00
Flippy Kit	11.95	PERTEC (40 track)	359.00
16K Ram Kit (200ns)	49.00	Supplies	
Hard Hole Tool	4.00	9 1/2" x 11" Paper	20.50+
refills (50)	9.95	11" x 14" Paper	32.85+
Plastic Storage Box 8"	3.00	Labels, Print Wheels, Ribbons	CALL
Plastic Storage Box 5 1/4"	2.50	SEND FOR FREE CATALOG	
Plastic Diskette Sheets (10)	6.95	†Add shipping for paper only.	
Software		*OFFER good as supply lasts.	
We have lots!	CALL	Free shipping for orders over \$20.00.	
Hardware			
SOROC IQ120	775.00		
CENTRONIX 737	CALL		
ANADIX DP-8000	855.00		



Alpha
Byte
Storage

69



4636 Park Granada
Calabasas, California
91302 (213) 883-8594

All drives are brand new and include chassis and power supply.

NEW PRODUCTS

used in experiments. The program helps the student with his calculations, and it also reinforces his knowledge of the formulas he has used. The student can create graphs of his results with an additional routine. None of these programs require previous programming knowledge, according to TYC Software.

Designed by educators to meet specific classroom needs, the programs are illustrated with graphics. The Earth Science Series comes with a teacher/student manual which contains student objectives, worksheets, answer keys and user instructions. The 12 programs are on four cassettes in a vinyl storage binder. The programs require a 16K TRS-80 and cost \$61.45. For more information contact TYC Software, 40 Stuyvesant Manor, Geneseo, NY 14454.

Reader Service ✓327


Eight-inch Disk Drive

The MS-800 line from Matchless is a line of eight-inch disk drives, compatible with the TRS-80 Models I and II.

The drives have a capacity of 256,256 bytes, with a data transfer rate of 256,000 bits per second. These products also have a track-to-track access time of 10 milliseconds, according to Matchless. The use of four drives provides a storage capacity of two Megabytes on the TRS-80 Model II.

The MS-800 line for the TRS-80 Model I or II costs from \$995 to \$1795. \$995 is the base price for a single drive and documentation. The \$1795 price tag is for two drives, all the hardware that any system would require to adapt to the drives and an operating system. The eight-inch MS-800 line of disk drives is sold by Matchless Systems, 18444 S. Broadway, Gardena, CA 90248.

Reader Service ✓343



MSL/II-800 Eight-inch drives for Model II

Disk BASIC Compiler

ACCEL2 is a Disk BASIC compiler. It produces machine code translation of selected Disk BASIC statements and functions in all four types of variables.

ACCEL2 has six diagnostic messages and a set of local/global compilation options to increase compatibility with subject programs and to control output code growth.

The ACCEL2 compile-time routines are self-relocating and occupy 5120 bytes, while the run-time component takes only 1024 bytes.

The compiler is supplied on cassette and sells for \$88.95. ACCEL2 was recently developed in Britain by Southern Software and is now being marketed in the U.S. by Allen Gelder Software, Box 11721 Main Post Office, San Francisco, CA 94101.

Reader Service ✓342

Monitor Performs "Interpretive Execution"

Ultra-Mon is a machine language monitor for the TRS-80 from Interpro. It has a disassembler, and performs "interpretive execution." It fetches, decodes and projects the result of each operation before execution, according to Interpro.

The monitor's interpretive execution allows for a hard copy trace disassembly and for setting of breakpoints in RAM or ROM. The monitor is ROM independent and relocatable, and costs \$24.95 from Interpro, Box 4211, Dept. CCM, Manchester, NH 03105.

Reader Service ✓331

Stock Analysis and Mass Mail Programs

A new stock market system from Galactic Software is designed for the active trader. It tracks selected issues, and reflects them against the overall market.

The program is a guide to indications, and is not to be used as a sole recommendation to buy, sell or hold an issue, according to Galactic.

The user inputs setup data from Standard and Poor's stock guide or Value Line. Daily issue data such as highs, lows, close and volume are input from a newspaper. The user also inputs daily overall market volume and "closing Dow" from a newspaper. The system analyzes a given issue by comparing volume and price changes of the overall market. The system

will also compare an issue against itself, allowing the user to spot unusual activity.

The Stock Market Monitor System is designed for the TRS-80 Model I and Model III. It is available for 16K machines on cassette and 32K machines on disk. The cassette version costs \$89 and the disk costs \$99.

The Mass/Mail System, also from Galactic Software, allows 3500 entries per expansion drive up to a total of 10,500 on a four-drive system.

The system supports two standard label formats and two standard directory formats. The user may design an additional output format.

All inputs are taken through a full word processing editor with transparent cursor, type-over, insert and delete. Data files are sorted by first name, last name and zip code. Retrieval is by alphabetical or zip code order, plus any of six other circuits. Access by a key field is always less than ten seconds, according to Galactic.

The Mass/Mail System is designed for the TRS-80 Model II. It requires 64K and from two or four disk drives. Files created by the system are compatible with Galactic's Model II Mail/File System. Prices were not released.

Both Mass/Mail and Stock Market Monitor Systems are available from Galactic Software Ltd., 11520 N. Port Washington Rd., Mequon, WI 53092.

Reader Service ✓333

Energy Efficient Programs for Construction

Two new construction industry programs by Disco-Tech calculate not only a building's energy efficiency, but according to Morton Technologies, also calculates cost effectiveness.

Though designed to comply with California's Title 24 energy legislation controlling building design, heating/cooling equipment and lighting, both NRG-1 (residential) and NRG-2 (commercial) programs are applicable outside of California, as well.

According to Disco-Tech, NRG-1 printouts may be submitted directly to local building departments.

TRS-80 Model I hardware required is 48K with two mini-disk drives and a line printer. Cost of NRG-1 is \$650. The price of NRG-2 is \$450. The package price for both programs is \$1,000. The programs are available from Disco-Tech, Morton Technologies, Inc., P.O. Box 11129, Santa Rosa, CA 95406.

Reader Service ✓328

COMPUTER PROGRAM ASSOCIATES

Presents

HDOS-2™ Hard Disk Operating System for Model II With CORVUS Drives Works With TRSDOS* and Microsoft BASIC, Does Not Replace It!!

No need to abandon your TRSDOS software when you get a CORVUS hard disk drive. With HDOS-2 you can use your existing programs with only minor modifications. There are no changes to TRSDOS 1.2/2.0 or BASIC! HDOS-2 resides in only 1K of high memory, and is accessed by USR calls from BASIC. Simply replace your GET and PUT statements with HDOS-2 commands, and you're ready to go. HDOS-2 is supported by a complete set of operating system commands, including a hard disk SUPERZAP. This is the system you need to make the most of your Model II with a hard disk drive. HDOS-2 can open up new frontiers for your business software!

TRSDOS Commands: HBASIC, HCOPY, HCREATE, HDIR, HFREE, HINIT, HKILL, HRENAME, HZAP
BASIC Commands: (Defined Functions): Open, Get, Put, Lof, PEEK, POKE, SCR, DUMP, CURSOR

Price: \$125 for all utilities (source code extra).

Financial Accounting Packages: Our accounting packages were designed by a C.P.A. with years of experience in accounting systems. All packages are self-booting and menu driven, and are designed for use by persons with little or no computer background. Each package is designed for a 2-disk system, and comes with our internal documentation (file layouts, variable descriptions, etc.), allowing easy modification for form alignment, customizing, etc. Unlike Radio Shack programs, these have a consistent structure and are designed with customizing flexibility in mind. Error trapping routines reduce operator errors, and review of each transaction is allowed before acceptance by the system. Reports print on 8½" x 11" paper for easy handling. Manuals are included in the price.

Accounts Receivable with Billing

Model I : \$250

Model II: \$350

Invoices, Credit Memos, Statements, Aged Accounts Receivable, Daily/Monthly Sales Report (Detail & Summary by Category), Sales by Salesman, Maintenance Report, etc. Allows Balance Forward and/or Open Item methods, with full customer inquiry at all programs. Each invoice can have up to 35 different line items, with automatic extension of quantities, totaling, computation of sales tax and freight, etc. Invoice and statement forms are available for use with system. Up to 1200 customers, no limit on transactions.

General Ledger

Model I : \$175

Model II: \$275

Grouped Balance Sheet and Income Statement, General Ledger Audit Trail, Trial Balance, Operating Income Statement with Percentages, Payroll Tax Report (for 941's, W-2's), etc. This system is easy for the non-accountant to use, with an automatic credit to cash during check entry, and validation of general ledger account numbers. Account numbers up to 5 digits (including alphanumeric) are allowed, with no requirements as to sequence or ranges. Up to 400 accounts, 1200 transactions per month.

Accounts Payable with Checkwriting

Model I : \$250

Model II: \$350

Checks with remittance advice, Accounts Payable Detail by Vendor, Aged Accounts Payable Summary showing Cash Requirements, Vendor Maintenance Report, etc. This system does everything! Check runs may be for all or selected vendors and pay dates for individual invoices may be changed at any time. Invoices may also be paid by batch. Interactive with General Ledger, with automatic entries to cash and accounts payable. Allows up to 16 general ledger accounts per invoice, with discount computation and default payment terms by vendor. Up to 500 vendors.

Also available — General Ledger with Job Costing, Accounts Receivable with Cycle Billing and others.

To Order: Call or write Computer Program Associates at the phone/address below. Shipments normally made same day. C.O.D. orders add \$10.

*TRSDOS is a registered trademark of Radio Shack, a division of Tandy Corp.
All software sold "as is" and "with faults".

Satisfied Customers from Coast to Coast.

15056 Beltway Drive • Dallas, Texas 75234 • (214) 233-2039

Electronic Networks

"There were buttons and switches everywhere—buttons to call for food, for music, for clothing. . . . There was the button that produced literature. And there were of course the buttons by which she communicated with her friends."

*from "The Machine Stops"
by E. M. Forster*

by Nancy Robertson
80 Staff

Those lines from E. M. Forster's short story were written before the invention of the computer and before the surging growth of communications networks. Through electronic networks of terminals, microcomputers and central computer banks, we are entering an age when science fiction can become reality.

Electronic networks and communications aren't as new as they seem. From your social studies class in elementary school, you should remember that in 1838 F. B. Morse demonstrated his invention—the telegraph—and electronic communications were born. A few decades later Alexander Graham Bell invented the telephone.

Today four out of five homes in the United States have telephones. And most of us have experienced the mix of excitement and anxiety that are brought on by the delivery of a telegram. With the computer connection, electronic communications have entered a third dimension.

Quoting figures from a recent International Data Corp. study, Walter Anderson of the U.S. General Accounting Office points out that "There are already 2.6 million general purpose, intelligent terminals (including micros) involved in computer networks in this country."

Transfer of Data

How do the networks operate, what do they offer, and how can TRS-80 owners participate?

To use the industry jargon, these networks are used for data communications and electronic mail. These terms overlap a great deal in meaning and usage. Data communications, often called datacomm, refers to the electronic transfer of data. Data, of course, is "factual information used as a basis for reasoning, discussion or calculation." Electronic mail refers to messages generated, transmitted, and/or delivered electronically. A message is any communication "in writing, speech, or by signals." Essentially both datacomm and electronic mail are electronic communications.

A few legal eagles, however, insist that electronic mail refers to the electronic communications that pass through the hands of the U.S. Postal Service (USPS) and other public utilities. In this sense of the term, the prime example is the Mailgram service offered jointly by Western Union Electronic Mail, Inc. (WUEM), a subsidiary of Western Union, and USPS.

To send a Mailgram, customers telephone WUEM with an addressed message; WUEM transmits it electronically over wires, cable and/or satellite to a post office; the electronic code is printed and hand delivered by the mailman. Mass mailings such as credit card and magazine subscription billings are often sent as Mailgrams.

Earlier this year Tandy made a business agreement with WUEM allowing TRS-80 users to connect via modem to Mailgram service. Tandy has created software that will generate Mailgrams at 300 baud. Included in the package is a credit application to be filled with WUEM. Once a line of credit has been established, mail lists and letter texts

can be input by an 80 into WUEM's central memory bank in McLean, VA. Mass mailings can then be initiated from the TRS-80 keyboard.

Mailgrams may give way to the USPS's E-COM. August 15, 1980 the USPS Board of Governors voted to begin E-COM (Electronic-Computer Originated Mail) service by January 4, 1982.

The original E-COM proposal, which was presented two years ago, suggested using the existing Mailgram equipment to expand the system under complete control of the Post Office. The recent decision will open the supply of electronic transfer equipment, central storage computers and wire carriers to the best bidders. If companies other than WUEM supply the system, the TRS-80 hook-up will probably have to be modified and renegotiated. But 1982 is a long way off in terms of computing and software advancements; many other developments may take place in the meantime.

Public or Private

Right now there is a battle brewing between public and private communications networks. In May, the Federal Communications Commission (FCC) released its decision on the Second Computer Inquiry. In the past the FCC has regulated communications suppliers, such as AT&T. In May, the commission decided to deregulate private suppliers of "enhanced" electronic communications systems. The decision applies to companies such as CompuServe, which offers customers a variety of communication services through their network's central computer bank.

ADVENTURERS! RISE TO NEW DEPTHS!

At Last, 3 Dimensions!

Deathmaze 5000 and Labyrinth are the first in a new breed of adventure. Instead of wandering through the English language, typing GO EAST or GO WEST, you move through a colossal maze represented on the screen three-dimensionally. Hallways recede into infinity or come to dead-ends. Doors open to right and left. Pits open in floor and ceiling. As you encounter objects, monsters, and mayhem, one or two word commands may be used. The command set is extensive and sophisticated. The proper commands allow the solution of problems and the manipulation of objects. The improper choice of words could spell the end. . .

MACHINE LANGUAGE SOPHISTICATION

Deathmaze 5000 and Labyrinth are written in machine language. They are both incredibly fast. All the features expected of great adventures are built in, including SAVE GAME and a blinking cursor. All versions include relocation modules for use with disk systems.

Deathmaze 5000 places you on the top floor of a five story building. Each floor is a maze of twisting passageways. Floors are connected by elevators and open pits. You have but one goal. **ESCAPE ALIVE!** Where is the only door out of this nightmare? Monsters, bats, mad dogs, hunger, and many more horrors plague your every step as you struggle to escape the most complex adventure ever written.

TRS-80 Level II 16K cassette \$12.95

APPLE II or APPLE II PLUS 32K cassette \$12.95

Labyrinth places you in a maze of gigantic proportions. But you are not alone! A minotaur searches for you, seeking a grisly meal. You must find weapons, spells, and treasures. You must deal with ghosts and cave gnomes. You must avoid the minotaur until the moment is right for the final battle.

TRS-80 Level II 16K cassette \$12.95

APPLE II or APPLE II PLUS 32K cassette \$12.95

Med Systems Software ^{✓128}

P.O. Box 2574 Chapel Hill, NC 27514
(919) 933-1990

★ ★ ★ CONTEST ★ ★ ★



REWARD!

This man escaped a fate worse than death. He was the first, but we hope not the last. From his condition, you would never realize that he designed **Deathmaze 5000**. Those few others who survive may send their correct solutions to us. On December 31, a drawing will be held. Six intrepid adventurers will win their choice of three Med Systems programs and a shirt silk-screened with the above logo and the words "I survived Deathmaze 5000". Only the correct solutions are eligible. All judgements final. Please enclose a SASE for return of solutions or notification of correctness. All winners will be contacted directly.

SATISFACTION GUARANTEED!

All Med Systems Software products come with a 14 day moneyback guarantee. If for any reason you are not satisfied, return your order within 14 days for a prompt and cheerful refund.

ORDERING INFORMATION

Orders are processed within two working days. Mastercard and Visa card holders please remember to include the expiration date. We pay all postage and handling within the U.S., Canada, and U.S. territories. European orders please include \$2.00 for air post.

Ask about our other adventures. These include Samurai, Reality Ends, Bureaucracy, and The Human Adventure.

Please send the following 3-D adventures:

☐ Deathmaze (\$12.95) \$ _____

☐ Labyrinth (\$12.95) \$ _____

TOTAL \$ _____

☐ Please send your catalog of programs and products, as well as details of the Deathmaze contest.

Name _____

Address _____

City _____ State _____ Zip _____

Computer:
☐ TRS-80 16K LII

☐ APPLE II or APPLE II PLUS 32K

☐ Mastercard

☐ VISA

☐ check

MC or VISA # _____

Expiration Date _____

PMC-80

Level II 16K at \$645



SOFTWARE COMPATIBLE

- Reads all Level II BASIC tapes
- Reads all SYSTEM tapes
- Full range of peripherals
- Video output for monitor and TV
- Optional FASTLOAD at 8000 baud
- Optional Upper/Lower case


The PMC-80 is a "work-alike" computer to the popular TRS-80* Model I, Level II by Tandy, Radio Shack. The PMC-80 has 16K bytes of RAM and the complete Level II 12K BASIC ROM by Microsoft that makes it 100% software compatible with programs from Radio Shack and from the hundreds of other independent suppliers. The built-in cassette player reads standard Radio Shack programs for the TRS-80*.

Sold through computer stores.

The PMC-80 will operate with any of the many peripherals Radio Shack and other independent vendors have invented to plug into the TRS-80*. Most importantly, the Interface Adapter permits Expansion Interfaces with memory expansion to 48K to be added. An Expansion Interface will also permit the addition of Radio Shack compatible 5¼" disks and disk operating systems, RS 232, printers, etc.

*TRS-80 is a registered trademark of Tandy, Radio Shack.

Personal Micro Computers, Inc. ✓422
475 Ellis Street, Mountain View, CA 94043 (415) 962-0220



Above: The inner sanctum...CompuServe, Columbus. Left: DEC hardware and tape backups at CompuServe.

USPS may not be pleased with the FCC decision, which will allow private competition with their E-COM service. GTE Telecommunications Corp. and Tymnet, Inc., which are common carrier suppliers of wire, telephone lines and satellites for most communications networks, are entering the mass mail market this year.

If the competition becomes too heated, some fear USPS will tie up the deregulated suppliers of electronic mail and the FCC in a judicial battle. Under the Post Office's Private Express Statutes, USPS has sole right to carry letters; and letters are broadly defined as "messages directed to specific persons or addressees and recorded in or on a tangible object."

In the meantime, business and industry are using private computer communications networks in a variety of ways. Perhaps the most common use is interoffice communications. For instance, major airlines use networks for flight reservations. Labor unions are using networks to share wage scale information as pay varies from region to region or company to company. The Green Thumb Project, a network sponsored by the U.S. Department of Agriculture, the University of Kentucky and the Weather Service, is designed to help farmers plan plantings and crop sales.

Through time-sharing networks such as CompuServe Information Service, Columbus, OH and The Source, McLean, VA, micro owners can get into the action. They can send messages to friends and associates, scan electronic editions of daily newspapers, access programming languages, play adventures, get the latest stock reports, copy recipes from *Better Homes and Gardens* and record biofeedback.

Although the computer networks that exist today differ in size, application and complexity, they all are variations on the same theme. Terminals, or micros functioning in the same role, are connected by common carriers to central computer banks. Messages or data travel from the terminal across wire or satellite to the central processing unit of a computer bank. The central computer examines the information, responds to the original terminal, or forwards the information to another computer or terminal.

Suppose for a minute that you have just subscribed to CompuServe Information Service. While you're looking over the latest stock reports, you recall a friend on the West Coast. He too subscribes to CompuServe. You've been meaning to give him a call. You want to tell him that a mutual friend has resurfaced in your area.

Being a clever guy, you decide to send your friend a cryptic line: "Recalled to Life: Smart Hands." How does the message get to San Francisco from New Hampshire?

The message and its address are printed on the CRT. With a modem connected to your micro and the access software loaded, you dial the local CompuServe number. The video page is arranged in a packet of bytes, translated to electronic frequencies, and sets off across the telephone lines at the rate of 300 baud.

At the local exchange, the packet is switched to another line, wire or satellite and travels on to the central computer bank in Columbus. The first few bytes read by the central computer indicate that it is a message to be posted to another subscriber.

"Recalled to Life: Smart Hands" is stored in the West Coast publication's electronic mailbox (file space in the network's main memory that is reserved for a particular subscriber) in Columbus. A confirmation is returned to New Hampshire that the message has been posted.

Sometime later, your friend hooks up to CompuServe from his office in the bay area. The first words that appear on his video display tell him he has mail.

"Recalled to Life: Smart Hands" then takes off on another trip across country. Riding the wires to Frisco, the packet switches to a local line, reaches the modem, is translated from electronic frequencies to binary digits and appears on your friend's CRT. Let him cogitate over this awhile.

Software Connection

Radio Shack is offering retail subscription sales to CompuServe Information Service. It has developed Videotex software which allows micros to function as terminals, and is also retailing the TRS-80 Video-

tex Information Terminal.

The Videotex Information Terminal will be shipped for the first time this month. It is Radio Shack's first dumb terminal, designed specifically to access CompuServe.

A terminal is simply an input/output de-

vice for a network. It can be used to input data and receive and display data or other information from a central, host computer. Dumb terminals can perform only these basics, which are called on-line functions.

Kenneth Bosomworth, president of the

International Resource Development Co. and editor of the *Electronic Mail & Message Systems* newsletter, Washington, D.C., explains that "As you type your name on the keyboard of a dumb terminal, it will appear on the screen. But all alphanumeric inter-

The Columbus



Jeffrey Wilkins of CompuServe, Inc.

In their broad-winged metal helmets and thick-clothed jerseys with chrome badges, the fire crew waits uncomfortably in the lobby. They have come to run a routine monthly check for electrical fire hazards. A closed-circuit TV scans the room, displaying the back of the receptionist who sits in a booth similar to a judge's bench; the firemen shuffling about in their heavy boots on the thick carpeting; the head of security speaking into his walkie-talkie; and a woman carrying a briefcase and camera. This is the foyer of CompuServe, Inc., Columbus, OH.

I am waiting for security clearance, an identification card and publicity director Rich Baker to guide me through the central offices and main computer bank. Baker comes down the wide stairs and introduces himself. The receptionist gives me a nametag that attaches to my lapel.

So Much Security

Even Baker needs permission to enter that part of the building housing the computer bank. For the second time, I question the reason for so much security. Few of the 350 company employees are permitted to enter the computer centers without approved escorts.

Inside, most of the long room is filled with row after row of Digital PDP-10s and PDP-20s—roughly half of the company's 21 mainframes. For backup, every piece of data stored in the PDPs is also stored on reel to reel tape. The blue reels stocked on shelves cover nearly a third of the room. This room and another like it are the heart of CompuServe's computer network.

From the computer bank, I am taken to meet CompuServe, Inc.'s president, Jeff Wilkins. He is surprisingly young to head a company that had revenues of \$20 million in 1979. He has been president of CompuServe for nearly all of its 11-year history.

Wilkins explains the company's birth and development succinctly. CompuServe was originally established as a subsidiary of Golden United Investment Co., to provide the parent company with data processing and to sell the same services elsewhere. In June, 1975, CompuServe spun-off from Golden United and became an independent publically held company. A half of a share sold for \$1 at that time. Within a year the stock split and CompuServe had 12,000 shares outstanding—the same total number of shares Golden United had at that time.

In 1979, CompuServe's stockholders

agreed to sell the company to H&R Block, Inc., the tax preparation company. The purchase was made May 12, 1980. Wilkins believes Block bought CompuServe "to put themselves in a marketplace that is growing faster than the tax markets."

Wilkins' history with CompuServe began in 1970. That year he left Arizona, where he had received his graduate degree in electrical engineering, and where he and friends had established a solid business designing and building home alarm systems.

"My father-in-law was involved in the holding company that started CompuServe. He wanted me to come out right away and start the data processing company. The difference between electrical engineering and computing didn't occur to him. I told him that I didn't know anything about computing, but I had a friend who did."

Third Employee

That friend was the first employee of CompuServe. Wilkins was its third. "I liked what I was doing in Arizona," Wilkins said. "I enjoyed having my own company, so I really didn't want to come out, although by this time both my friend and my father-in-law were really urging me to come."

Finally Wilkins was offered \$1.5 million in equity to get CompuServe started. He decided to take a closer look at the prospects. "I set down the ground rules—I'd have complete control." He accepted the position and moved to Columbus.

Wilkins has maintained the same degree of control since the merger with H&R Block. "I'm still the Chief Executive Officer and am responsible for making decisions about strategy and growth. The main difference is that instead of reporting to the board of directors at CompuServe, I report to H&R Block's executive vice president and am a member of their board."

"One of the things I've always enjoyed about this business is how quickly it

pretation is done by the host which returns the information to the CRT or printer."

But some terminals have more intelligence.

When a terminal is not linked to a central computer, it is off-line. If a terminal can per-

form off-line functions, it is an intelligent terminal. The number of off-line functions can vary from basic editing to the general purpose applications of a microcomputer.

The generic term "videotex" refers to uniform screen formatting for purposes of data

transmission. Tandy's Videotex products format screens of 32 characters across by 16 lines deep. These dimensions should reproduce on any CRT without dropping any characters.

Walter Parkerson, who wrote the soft-

Connection

changes. You have to have the ability to anticipate, to be two or three years ahead of the market." From data processing, CompuServe expanded into a service offering a combination of hardware and software to business and industry.

CompuServe's bread and butter has come from over 650 customers in business and industry. Time and time again, their publicity refers to their many Fortune 500 clients. In businesses as diverse as mining, investment banking and fiberglass, their customers include AMAX, Greenwich, CT; Goldman Sachs, New York, NY; and Owens Corning Fiberglass, Toledo, OH. Government agencies, such as the Department of Transportation, are also clients.

AMAX, a company which is between 35 and 40 on Fortune's list of giants, has annual sales of approximately \$4 billion and profitability, of about a half billion, according to their director of research, John Thornton. CompuServe has maintained the company's hardware and software, and provided an international communications system since 1973. The communications system hooks up 350 computers around the world, including about 15 which are located underground in mines. Thornton believes, "CompuServe is one of the best—if not the best—time-sharing companies in the country."

Referring to CompuServe's industrial and business background, Wilkins states, "As we watched the industry develop, it became apparent that these new applications would lend themselves to a consumer market."

Under CompuServe, Inc.'s umbrella, the CompuServe Information Service (formerly called MicroNet) offers consumers—micro and terminal owners—information and communications facilities through the company's time-sharing network. The rate for the service is five dollars per connect hour.

Under the heading of news, Associated Press (AP) wire service, electronic edi-

tions of several newspapers; recipes and meal planning from *Better Homes and Gardens*, and the Tandy/Radio Shack newsletters are available.

Communications services include the ability to post and store messages electronically, and a network bulletin board which serves the same function as classified advertising.

A category of services designed specifically for computer hobbyists offers games, software catalogs, programming languages, etc. (The hobbyists' time sharing service is now called MicroNet—just to make things confusing.)

Presently, Radio Shack is the only retail outlet for CompuServe Information Service subscriptions. Radio Shack's outlets are selling the subscriptions along with the software to allow all micros to access the network. Starting kits assign user identification numbers and passwords.

In another effort to reach the consumer market, CompuServe Information Service will also be offered via cable TV. A pilot of a two-way cable service is being conducted by Warner/Amex, CompuServe Inc., and Atari, Inc. Warner/Amex, Columbus, OH, owns Qube, the interactive, two-way cable TV station which will carry the service.

High Level Technical Skills

CompuServe Information Service is a logical extension of the company's products, yet Wilkins points out that it requires a different mix of skills than setting up industrial research or communication systems.

"CompuServe has been successful because of the high level of technical skills. Even in the beginning, our technical skills were high, but marketing was low. We have been able to move into the personal computing market so easily because of our technical people.

"Part of my job here is to keep a good mix between the wizards and the suede shoe boys, or between the machine-ori-


ented people and the people-oriented people.

"Nobody knows the size of the personal computing market yet; nobody knows what's going on out there. But I don't think there's room for very many players right now—although there may well be, if the market continues to grow.

"There are two things every consumer wants to know about anything he can buy: What does he get from it? And how much does it cost? The changes that will come to microcomputing because of computer networks will be evolutionary in nature. They will be brought on by the market, not by technology. There is still not a mass consumer market."

With names like Goldman Sachs, the Department of Transportation and AMAX on the satisfied customers list, consumer and hobbyist markets are just the tip of CompuServe's iceberg. It's these business and industry giants that account for the routine fire checks, the plush carpeting and the maximum security measures.

by Nancy Robertson
80 Staff



Versatile Information Manager

Thinking of buying specialized programs for applications such as mailing lists, inventory, or maintaining personnel records? VIM can perform these and many other tasks, and the best part of it is that you only pay for it once!

Simplify the task of maintaining your data by putting VIM to work on your system. VIM is very easy to use and its flexibility will permit you to perform a great variety of data processing jobs with no extra programming. It runs on the TRS-80* Model I, 32K (or more) disk based system.

MODULE 1 (database manager) \$59.95

- database definition with up to 240 character records and 30 fields
- alphanumeric and numeric fields
- add, update, and delete records
- search on any fields or their combinations using 3 logical and 10 relational operators
- modify, unload, or delete records retrieved by a search

MODULE 2 (sort utility) \$29.95

- written entirely in assembly language for fast operation
- sort on any combination of fields in ascending or descending order

MODULE 3 (report generator) \$29.95

- user defined record and page formats
- optional summary for numeric fields

VIM (modules 1-3 and 100+ page manual) \$99.95

Add 2% shipping and handling
Dealer inquiries invited

FOR MORE INFORMATION WRITE: ✓307

MICROCOSM INC.

P.O. Box 2034 Dearborn, Mi 48123

*Trademark of Tandy Corp.

PUREZZAP

is a machine language, highly advanced disk sector modifier. Incorporating 4 additional utilities most desired by users. 35 or 40 track. 1 or 2 drives.

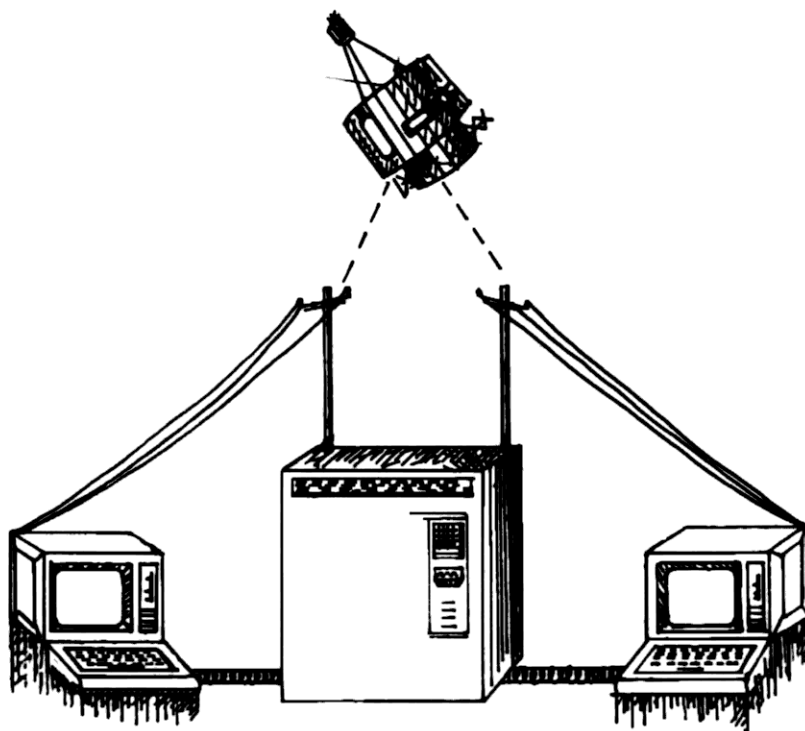
- Zero out all unallocated sectors.
- Zero out all killed directory entries.
- Hash code displayed upon entering any filespec.
- Instantly kill format, copy, basic and all system files except boot and dir.
- PUREZZAP reads, modifies and writes any sector.
- Lightning fast cursor movements in 4 directions whether modify mode or not.
- Instant toggle between drives.
- Continues sector compare of any two locations.
- Continues search for the occurrence of any byte.
- Automatic single or multiple duplication of a modified byte.
- Forward or backward 1 to 9 sectors at a time >>instantly<<.
- Fantastic, easy to read, visual display with the relative byte position displayed and updated *continuously* during any function.
- A super menu and more with easy to understand documentation.

Shipped within 24 hours on a diskette for only \$12.95. Add \$1.00 for handling in USA—\$3.00 outside.

Make check or money order payable to:

COMPUTER CONSULTANTS
9411 Cedartree Rd.
Downey, California 90240

✓220



ware for Radio Shack's Videotex terminal, says it could be called "a limited intelligence terminal." For video display the terminal plugs into any television set via the antenna outlet. It can be attached to a printer as well. The terminal has a built-in modem and comes with either 4K or 16K memory.

Before it goes on line, the memory can be filled with whatever you wish to save or transmit. After communicating with the computer bank, it will save all of what has been received—unless the buffer capacity is exceeded. On the 4K model, that is eight video pages. On the 16K, it is 32. Each video page consists of 512 bytes and forms a packet when it is transmitted.

Tandy's interest in terminals relates to the computing industry's crystal ball. The Yankee Group, Cambridge, MA runs a profitable business prophesying what will come next in electronic communications. They are one of several voices predicting that home users will be interested in network communications, but not necessarily in computing. Editor Bosomworth points out that "The general purpose nature of microcomputers requires more training than terminals designed for specific communications needs."

At CompuServe, where both terminals and micros fit into the network, Rich Baker, public relations coordinator, has a different perspective. "I think you're going to see information terminals catch on. Terminals are more consumer oriented. You don't need to know as much computer talk to operate them. And they'll be less expensive . . . Tandy's target price for the Videotex terminal is \$199. Plus, terminals are easy to hook up to networks . . . Personal comput-


ers will still be providing something for those people who are interested in computing."

President Lewis Kornfeld suggests that Radio Shack may be considering other terminals. "Videotex is on the market by itself simply because it's come out before anything else. We are considering other things along the same lines, but it's a fast moving world out there—and hard to predict."

The Yankee Group released several of their forecasts prior to a recent symposium on The Home Information Utility. If they are correct, the computerized home environment of the near future will be similar to the home described by E. M. Forster in "The Machine Stops." In their newsletter, *Yankee Ingenuity*, they printed the following example of the effect of computer networks on daily life:

"You will have programmed your home that you are awake. Your flat screen television monitor will switch on . . . It will tell you that you are scheduled to depart on AA Flight 156 to San Diego. Your home will have already called the Sabre System and found that the departure time is delayed 40 minutes. It will tell you the best route to the airport to avoid the traffic, the weather in San Diego, your agenda for the day, who you are meeting, and the overnight quarterly results of your division."

Back in the networks and information communications of the present, your hypothetical friend on the West Coast has posted a response to your cryptogram: "Vive les digits!" ■



Puts sophisticated business strategies at the fingertips of all TRS-80 Level II owners! **FINPLAN: A Financial Planning Program for Small Businesses** is the most complete financial planning program available.

Here's why . . . **Developed by an expert:** The author, Robert Montgomery, is president of a management consulting firm and a recognized authority on new product planning. **Easy to use:** Data can be entered from normal balance sheet statements. Within seconds, **FINPLAN** will provide financial projections for up to 5 years. **Versatility:** Are you thinking about modernizing equipment, expanding into a new product line, or starting a new business from scratch? Will your plans run you out of business, out of cash, or on to the Fortune 500 list? **FINPLAN** will answer these and other financial questions before you invest a dime. **Extensive documentation:** You don't have to be a financial wizard to use **FINPLAN** because it comes with 80 pages of documentation.

Presented in a step-by-step format, the documentation is a great learning tool for those who need it or a dynamic applications tool for getting the most out of **FINPLAN**. And, **FINPLAN** is reasonably priced. #05103, TRS-80 Level II cassette, \$69.95; #05108, TRS-80 Level II Disk, \$74.95.

**Available at your
local computer store!**

or Call Toll Free, 24 hours a day,
(1-800-827-3777, ext. 302)* TO CHARGE
YOUR ORDER TO Master-Charge or Visa!
Minimum order is \$10.00; Customer pays
postage and handling.

*From Missouri, call 1-800-892-7655, ext. 302

Hayden Book Company, Inc.
50 Essex Street
Rochelle Park NJ 07662

The essence of variables.

Into the 80's

I. R. Sinclair
89 Alexandra Road
Sible Hedingham
Halstead, Essex
CO9 3NP

Now that we've been over the methods of CSAVE and CLOAD, we can take steps which lead to longer programs. I am going to explain the programming methods which you'll find in longer programs, and show some short examples which you can use in programs of your own.

Are you ready for the Force? The instructions we're going to look at this month are among the most powerful instructions in BASIC, and your TRS-80 has one of the most complete BASICs I know.

The IF... THEN Statement

The IF... THEN... ELSE instruction allows a computer to make a comparison and a decision. The comparison will be between two quantities, strings or numbers, and the decision will be about what to do next. The best way to show how this works is with an example (Listing 1). Let's go through it carefully.

Lines 10 through 60 print out the rules of a very simple game. A lot of improvements can be made, and we will need to make them if we want the game to be interesting, but for the moment, let's take just one step at a time.

The new parts of the program start at lines 70 through 90. The program prints the word LION and waits for your reply to be

typed and ENTERED in line 80. The reply which you type becomes the variable N\$, which can now be compared with the correct answer, which is the word PRIDE. Line 90 does just this: If you typed PRIDE, correctly spelled, then N\$ = "PRIDE", and the program will print the words WELL DONE and end.

If you typed anything but PRIDE, the rest of line 90 is ignored, and the program shifts to line 100 to tell you that your answer is wrong. You are then asked to try again, and the program returns to line 70 by using the command GOTO 70.

Try it, giving a correct answer on one run and an incorrect answer on the next run, so you can see how the computer treats these different cases.

Meanwhile, what about ELSE, which only a few computers feature in their BASIC? The BASIC statement in line 90 used only IF... THEN. If N\$ = "PRIDE", then the program goes on to complete the other instructions in line 90. If N\$ is not "PRIDE", then the rest of line 90 is ignored and the next line executed is line 100. That last section of line 90 is rather important, incidentally. If you omit the :GOTO 120, when you answer PRIDE the computer would print:

```
WELL DONE  
WRONG, I'M AFRAID - TRY AGAIN  
LION ?
```

A correct answer should stop this simple program, and only an incorrect answer should permit the entry of another answer. You have to remember when you write a program that unless you command it otherwise, the program will always step from one line to the next in numerical order.

The ELSE Command

That big, big BASIC of the TRS-80, however, lets you write lines 90 through 120 in a much shorter form, which is shown in Listing 2. This can now be the last line in the program. Type in DELETE 100-120, hit ENTER and then type in your new line 90. Try it; this time, if N\$ is not "PRIDE", the rest of the line is ignored only as far as ELSE, then the section after ELSE is carried out. Using IF-THEN-ELSE in this way can save a number of lines in your program.

Computer Comparisons

In addition to the use of IF-THEN-ELSE, another innovation is the use of the equality sign in the expression IF N\$ = "PRIDE". This is not quite the same use of the equality sign that we've used until now. When we have a command like IF N\$ = "PRIDE", the computer compares the two stored strings, N\$ and PRIDE, letter by letter, to determine whether they are identical. If one string has a space or a comma or a period and the other hasn't, then they're not identical. We'll later look at ways around that problem.

The equality sign comparison isn't the only one which can be made. We can also write IF N\$ > "PRIDE" or IF N\$ < "PRIDE", though these statements would not be used in this game. The > sign means greater than, and when it's applied to a string it means that the word used for N\$ would come later in an alphabetical index than the word PRIDE. For example, if N\$ = "ROAR", then it comes later in a list than PRIDE, because R follows P in the order of the alphabet. If N\$ = "PRUDENT", it also comes later, because U comes after I in the alphabet, even though both words start with PR. The < sign means less than, and

"Some owners of other computers would give both ears and a tail for the TRS-80's edit facilities."

works exactly in reverse. To complete the story, we can combine these symbols as shown in Table 1.

Clearing Methods

Since we're writing programs of 12 lines and more, we need to be able to clear one program (after using CSAVE to preserve it) in order to start all over again with another program. Type NEW and hit ENTER—it's that easy. This doesn't actually erase the program the way you can erase a tape, it erases only the instructions inside the computer which act as a signpost to the start of the program. Your old program is completely wiped out when you enter a new one of the same length or longer, or when you switch the computer off and on again later.

Some owners of other computers would give both ears and a tail for the TRS-80's edit facilities. We're not going to cover all of the editing methods at once, but it's time you met the main one.

With your program set up, type EDIT 70 and hit ENTER. This will result in the number 70 being displayed on the screen with a cursor (dash mark) beside it. Press the space bar and release it, and the cursor moves right. Press again, and the first letter of PRINT appears. Another press and the second letter appears. Looks as if you're typing all these letters with the space bar, doesn't it? The backshift arrow (←) allows you to go back until just the number shows, the space bar allows you to go forward to show more of the instruction.

Space bar your way to the end of the line and then backspace until the last quotation marks disappear but you can still see the entire word LION. Press the letter I on the keyboard, but don't hit the ENTER key. Backspace until the L of LION disappears, leaving only the first quotation marks visible. Now type the word WHALE and hit ENTER. The line should read:

```
70 PRINT "WHALE"
```

The new word has been inserted (I for INSERT) between quotation marks. In this example, we first had to delete by backspace

Sign	Meaning
=	exactly equal to
A<B	A less than B (earlier in the alphabet)
A>B	A more than B (later in alphabet)
A<>B or A<B	A not equal to B
A<=B	A less than or equal to B
A>=B	A more than or equal to B

Table 1

```
10 CLS
20 PRINT@26,"COLLECTIVES"
30 PRINT:PRINT"I SHALL GIVE YOU THE NAME OF A CREATURE.
"
40 PRINT"I SHALL THEN ASK YOU THE NAME FOR A GROUP OF S
UCH CREATURES"
50 PRINT"FOR EXAMPLE - WOLF"
60 PRINT "YOUR REPLY SHOULD BE - PACK. NOW TRY ---"
70 PRINT "LION"
80 INPUT N$
90 IF N$="PRIDE" THEN PRINT "WELL DONE":GOTO120
100 PRINT "WRONG, I'M AFRAID - TRY AGAIN"
110 GOTO 70
120 END
```

Program Listing 1

```
90 IF N$="PRIDE" THEN PRINT "WELL DONE":END:ELSE PRINT
"WRONG - I'M AFRAID, TRY AGAIN":GOTO70
```

Program Listing 2

```
10 CLS
20 PRINT@26,"COLLECTIVES"
30 PRINT:PRINT"I SHALL GIVE YOU THE NAME OF A CREATURE"
40 PRINT"I SHALL THEN ASK YOU THE NAME FOR A GROUP OF S
UCH CREATURES"
50 PRINT"FOR EXAMPLE - WOLF"
60 PRINT"YOUR REPLY SHOULD BE - PACK. NOW TRY-----"
70 READ Q$,A$
80 PRINT Q$
90 INPUT N$
100 IF N$=A$ THEN PRINT "WELL DONE":GOTO 70:ELSE PRINT
"WRONG, I'M AFRAID - TRY AGAIN":GOTO80
110 DATA "LION","PRIDE","WHALE","SCHOOL","FISH","SHOAL"
,"SHEEP","FLOCK","COWS","HERD","GEESE","GAGGLE"
```

Program Listing 3

```
10 CLS:A=0:S=0
20 PRINT@26,"COLLECTIVES"
30 PRINT:PRINT"I SHALL GIVE YOU THE NAME OF A CREATURE"
40 PRINT"I SHALL THEN ASK YOU THE NAME FOR A GROUP OF S
UCH CREATURES"
50 PRINT"FOR EXAMPLE - WOLF":PRINT"YOUR REPLY SHOULD BE
- PACK"
60 PRINT"YOU ARE ALLOWED THREE TRIES. AFTER THE THIRD I
NCORRECT ANSWER":PRINT"YOU WILL BE SHOWN THE CORRE
CT ANSWER AND ASKED THE NEXT QUESTION"
70 READ Q$,A$:T=1
75 IF Q$="Z" THEN 120
80 PRINT Q$:IF T=4 THEN PRINT "ANSWER IS ";A$;:PRINT:GO
TO70
90 INPUT N$:A=A+1
100 IF N$=A$ THEN PRINT "WELL DONE":S=S+1:GOTO70:ELSE P
RINT "WRONG, I'M AFRAID - TRY AGAIN":T=T+1:GOTO80
110 DATA "LION","PRIDE","WHALE","SCHOOL","FISH","SHOAL"
,"SHEEP","FLOCK","COWS","HERD","GEESE","GAGGLE","Z"
,"Z"
120 PRINT:PRINT"YOUR SCORE IS ";S;" IN ";A;" ATTEMPTS":
END
```

Program Listing 4

ing after the I had been pressed, but it's also possible to add letters, spaces or whole words into a line by using the I key and then typing in the new material. You can alter a line as much and as often as you like in this manner, but if you interrupt a program to alter a line, you will have to reRUN the program from the beginning.

Now that we've changed line 70, we need also to change line 90. Type EDIT 90 and hit ENTER. Use the space bar to step along to

the E of PRIDE, then press the I key. Step back, using the back arrow, until the P of PRIDE has disappeared, then type in SCHOOL and hit ENTER. Line 90 should now have "SCHOOL" in the place of "PRIDE", and the program makes sense again.

Increase the Beasts

One of the problems of our program in Listing 1 is that it's limited, to say the least;

not the sort of thing that's likely to hold your interest on a long rainy afternoon. Perhaps we can use a new instruction to pep things up a bit, starting with a method for using more animals.

Look now at Listing 3. There's a new instruction in line 70, READ Q\$,A\$. The READ instruction tells the computer to look for data, and the data must always be labeled by starting with the word DATA. There's no comma after DATA, but there must be a comma after each word in the list except for the last one. Because we're asking the computer to read string variables from this list, we have to enclose each word in the list within quotations. Where the comma after each word is *not* inside quotation marks, it indicates to the computer where each word ends.

In line 70 the computer assigns values to the string variables Q\$ and A\$. First time around, it makes Q\$ identical to LION and A\$ identical to PRIDE. To do this, the computer simply makes the first string variable, which is Q\$, equal to the first word read from the data line, and the second string variable, A\$, equal to the second word read from the line. We can have a line 70 which looks like this:

```
70 READ Q1$,A1$,Q2$,A2$,Q3$,A3$
```

This would have read three sets of question and answer words, or we could have read all six sets in one operation.

As it is, we chose to read just one question and one answer in line 70, and in line 80 we print the question word. Since Q\$ is assigned to LION in line 70, that's what comes up on the video screen. We don't ask for the answer word (A\$) to be printed, so it isn't. At line 90 you're asked to input your answer, and line 100 then compares your answer with one, PRIDE, which has been taken from the list.

We've made a few changes in line 100, also. If your guess is correct it is announced on the video screen, and the instruction GOTO70 tells the computer to read another pair of words. That's what makes this READ ... DATA pair of instructions so useful, each READ is a new one, with new information coming in from the data line or lines. This time, Q\$ is set equal to WHALE, and A\$ is set equal to SCHOOL. See why we call these quantities variables? We vary what they are set to each time, instead of leaving them set for all time.

Looks a bit more interesting now, doesn't it? You can use as much data as your computer has space for (and your typing fingers will really ache before you fill up the 16K TRS-80 with data). Your TRS-80 won't let you type more than a total of 255 characters

*A trademark of the Tandy Corporation



A year ago, when nobody had ever heard of me, I said these disks could turn a TRS-80* into a serious computer.

Now they tell me I'm "the standard of the industry."

I'm Irwin Taranto, and times have changed.

In the first twelve months, almost a thousand businesses put me to the test.

You can buy my TRS-80 systems all over the country — dozens of companies sell them. Some are my dealers, some aren't. And this creates a new set of problems.

You see, learning to use a computer — any computer — is like learning anything else. It takes some getting used to. If you sit down with a computer program and the manual and try to figure it out all by yourself, you'll probably just give up and feel you've been had.

You have to hang in there for a month, make a few phone calls, and have somebody who really understands the system help you work it out.

That's why I still answer the phone. And why, I guess, people say all those nice things.

The Model I systems

So far, I have six systems for the Model I, at \$99.95 each, plus \$20 each for the books where required. For the Cash Journal option on the General Ledger, add another \$50.

Accounts Payable
Accounts Receivable
Invoicing

General Ledger (Cash Journal optional)
Payroll
Inventory Control

And the Model II programs

Some brand new, highly-sophisticated programs for the TRS-80 Model II, at \$249.95 each, plus \$20 for the book where required.

General Ledger/Cash Journal
Accounts Payable/Purchase Order
Accounts Receivable/Invoicing
Payroll/Job Costing

For the Model I programs, you can tell us what you need in a letter or by phone. You get the disk and all the instructions you need. Any problems, just call me.

For the Model II programs, I ask you to fill out a questionnaire before I send you any materials. The systems have so much flexibility we tailor them to your needs.

That way, I make sure you get a system that works. If you have any doubts about that, I'll give you the names of some people in your area who've already been through the process.

Let them tell you whether I really deserve that fancy new reputation.

✓ 45

Taranto
& ASSOCIATES, INC.

121 Paul Drive, San Rafael CA 94903 • (415) 472-2670.
Add \$4.00 per order for handling. 6% sales tax in California only. Master Charge, Visa, C.O.D.

the electric pencil IITM

©1980 Michael Shrayner

for the TRS-80 Model II* Computer



The Electric Pencil is a Character Oriented Word Processing System. This means that text is entered as a continuous string of characters and is manipulated as such. This allows the user enormous freedom and ease in the movement and handling of text. Since lines are not delineated, any number of characters, words, lines or paragraphs may be inserted or deleted anywhere in the text. The entirety of the text shifts and opens up or closes as needed in full view of the user. Carriage returns as well as word hyphenation are not required since each line of text is formatted automatically.

As text is typed and the end of a screen line is reached, a partially completed word is shifted to the beginning of the following line. Whenever text is inserted or deleted, existing text is pushed down or pulled up in a wrap around fashion. Everything appears on the video display screen as it occurs thereby eliminating any guesswork. Text may be reviewed at will by variable speed or page-at-a-time scrolling both in the forward and reverse directions. By using the search or the search and replace function, any string of characters may be located and/or replaced with any other string of characters as desired. Specific sets of characters within encoded strings may also be located.

When text is printed, The Electric Pencil automatically inserts carriage returns where they are needed. Numerous combinations of Line Length, Page Length, Character Spacing, Line Spacing and Page Spacing allow for any form to be handled. Right justification gives right-hand margins that are even. Pages may be numbered as well as titled.

the electric pencil

—a Proven Word Processing System

The TRSDOS versions of The Electric Pencil II are our best ever! You can now type as fast as you like without losing any characters. New TRSDOS features include word left, word right, word delete, bottom of page numbering as well as extended cursor controls for greater user flexibility. BASIC files may also be written and simply edited without additional software.


Our CP/M versions are the same as we have been distributing for several years and allow the CP/M user to edit CP/M files with the addition of our CONVERT utility for an additional \$35.00. CONVERT is not required if only quick and easy word processing is required. A keyboard buffer permits fast typing without character loss.

	CP/M	TRSDOS
Serial Diablo, NEC, Gume	\$ 300.00	\$ 350.00
All other printers	\$ 275.00	\$ 325.00

The Electric Pencil I is still available for TRS-80 Model I users. Although not as sophisticated as Electric Pencil II, it is still an extremely easy to use and powerful word processing system. The software has been designed to be used with both Level I (16K system) and Level II models of the TRS-80. Two versions, one for use with cassette, and one for use with disk, are available on cassette. The TRS-80 disk version is easily transferred to disk and is fully interactive with the READ, WRITE, DIR, and KILL routines of TRSDOS.

TRC	Cassette	\$ 100.00
TRD	Disk	\$ 150.00

✓ 255



Features

TRSDOS or CP/M Compatible * Supports Four Disk Drives * Dynamic Print Formatting * Diablo, NEC & Gume Print Packages * Multi-Column Printing * Print Value Chaining * Page-at-a-time Scrolling * Bidirectional Multispeed Scrolling * Subsystem with Print Value Scoreboard * Automatic Word & Record Number Tally * Global Search & Replace * Full Margin Control * End of Page Control * Non Printing Text Commenting * Line & Paragraph Indentation * Centering * Underlining * Boldface



*TRS-80 is a registered trade mark of Radio Shack, a division of Tandy Corp.



MICHAEL SHRAYNER SOFTWARE, INC.
1198 Los Robles Dr.
Palm Springs, CA. 92262
(714) 323-1400

**BEST SELLING INFORMATION
MANAGEMENT SYSTEM IN
MICROS TODAY!!**

SELECTOR III-C2

- Powerful
- Creates and Maintains Multi-key data bases.
- Prints **FORMATED, SORTED REPORTS** with numerical summaries.
- Source code supplied
- Prints **MAILING LABELS** — and more!
- Comes with **APPLICATIONS PROGRAMS** including:

- Sales Activity
- Inventory
- Payables
- Receivables
- NAD
- Expense Register
- Checks Register
- Client/Patient Record
- Appointments
- Library

File management and report writing modules contain linkage to user subroutines to add virtually any special purpose application.

STATE OF THE ART in information management systems!

NEW — "Ready-to-run" version for the TRS-80® Model I, only from Business Microproducts. Also available for Model II.

Requires CP/M operating system or derivative and CBASIC2.

Offered on 5 1/4" or 8" all versions... **\$295.***
CBASIC2 with Selector Purchase... **\$75.***

TRSDOS→CP/M

FILE TRAN

"BRIDGES THE GAP"

- Machine language **COM FILE** directly compatible with your CP/M system
- Automated Terminal Configuration
- Memory displayed in both **HEX and ASCII**
- Any disk Sector Selected and displayed in both **HEX and ASCII**
- Transfers both data and program files by file name byte by byte
- And more
- Newly created files scanned for potential errors between level II **BASIC & MBASIC 5.0** or later
- CP/M files scanned for any selected string
- Searches any program for all occurrences of any string
- Generates a variable cross reference. Invaluable feature for any system level conversion and debugging
- Displays both **CP/M & TRSDOS** directories

From CP/M: TRSDOS now available for TRS-80 Model I
Both directions..... **\$149.00**

FILETRAN Disk and Manual **\$99**
Manual alone (manual price credited to system) **\$20**

BUSINESS MICROPRODUCTS

A DIVISION OF THE READY CORPORATION

LIVERMORE FINANCIAL CENTER

609 S LIVERMORE AVE • Livermore, CA 94550

(415) 449-4412

VISA

M/C

*** NEW * NEVADA COBOL**

- ✓ A **POWERFUL** subset of ANSI-74
- ✓ A **PRICE** that's **UNBEATABLE**—\$99
- ✓ **EXTENDED** arithmetic & I/O features
- ✓ **FAST** compilation and execution
- ✓ **EASY** to use — Generates small executable object modules
- ✓ **UNIQUE** — Easily understood error messages
- ✓ **CP/M** compatible
- ✓ Also available **ON TRS-80 CP/M**
- ✓ **REQUIRES** only **16K-RAM**
- ✓ Designed for **PORTABILITY**

STANDARD FEATURES

- Random access file structure
- Sequential files — Fixed and variable length
- Debugging capability
- Copy statement
- Data types & character string. 16 Bit Binary and packed decimal (Comp-3)
- 18-Digit accuracy
- Hexadecimal non-numeric literals
- Powerful editing
- Interactive accept/display

Offered on both 5 1/4" and 8" diskette, all versions **\$99***

*CA residents add 6% sales tax.
Continental shipping \$3.00. Allow 2 weeks delivery.

TRS-80 is a trademark of the Tandy Corp
CP/M is a trademark of Digital Research

THE FIRST TRS-80® COMPATIBLE COMPUTER WITH HIGH DENSITY COLOR GRAPHICS!



LNW80

PC BOARD **\$89.95**

LNW RESEARCH

LNW RESEARCH 3183-E AIRWAY AVE COSTA MESA CA 92626 714-552-8946

Ask about our : Keyboard cabinet
Leadex VIDEO 100-80

LNW RESEARCH introduces the LNW80, a high performance color computer, compatible with the TRS-80™ Model I. The fully integrated LNW80 is a sophisticated and versatile microcomputer with the following powerful features.

COMPATIBILITY

Hardware and software compatible to the Radio Shack TRS-80™ Model I computer, provides the widest software base of any microcomputer. Cassette interface; expansion bus.

DISPLAY

Quality upper and lower case display.

Two modes of color graphics, high resolution graphics, 384 x 192 in eight colors—higher density than the Apple II.* Low density color graphics of 128 x 192 are also available in eight colors.

High resolution—black and white graphics—of 384 x 192 mixed with text and TRS-80™ standard graphics.

Reverse video, composite video RF output.

PERFORMANCE

The LNW80 utilizes the fast Z-80A microprocessor which executes at a speed of 4 MHz—over twice the speed of the TRS-80™ Model I.

NEW

EXTERNAL DATA SEPARATOR

ASSEMBLED AND FULLY TESTED

\$14.95

SOME SOLDERING REQUIRED

SYSTEM EXPANSION
AT **\$69.95** [PC BOARD & USER MANUAL]

- SERIAL RS232C/20mA I/O
- FLOPPY CONTROLLER
- 32K BYTES MEMORY
- PARALLEL PRINTER PORT
- DUAL CASSETTE PORT
- REAL-TIME CLOCK
- SCREEN PRINTER BUS
- ONBOARD POWER SUPPLY
- SOFTWARE COMPATIBLE
- SOLDER MASK, SILK SCREEN

ORDERING INFORMATION

Add \$3 for postage and handling.
CA residents add 6% sales tax



"We still don't have a really satisfactory program yet. For one thing, there's no end...."

on a line, so if your words (or numbers, of course, if you use number data) need another line...

There are rules about this, as you might expect. The last word in a line must not have a comma following it, and the next line must start with a line number which is greater than the line number of the previous line. After the line number, you must type in the word DATA, then the first data word for the line, a comma, the next data word and so on.

The computer always reads the data in order, starting with the lowest numbered line. There is no simple command which will fetch word number six, for example, although such a command would be very useful to have. Later we'll see how we can get around this limitation.

We still don't have a really satisfactory program yet. For one thing, there's no end to the program. It simply reads data until the last word has been read, and then you get an error message—OD (out of data). If you can't answer one of the questions, the program simply sticks, going back to line 80 from line 100 until you answer correctly or switch off in disgust.

Change Your Game

We need a few changes. First, we need to be able to stop the program when all six sets of words have been used. Secondly, we need to be able to limit the number of wrong answers so that the program doesn't stick. Finally, it would be useful to keep some sort of score.

You may not realize it, but you know one method by which to make these changes. The obvious method is to use counting variables which start at zero or unity and are increased by one (incremented) at each loop of the program.

Start by counting the number of times a set of questions and answers is read from the lines. Do we need to count this? Counting is one way of solving the problem, but there's another one: Put in a final pair of data items, and make the computer reject them. There's no animal called Z, and it doesn't hunt in Zs, so we can add Z,Z to the end of the line. We don't want to print Z, so we'll intercept this data, called a terminator, between reading in line 70 and printing in line 80:

75 IF Q\$ = "Z" THEN END
110 DATA "LION","PRIDE",...,"GEESE","GAGGLE","Z","Z"

We have to put both Zs in the line, because the READ statement in line 70 always reads two strings. If there's only one, we'll get that OD error message again. This is a much more satisfactory way of terminating a read than by counting the number of sets

of reads, because it lets us add to the data easily, by inserting more data between the gaggle and the Z; if we had used a count, we should also have to change the count number.

We now have the problem of the program looping around line 80 through 100 and back when you can't answer. Let's allow three tries only, and if all are wrong, we print the correct answer and fetch the next pair of words.

How do we do that?

First of all, we must select a letter to represent the number of tries; T looks useful, as it will remind us of t for try. A letter which reminds you of what you are trying to do makes life a lot easier when you are designing and redesigning the program, or when someone else is trying to understand it. We want to allow one attempt whenever a pair of names is read, so we need to make T take the value of unity each time data is read.

FREE
OSBORNE/McGraw-Hill
"Buy 2 get 1 free"
Ad #7
out our new items.

DISCOUNT SOFTWARE 440

P.S.—We want to be your software source. Give us the opportunity to beat any nationally advertised price!

CP/M

	DISK WITH MANUAL	MANUAL ONLY
OSBORNE II		
General Ledger #	\$ 59/\$20	
Acct Rec/Acct Pay #	\$ 59/\$20	
Payroll w/Cost #	\$ 59/\$20	
Buy 2 get 1 free	\$118/\$57	
All 3 & CBASIC2	\$199/\$71	

DIGITAL RESEARCH*	
CP/M* 2.2 Northstar	\$149/\$25
CP/M* 2.2 Cromemco	\$189/\$25
CP/M* (other versions) Call	
PL/I-80	
Mac	\$ 85/\$15
Sid	\$ 85/\$15
Z-Sid	\$ 95/\$15
Tex	\$ 70/\$15
Despool	\$ 50/\$10

MICROSOFT	
Basic-80	\$289/\$30
Basic Compiler	\$324/\$30
Fortran-80	\$384/\$30
Cobal-80	\$594/\$30
Mu Math	\$224/\$30
Mu Lisp	\$169/\$25

MICRO DATA BASE SYSTEMS	
HDBS	\$250/\$40
MDBS	\$750/\$40
Other	Call

S.O.F.T.W.A.R.E.	
Microtax* †	
Federal individual	\$749/\$50
Federal corporate	\$249/\$25
State individual	\$249/\$25
C.P.A. Plus	
Client Write-up	\$995/\$95
Time Billing	\$995/\$95
Business Plus†	
General Ledger	\$ 79/\$25
Accounts Receivable	\$ 79/\$25
Accounts Payable	\$ 79/\$25
Payroll	\$ 79/\$25
All 4	\$269/\$99

SUPERSOFT	
Forth (8080 or Z80) †	\$129/\$25
Diagnostic I.	\$ 49/\$20
Other disk software	less 10%

SOFTWARE WORKS	
Adapt	\$69
Ratfor	\$86

CP/M users: specify disk systems and formats. Most formats available.

COMPUTER PATHWAYS	
Pearl (level 1) #	\$ 99/\$25
Pearl (level 2) #	\$299/\$25
Pearl (level 3) #	\$549/\$25

MICROPRO	
Word-Star (Ver. 2.0)	\$349/\$40
Word-Star	
/Mail-Merge	\$489/\$65
DataStar	\$279/\$35
Word-Master	\$119/\$25
SuperSort I	\$199/\$25
SuperSort II	\$169/\$25
SuperSort III	\$119/\$25

PEACHTREE* †	
General Ledger †	\$449/\$45
Accts Receivable †	\$449/\$45
Accts Payable †	\$449/\$45
Payroll †	\$449/\$45
Inventory †	\$499/\$45
Property Mgt †	\$899/\$45
C.P.A. Client Write-up †	\$899/\$45
Mailing Address †	\$399/\$45

STRUCTURED SYSTEMS	
General Ledger #	\$747/\$25
Accts Receivable #	\$747/\$25
Accts Payable #	\$747/\$25
Payroll #	\$747/\$25
Inventory Control #	\$447/\$25
Analyst #	\$197/\$20
Letterright #	\$167/\$20
NAD #	\$ 87/\$20
QSORT	\$ 87/\$20

GRAM-DORIAN †	
Most packages	\$699/\$40

MICRO-AP	
Selector III-C2 #	\$269/\$20
Selector IV #	\$469/\$35
S-Basic Compiler	\$229/\$25

WHITESMITHS	
'C' Compiler *	\$600/\$30
Pascal (incl 'C') *	\$750/\$45

EIDOS SYSTEMS	
Kiss	\$299/\$25
Kbasic	\$529/\$50

"OTHER GOODIES"	
Tiny 'C'	\$ 69/\$40
CBASIC (Ver 2.06)	\$ 89/\$15
Pascal/Z (Ver 3)	\$369/\$35
Pascal/MT (Ver 3)	\$224/\$30
Pascal/M	\$149/\$20
Pascal/UCSD	\$299/\$25
FMS-80	Call
CBS	\$279/\$45
T.I.M. †	\$369/\$45
Vsort I	\$159/\$25
String/80	\$ 84/\$20
Whatsit?	\$149/\$25
Postmaster	\$139/\$20
Textwriter III	\$111/\$20
Magic Wand	\$299/\$45
Spell Binder	\$349/\$45
Electric Pencil II	less 15%
CPAids	less 12%
Vulcan D.B.M.S.	\$469/\$30
Nevada Cobol	\$89/\$25

**FANTASTIC ROYALTY
PAID FOR QUALITY
TRS-80 MODEL II
SOFTWARE
TRSDOS OR CP/M
WRITE OR CALL**

TRS-80® MODEL II
CP/M 2.2 \$149
Electric Pencil II less 15%

TRS-80® MODEL I
CP/M 1.4 \$129
CCA Data Mgr \$ 68

*—Special Bonus with order †—Requires microsoft BASIC †—Supplied in source code —Requires CBASIC-2 ®—Mfgs. Trademark

Don't see it—CALL! Other software requirements—Call

"LIGHTNIN" service available! Just call and ask Diana.

**ORDERS ONLY—CALL TOLL FREE VISA • MASTERCHARGE
1-800-854-2003 ext. 823 • Calif. 1-800-522-1500 ext. 823**

Overseas—add \$10 plus additional postage • Add \$2.50 postage and handling per each item • California residents add 6% sales tax • Allow 2 weeks on checks. C.O.D. ok • Prices subject to change without notice
All items subject to availability •

For information write or call: **THE DISCOUNT SOFTWARE GROUP**
1610 Argyle Ave., Bldg. 102 • Los Angeles, CA 90028 • (213) 665-8280

INTELLIGENT TERMINAL

Use your TRS-80* as a dial-up terminal on any standard timeshare system. Includes control keys. Print command lists data on printer. Store command writes data to disk file. Write command reads disk file and outputs to RS232 interface. \$49.95

ADDITIONAL SOFTWARE AVAILABLE:

ACCOUNTS RECEIVABLE \$495

Maximum 9999 customers with up to 3000 transactions per customer per billing period. Includes customer status reports, past due billings, mail list, etc. Reports may be run at any time as often as desired. High-quality, professional software.

GENERAL LEDGER \$495

For medium sized business. Designed and proven impossible to unbalance books. IRS auditable. Up to 9 departments. High-quality, professional software.

PAYROLL \$495

For up to 120 people per year. Same high-quality, professional software.

MAIL LIST \$9.95

Basic, no-frills program. Easy to use. Lists all (or range of) addresses. Prints 4 lines by 30 chars on standard 3 1/2" x 15/16" label.

UNILOGIC

P.O. Box 160

PARIS, KY 40361

(606) 987-2678

(606) 987-4310

(32K TRS-80* with disk drive required.)
*TRS-80 is a trade mark of Tandy Corp.

If you're serious
about the stock market,
you need
Tickertec™



Watch 48 to 400 of your favorite
stocks without a 15 minute delay.

Tickertec™ is a computer program that displays the NYSE or AMEX tickertape on your TRS-80™ Model I or both exchanges as an option on the Model II. You see every trade as it is reported by the exchange and track the last ten trades, tickertape reported volume, and high and low limits on the stocks you are watching. Tickertec program prices start at \$1,000.00 with many optional features available including hard copy and portfolio management systems. Programs may be purchased for cash (i.e., hard dollars) or payment can be arranged in the form of discounted brokerage commissions (i.e., Soft Dollar Software™). Exchange fees are extra. Call for FREE brochure TOLL-FREE at (800) 223-6642; in New York call (212) 687-0705; or circle the reader service number.

**MaxUle &
Company Inc.**

6 East 43rd Street, N.Y., N.Y. 10017

EDIT line 70 to:

70 READ Q\$, A\$: T = 1

and T will be correctly set at each read step.

Now we want to add one to T each time you answer incorrectly. We can do that by altering line 100 (which is lengthening every time we alter this program), to read:

```
100 IF NS = Q$ THEN PRINT "WELL DONE":  
    GOTO 70 : ELSE PRINT  
    "WRONG, I'M AFRAID - TRY AGAIN":  
    T = T + 1 : GOTO 80
```

After our third attempt, T will have the value four. We now need to arrange for this to cause the program to break out of its loop.

If T is less than four, line 80 should print Q\$ and ask for an input reply. If T is equal to four, we want to print the correct answer and start with another pair of words. It looks like a convincing case for an IF...THEN statement. Suppose we make line 80 read:

```
80 PRINT Q$: IF T = 4 THEN PRINT  
    "ANSWER IS": A$: PRINT: GOTO 70
```

If you've had three attempts, the answer is printed and a new animal question is asked. In line 70 T is again set to 1, so the next time the program goes to line 80 the new piece of program is ignored again. We've printed the words and the variable A\$ in the new section of line 80 using a semi-colon to keep the video display running on the same line. (We could have used T = 1 in line 70 and IF T = 3 in line 80.)

The next item on the list is a way of keeping score. To be fair, we need to keep a tally of the number of total attempts and the number of successful attempts. Each time we've been successful, we've printed WELL DONE, so we could make a count of the successful attempts there. Each time we answer, we input something on line 90, so the total number of attempts could be counted there.

Let's use the variable A for the number of attempts. We have to start at zero, so A must be set to zero early in the program. Line 10 is fairly empty, and we can add, after a colon, A = 0. To count the attempts, line 90 needs another addition: A = A + 1 so that A is increased by one each time you answer.

If we use S to count successes, we can set S = 0 in line 10, and increment it just after the statement PRINT "WELL DONE" in line 100:

```
100 IF NS = Q$ THEN PRINT "WELL DONE":  
    S = S + 1 : GOTO 70 : ELSE  
    PRINT "WRONG, I'M AFRAID - TRY AGAIN":  
    T = T + 1 : GOTO 80
```

Finally, having counted attempts and

successes, we better make some use of them. When the last pair of items (the terminators) has been read, we can print the scores instead of just finishing the program. This is done by adding line 75:

75 IF Q\$ = "Z" THEN 120

and in line 120, printing the score.

In case you're getting a bit lost with all these changes, Listing 4 shows what the program now looks like. The program which started as a very simple game is now more advanced, and does its own scoring as well.

Add Excitement with FOR-NEXT

The game will be much improved if we can arrange the program so that the computer can pick any animal at random and surprise you. We can't tackle that until we learn two other instructions.

The first is a really powerful one called the FOR-NEXT loop. Its purpose is to allow you to count the number of times an operation is carried out. For example, if we type in the instructions:

```
200 FOR N = 1 TO 6  
    210 READ S$  
    220 NEXT
```

a loop will be set up to read six items from a line somewhere else in the program. The first time the computer comes to line 200, it sets N at 1 and then in line 210 reads the first item, assigning it to S\$.

There being no instructions about what to do with the item in this example, the computer goes to the next line—NEXT. NEXT means go back to the FOR instruction, and make N one step greater. The size of the step, unless you instruct it otherwise, is 1. The next time round N is set to 2, and in line 210, the second item is read.

Once again we go to line 220, and the NEXT instruction compares the value of N (now two) with the limit we set (which was six) and returns the program to line 200. This loop repeats until the NEXT instruction makes N = 7. This stops any return to line 200, so that the program goes on to the next line.

The example we've used is a fairly simple one, with very few instructions between the FOR and the NEXT. We could, in fact, write such a short piece of program on one line:

```
200 FOR N = 1 TO 6 : READ S$ : NEXT
```

and we don't have to worry about having to set up a comparison like:

```
210 IF N < 6 THEN 200 ELSE 220
```

The word powerful, when it's applied to



Osborne & Associates ACCOUNTING SYSTEMS

For two years we have looked for good business accounting programs. After reviewing many over-priced or non-functioning packages, we have finally found some excellent software. And it is available at a reasonable price - \$25.00 per package.

These programs are the Osborne & Associates systems which are copyrighted by Taranto & Associates. They are excellent programs which have been used for several years. Originally written for other computer systems, these programs are now available for the 48k Model I TRS-80 with two disk drives.

These programs are not games. They are meant to adapt to your accounting system. You should not expect us or this software to be your accountant. But, if properly used, you will save hours of valuable business time.

All Osborne & Associates programs are fully documented by their three extensive books - "General Ledger," "Accounts Payable & Accounts Receivable," and "Payroll with Cost Accounting." (These TRS-80 programs do not include the cost accounting system. The General Ledger does contain a Cash Journal.) These books are available for \$20 each. Please include \$3.00 per book for first class shipping (otherwise sent U.P.S.).

Act today!


General Ledger	\$25.00
Accounts Receivable	\$25.00
Accounts Payable	\$25.00
Payroll	\$25.00
Any book	\$20.00



SUPER NOVA

by Bill Hague from Big Five

Asteroids surround your ship. Shoot the asteroids and the alien ships. Written in machine language, this game is GREAT! There are five different types of alien ships including the very deadly Flagship. You shoot from your ship, rotate it, use your thrust key to move, and in emergencies you go into hyperspace. Level 1 or 2 - \$14.95*



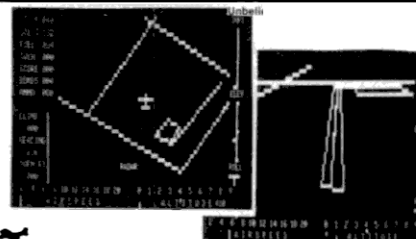
GALAXY INVASION

by Bill Hague from Big Five

"Galaxian" is the rage at the arcades. Now GALAXY INVASION is the rage on the TRS-80. The aliens move about the top of the screen and will smoothly swoop down on you. But watch out for the Flagship Alerts! Level 1 or 2 - \$14.95 (P.S. This ad almost did not get finished due to Galaxy Invasion addiction.)

TRS-80 Programs

16k Level II




FLIGHT SIMULATION

by Bruce Artwick from Sublogic

The wait is over! If 3-D graphics seem impossible on the low resolution TRS-80, you haven't seen this brilliant program. During FLIGHT SIMULATION, you instantly select instrument flight, radar, or a breathtaking pilot's-eye-view. But be sure to strap yourself in -- you're liable to get dizzy!

Once you put in some air time learning to fly your TRS-80, head for enemy territory and try to bomb the fuel depot and airstrip while fighting off five enemy warplanes. Good luck!

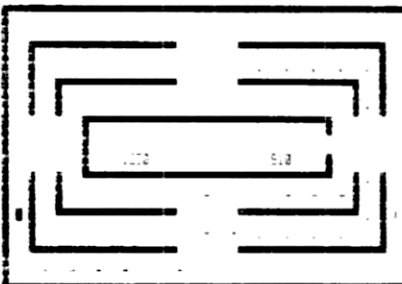
Level I or II protected cassette \$25.00



OTHELLO

from Instant

We have long looked for a good Othello playing program. This is it! The program has seven levels of play and it will let you see its thinking. Written in machine language, you decide where to move using the arrow keys. \$9.95



TUNNEL OF FAHAD

by K. Pfeiffer from Adventure

Patterned after the popular arcade game "Crash", this is an action game with sound. You attempt to recover the silver and tanner leaves while avoiding the Mummy. \$9.95

QUAD

by Charles Asper from Acorn

If you are looking for a logical and challenging game you should try your hand at QUAD. The game is like 3D tic-tac-toe with a time clock and four levels of play for one or two players. Vivid graphics and six-way cube rotation so you can see the play from any angle.

Protected tape \$14.95
Protected disk \$20.95

BOSS

by V. Hester from Soft Sector

This utility is the perfect tool for creating and debugging BASIC programs. It allows single stepping through a BASIC program, setting up to five break points in the program, and tracing of program logic using only a small portion of the screen. You can also review selected variables during program execution and return to your program with the display restored. If you like, you can store one or more programs in high memory for later retrieval.

Known to work with Level 2, TRSDOS, NEWDOS 2.1, NEWDOS/80, and VTOS. \$29.95

THE BOOK

ACCESSING THE TRS-80 ROM

from Insiders Software Consultants

For the machine language expert or beginner! This first of three volumes gives you access to over fifty arithmetic, mathematical, and data conversion routines in the TRS-80 ROM. Includes sample programs, a disassembler program, a commented listing of these ROM routines, and a memory map of over 500 addresses. 134 pages. \$14.95

DISKMOD

by Roy Soltoff from Midosys

This machine language program modifies your copy of the Radio Shack Editor/Assembler for use with your minidisk and any disk operating system. You can save and load both text source and assembled object files. Unlike the NEWDOS version you can read the directory and the allocation of granules while in the EDTASM. You can also kill files. It is a complete disk modification for one or more drives.

Other capabilities are also added which are not found on NEWDOS. The block move command re-locates a section of text to any other area. The global change command permits, for example, changing a label throughout the text. The pagination feature provides hardcopy on 8 1/2 by 11 pages on either single sheets or continuous paper. In addition, high memory can be reserved, like in BASIC, for machine language routines like printer drivers. You can also display the amount of memory remaining.

The [CLEAR] key is functional, the symbol table is sorted alphanumerically and output 5-across, the scroll up/down allows 15 lines on the screen, and the 'DEFM' assembly is improved. Lower case input is now permitted and you can branch to any address. Plus, it also corrects the errors in the Radio Shack tape version.

Save your time and make full use of your disk system by upgrading your Editor Assembler today. \$19.95



THE PROGRAM STORE
4200 Wisconsin Ave NW
P.O. Box 9609 Dept. K 5
Washington DC 20016



VISA AND
MASTERCARD



TO ORDER
TOLL FREE
800-424-2738

For program information call
(202) 337-4691

Mail orders: Send check or money order for total purchase price, plus \$1.00 for shipping & handling. Charge card customers, please include card number, expiration date, and your name as it appears on the card.

HOME VISITOR

SOUTHERN CAL MICHIGAN

17 1 2 3 4 14

QUARTER

BALL ON SOUTHERN CAL 38 TIME
1 DOWN 10 YARDS TO GO 11:43

OFFENSE PASSES DEEP**DEFENSE
IS A 3-4 PLAY GAINS 18 YARDS
**FIRST DOWN SOUTHERN CAL
DEFENSE*

FOOTBALL/80

Play college football with your computer. Match your offensive and defensive play calling abilities with FOOTBALL/80.

- 11 Offensive plays to choose from
- 5 Defensive strategies to use
- Graphics scoreboard
- Narrative of each play
- Play result computations are based on a combination of offensive and defensive strategies

BASEBALL/80

When the season changes switch to baseball. Challenge your computer to a complete game, matching your pitching and hitting strategies with BASEBALL/80.

- Graphics scoreboard updated each pitch
- Narrative of the results of each pitch
- In the field you call the pitches
- At the plate you set batting strategy

16K Level II

BOTH games on
one tape

\$995

CREATIVE DEVELOPMENTS

P.O. BOX 34057

447 Memphis, TN 38134

Phone 901 382-1909

BE SICK

OF PROGRAMS THAT TREAT YOU LIKE
AN IDIOT, WASTING TIME & MONEY??

RANDOM ACCESS PAYROLL

- NO Complicated Initialization
- EDIT & LIST
- QUARTERLY Reports
- PROGRAM Loads In Less than 30 sec.

PAY ANY EMPLOYEE ANYTIME

- SALARIED OR HOURLY
- COMPLETE including EIC
- PRINTS on NEBS 9040 CHECKS
- NO SPECIAL PAYROLL CHECKS
- SPECIAL HOURS—SPECIAL PAY
- TWO SAVINGS—INCLUDING RIA
- STATE TAX—WORKMENS COMP.
- CLASSED BY Occupation or Dept.
- PAYSTUB Shows Year-to-date
- No Filenames—All Automatic

SEND YOUR STATE TAX SCHEDULE

- We'll Customize for your State Tax

WRITTEN IN BASIC FOR
COMPLETE CONTROL

Documentation & Disk \$55.00

Documentation only \$10.00-
credit to purchase

MASS ADD 5% or Exempt number
Requires:

Min. 32K-1 Drive-Printer = 50 EMP

48K-2 Drives-Printer = 100 +

TEL 7 AM-9:30 PM EASTERN

(617)-359-2364/8370

MEDFIELD 421

COMPUTER SOFTWARE

39 GREEN ST., MEDFIELD, MA 02052

an instruction means it does a lot of program work without needing much typing. The amount of work it does can be judged from the time it takes. As an example, and so that you can see the FOR-NEXT loop doing something, try the program in Listing 5. Use a digital watch to measure the time between pressing ENTER on this one liner and getting the READY signal back, and watch the line printing out. FOR-NEXT loops are often used deliberately in programs to create a time delay, such as to give you a definite time to answer a question before moving on to the next one.

BASIC Info

There's a routine built into the BASIC language which picks numbers randomly for any number limits you like to use. The command is RND, and what makes it so useful (not just for games, incidentally) is that it can be followed by a whole number (an integer) in brackets. The result will be an integer picked at random which lies between one and the number you used in the brackets. For example, RND(6) should cause the computer to come up with a random whole number between one and six.

We have a data list of six items and can produce a random number between one and six. It would be useful if that random number could be used to select the corresponding item of data. For example, if

RND(6) came up two, the second item from the list would then be selected, and so on.

There's no such instruction in BASIC so we have to look for ways around this problem. Suppose the random number came up three. Could we perhaps read the data list three times, and use the last item only? We could indeed, and that's what the first sample FOR-NEXT program did.

Take a look now at Listing 6. There's a new line in the old program, line 65. At the start of line 65, T, the number of times you've tried, is set at 1. We had to shift it because our new program is going to read data in several times before it actually prints an animal name, and we don't need T set more than once each time. The next instruction in line 65 is Y = RND(6), which picks a number between one and six and allocates it to the variable Y. We can now use a FOR-NEXT loop, with the counting variable N counting from one to Y. You don't know yet what that number Y is, as it's going to be set and used by the computer itself.

The Anticipation Mounts

What happens on each loop? At a value of N set at one, the program moves to line 70, and reads the first two items (LION, PRIDE) on the list. There are no other instructions, so the NEXT command causes N to advance to two, and the next pair of

```
10 FOR N=1TO500:PRINT "JUST LOOK AT THIS...!":NEXT
```

Program Listing 5

```
10 CLS:A=0:S=0
20 PRINT@26,"COLLECTIVES"
30 PRINT:PRINT"I SHALL GIVE YOU THE NAME OF A CREATURE"
40 PRINT"I SHALL THEN ASK YOU THE NAME FOR A GROUP OF SUCH CREATURES"
50 PRINT"FOR EXAMPLE - WOLF":PRINT"YOUR REPLY SHOULD BE - PACK"
60 PRINT"YOU ARE ALLOWED THREE TRIES. AFTER THE THIRD INCORRECT ANSWER:PRINT"YOU WILL BE SHOWN THE CORRECT ANSWER AND ASKED THE NEXT QUESTION"
65 T=1:Y=RND(6):FOR N=1TOY
70 READ Q$,A$:NEXT:RESTORE
75 IF Q$="Z" THEN 120
80 PRINT Q$:IF T=4 THEN PRINT "ANSWER IS ";A$;:PRINT:GOTO65
90 INPUT N$:A=A+1
100 IF N$=A$ THEN PRINT "WELL DONE":S=S+1:GOTO65:ELSE PRINT "WRONG, I'M AFRAID - TRY AGAIN":T=T+1:GOTO80
110 DATA "LION","PRIDE","WHALE","SCHOOL","FISH","SHOAL","SHEEP","FLOCK","COWS","HERD","GEESE","GAGGLE","Z","Z"
120 PRINT:PRINT"YOUR SCORE IS ";S;" IN ";A;" ATTEMPTS":
```



Program Listing 6

FROM **PROGRAMMA** HI-RESOLUTION GRAPHICS FOR THE TRS-80®




LOWER CASE

The 80-GRAFIX board includes two sets of lower case characters at no additional cost.



INVERSE VIDEO

The 80-GRAFIX board allows you to do inverse video to high-light your screen displays.



DEMONSTRATION PROGRAMS

The 80-GRAFIX board is supplied with a Character Generator software and several demonstration programs.

FINALLY, AT LAST...

HI-RESOLUTION GRAPHICS is available for your TRS-80 computer system. The 80-GRAFIX board from PROGRAMMA International, Inc. gives your TRS-80 high resolution capability that is greater than the Commodore CBM/PET or even the revered APPLE II.


80-GRAFIX gives the TRS-80 an effective screen of 384X192 pixels, versus the normal 127X192 for the TRS-80, 80X50 for the CBM/PET, or the 280X192 of an APPLE II. As an added feature, 80-GRAFIX offers you lower case characters at no additional cost. Of course, you can also create your own set of up to 64 original characters using the supplied Character Generator software.

The 80-GRAFIX board is simple to install (note that this voids your Radio Shack warranty), and programming is done through BASIC. 80-GRAFIX opens up a whole new realm of software development and excitement never dreamed of for the TRS-80!




CHARACTER GENERATOR

The supplied character generator software allows you to create your own character set of up to 64 original characters.



REAL-TIME GRAPHIC GAMES

With the 80-GRAFIX board you can write exciting real-time games using BASIC.




EASY INSTALLATION

The 80-GRAFIX board is simple to install and fits inside the TRS-80 case.




GRAPHICS GALORE

The 80-GRAFIX board and the supplied Character Generator allow you to become an artist.



ELECTRONIC DESIGN

The 80-GRAFIX board has unlimited application in Electronic design and Education.



80-GRAFIX HI-RESOLUTION

Finally, the only means to protect your computer investment is to order an 80-GRAFIX board TODAY!



EXCITEMENT & FUN

Open up a new realm of software development with the 80-GRAFIX board.

Available exclusively through PROGRAMMA at the cost of \$149.95
Please check with us for availability prior to ordering
VISA and MASTERCHARGE accepted
TRS-80 is a registered trademark of the Tandy Corp.

PROGRAMMA INTERNATIONAL, INC.

3400 Wilshire Blvd.
Los Angeles, CA 90010
(213) 384-0579 • 384-1116 • 384-1117

STUDENTS - TEACHERS
ENGINEERS - STATISTICIANS

USE YOUR TRS-80 TO
LEARN OR TEACH CALCULUS,
ANALYTIC GEOM. &
STATISTICS

WITH TWO VERSATILE PROGRAMS
DEVELOPED BY DR. S.W. TURNER

CURVLOT Rapidly plots nearly any user defined function in any or all quadrants. Simply type in desired function using standard algebraic format. User controls range of x and y independently and program labels both axes. Program optionally displays values of x & y. Designed to graphically examine limits, intercepts, discontinuities, and inflection points. Excellent for instruction. \$16.95

CURVFIT Determines coefficients of all polynomials up to 14th degree through a large no. of data points (160 pts. for 16k mach.) using method of least squares. Data points may be input in any order. Program computes correlation coefficients for each degree of fit and tabulates all correlation coefficients for easy selection of best fit. Also interpolates to predict any values of X & Y based on available data points. Easy correction of entry errors. \$16.95
Both Programs For Only \$29.95

Programs Shipped On Cassette
System Requirements: 16K, LVII, MOD 1

Mail Order Or Phone (904) 897-3741
FL residents add 4% sales tax
Free Shipment

MS ENTERPRISES
P.O. Box 988, New Smyrna Beach, FL 32978
Microcomputer Technology and Software

451



SPECIAL INTRODUCTORY OFFER

**MORTGAGE LOAN SERVICING
& RENTAL
INCOME MANAGEMENT**

FOR TRS-80* MODEL II

* * *

Annual Mortgage Loan Statements
Delinquent Reports & Overdue Notices
Escrow Analysis
Rental Income Management
All Reports on 8½ x 11 Paper
Price \$850.00

*** * * A MUST FOR * * ***

Loan Servicing Agencies
Property Management Companies
Apartment Owners and Managers

**SYSTEM CONSULTATION
ON OTHER TRS-80* APPLICATIONS**

320

FISHER ASSOCIATES (214) 331-6521
4650 S. Hampton, Suite 109
Dallas, Texas 75232

*TRS-80 is a Trademark of Tandy Corp.

items is read. Reading the next pair of items in this way automatically causes the previous values to be wiped out, just as recording a new item on a music cassette wipes out the one on it before. The value of the variable N will be increased by one on each run around this loop, until it equals Y, the random number. Suppose Y happens to be four. Then the fourth set of words is read, and the loop stops with Q\$ and A\$ storing the fourth set of words, SHEEP and FLOCK.

The FOR-NEXT loop has stopped and the program moves to line 80, carrying out one very important instruction on the way. RESTORE causes the data selector to go back to the start of the data. Without RESTORE, the next time we look for a word, the data would be counted from where we left off first time, which doesn't leave much room for choice, since only a herd of cows and a gaggle of geese follow the flock of sheep. RESTORE sets everything back so that the next random number starts the search from the beginning of the data again.

For a simple game like this, let's view the score after each set of five answers.

We need to count a set of five items printed, and then show the score. We will set up another variable, (J) to act as a counter, and increment each time a question is printed. We want a way of telling when J is 5, 10, 15 or any other multiple of 5. We could have lines like:

```
200 IF J = 5 THEN-----  
210 IF J = 10 THEN-----  
220 IF J = 15 THEN-----
```

but that's a waste of time and memory. A much easier trick is to make use of yet another feature of that big BASIC in the TRS-80, the INT command. INT means rounding off a number by removing the fractional part. INT(6.25) is 6, INT(2.14) is 2 and so on. The way we're going to use INT is in a decision step:

```
IF INT J/5 = J/5 THEN-----
```

"Without RESTORE, the next time we look for a word the data would be counted from where we left off the first time, which doesn't leave much room for choice, since only a herd of cows and a gaggle of geese follow the flock of sheep."

We've now arrived at line 80, and the question word is printed as before. The rest of the program is also unchanged, so that if you answer correctly or have three unsuccessful tries, the program returns. . . or does it? You need extra eyes in this business. If we want the next word to come up, we need a new random number, else the program will go back to its old way of taking the next pair of data words. Instead of GOTO 70 in line 80 and 100, we want GOTO 65, and that should set things right.

The game's getting more interesting now, and it would be useful to have more items on the list, because with only six sets of items it's not much of a game. Our changes have made the Z,Z terminator unnecessary. Because we're picking at random from six, there's no chances that Z will ever be picked, so we can remove these letters from line 110. We can also remove line 75.

How do we go about ending the game and reading the score? It would be useful to see the score any time we want and opt to continue or end.

The easiest way to understand how this works is to imagine taking values from one upwards. If J is 1, then J/5 is 0.2, and INT(J/5) is zero. J/5 certainly isn't equal to INT(J/5). For J = 2,3,4 we get the same effect; the INT value is zero, but for J = 5, when 5/5 = 1, and INT(5/5) also equals 1, the test succeeds.

At J = 6, J/5 = 1.2, and INT(J/5) = 1, and the two are unequal again until J = 10, when both J/5 and INT(J/5) are equal to 2. This test therefore allows us to detect each set of five steps of J.

If J/5 = INT(J/5) we want a score. We don't want the score to come up too quickly, so we'll introduce a time delay between each test, which will also delay the appearance of the score. To do this we can use:

```
FOR Z = 1 TO 500: NEXT
```

Z doesn't mean anything to the program, it's just a variable which we're using for a time delay.

How do we use the test IF J/5 = INT(J/5)?

"It's at this stage that you can make a program look and run more professionally..."

If the test fails, the ELSE at the end of the line directs the program to find another item. This will happen on the first four runs. When the test succeeds, and $J/5 = \text{INT}(J/5)$, we've reached the fifth (or 10th, 15th, 20th...) item, and the screen is cleared and the score printed.

The next line is the new way of deciding whether to continue the game or stop. The question "DO YOU WANT TO CONTINUE" is asked, and instructions are given for answering. An answer of this type (Y or N) has to be followed by hitting ENTER; later on we'll look at methods of answering questions like this without using the ENTER key. I'm a card-carrying member of the Help Stamp Out Needless Key Pushing society, myself.

This looks like a good time to sit back and take a hard look at our program, which is possible only if you have a copy on paper. Short programs of 16 lines or less can be viewed on the video screen, but this one will not quite fit into 16 lines. For programs longer than this, the only effective way to check it is to print it on paper or to copy the listing from the video screen.

Shape-Up and Look Professional

A long hard look at our program as it is now shows that it needs renumbering. The odd numbered lines we added have inserted useful features into the program, but they make it look rather untidy. If we had a really long program here, the simplest way of renumbering would be to use a renumbering program. As we're remodeling the program with this new random selection feature, we might as well write out the program again, and renumber as we go. The result is shown in Listing 7.

It's at this stage that you can make a program look and run more professionally than most home-brewed efforts. One pointer is neat printing, with good tabulation and even lines, preferably right justified. Right justified means that the ends of the lines on the right of the screen are lined up, and it has to be done by careful attention to the spaces between the words in the line. A professional programmer may spend as much time on tidying up the printing in a program as on the rest of the program.

The next item on the list is error traps. Professional programmers write programs which other people are going to use, and a good program should be user friendly and crash proof. User friendly means that when the user has to make some sort of choice, the questions should be put politely, and easy to answer.

For example, it's a whole lot friendlier to be asked to type YES or NO, than 1 or 2. Crash proofing is even more important, and

means that every input from the user has to be tested. For example, if a YES or NO answer is called for, what happens if the user types YO or NES? A homebrew program might terminate, or worse still, it might take the answer as being YES or NO with no indication to the user. A much better way is to respond to a wrong answer with a statement such as:

```
"I'M SORRY - I DON'T RECOGNIZE THAT ANSWER";
N$: "PLEASE TYPE YES OR NO"
```

In this line, N\$ would be the word which the user had typed, and the line would be followed by a GOTO instruction so that the choice was presented again.

Each request should be accompanied by a clear list of what the choices are, the user should be reminded of the choice, once made, and an unacceptable answer should be explained, with a return to the request. Making sure that this is all done is not so simple; it can take up a lot of time and needs a lot of careful thought. It also needs memory space.

It pays off handsomely in the end, however, because your program will always be a delight to run, easy for you or your friends to use, and a very attractive item if you want to sell it.

Speed It Up

A few final details will help the program to run faster. We'll spend more time on the

different types of number variables in Part four of this series, but it's not giving secrets away to tell you that the TRS-80 can store numbers in three different forms. If you don't specify what you want, all number variables are stored as single precision numbers, as if they consisted of a number with several places of decimals. This takes up a lot more memory space than a simple whole number (an integer). If we can define all number variables as integers, our programs will run faster and use less memory. The program in Listing 7 uses a lot of number variables which could be defined as integers: A, S, T, Y, N, Z. By redefining them, we can clear enough string space for more data words. Alter line 10 to read:

```
10 CLEAR 100: DEFINT A,S,T,Y,N,Z: A=0: S=0: J=0
```

Notice that A and A\$ are entirely different variables: one is a number variable which we've now defined as an integer, the other is a string variable which is an answer to a question.

How about taking the plunge for yourself and designing your own question and answer game? Remember that you will have to insert a larger number after CLEAR in line 10 if you use a lot of word pairs (the number should be equal to the number of characters, plus a bit in reserve). You will also have to change the title and instructions to fit your own ideas.

Next month—another small step for the TRS-80, a giant step for programmers. ■

```
10 CLS:A=0:S=0:J=0
20 PRINT@26,"COLLECTIVES"
30 PRINT:PRINT"I SHALL GIVE YOU THE NAME OF A CREATURE"
40 PRINT"I SHALL THEN ASK YOU THE NAME FOR A GROUP OF S
   UCH CREATURES"
50 PRINT"FOR EXAMPLE - WOLF":PRINT"YOUR REPLY SHOULD BE
   - PACK"
60 PRINT"YOU ARE ALLOWED THREE TRIES. AFTER THE THIRD I
   NCORRECT ANSWER":PRINT"YOU WILL BE SHOWN THE CORRE
   CT ANSWER AND ASKED THE NEXT QUESTION"
70 T=1:Y=RND(6):FORN=1TOY
80 READ Q$,A$:NEXT:RESTORE
90 PRINT Q$:J=J+1:IF T=4 THEN PRINT"ANSWER IS ",A$:PRIN
   T:GOTO120
100 INPUT N$:A=A+1
110 IF N$=A$ THEN PRINT "WELL DONE":S=S+1:GOTO120:ELSE
   PRINT "WRONG, I'M AFRAID - TRY AGAIN":T=T+1:GOTO90
120 FOR Z=1TO500:NEXT:IF J/5=INT(J/5) THEN CLS:PRINT "Y
   OUR SCORE IS ",S;" IN ",A;" ATTEMPTS":ELSE 70
130 PRINT:PRINT "DO YOU WANT TO CONTINUE? TYPE Y FOR YE
   S, N FOR NO"
140 INPUT Z$:IF Z$="Y" THEN 70 ELSE IF Z$="N" THEN END
   ELSE 140
150 DATA "LION","PRIDE","WHALE","SCHOOL","FISH","SHOAL"
   ,"SHEEP","FLOCK","COW","HERD","GEESE","GAGGLE"
```

Program Listing 7

TRS-80* OWNERS:

- Let the computer write your "Basic" program for you!
- Draw pictures, animated figures, data forms!
- Create a library of display forms!
- Produce "Commercial" grade software!



The **Magic Cursor** is a Revolutionary Family of Products which provides a dramatic new method of reproducing drawings and displays that you create on your screen. It makes both simple displays and complex interactive data input forms. It stores a "BASIC PROGRAM" on disk (or tape) ready for you to execute alone or as a subroutine. It produces screens in both standard or wide screen.

It is available for any level 2, 16K or larger system with tape or disk. An optional version is now available which creates an assembly language program.

Be sure to pick out the system that fits your present needs and order it today. You may upgrade your original copy by paying the difference and a moderate service charge.

MAGIC CURSOR PROGRAMS

THE MAGIC CURSOR allows you to easily create screens (including graphics) on your video. A powerful command then generates the BASIC instructions to recreate the screen. For the first time, a program for automatic generation of video display forms. (16K Tape or Disk) **\$24.95**

THE MAGIC CURSOR I additionally makes sophisticated Data Entry and Display easy. With Magic Cursor I you define the Data Entry or Display fields directly on your screen. The definition commands generate the BASIC instructions to implement the Data Entry and Display. The Magic Cursor I has commands which move, center, and duplicate blocks of graphical or alpha/numeric displays. You can even justify text. (16K Tape Only) **\$79.95**

THE MAGIC CURSOR II adds the power to write animated games easily in BASIC. The Magic Cursor II allows you to reload previous screens either from memory or from Disk. You can then modify them and store either the modified screen or only the changes. (32K Disk Only) **\$99.95**

THE MAGIC CURSOR III will be available soon for the new Model II Computer (32K One or more Disk) **\$149.95**

THE MAGIC CURSOR IV provides the features of Magic Cursor II but stores an assembly language program. (32K Disk Only) **\$99.95**

WRITE FOR OUR COMPLETE SOFTWARE CATALOG!!



CUSTOM COMPUTER CENTER, INC.

For ordering or information write:
P.O. Box 58042 / Houston, Texas 77058
Attn: Jim Martens
or call: (713) 474-2428

NEW RELEASES FROM CCC!!!

A Monitor/Trace program with versions for both Model I and Model II.

Trace-80™ ★

TRACE-80 lets you observe the inner working of a machine language program. It allows you to run a machine language program in slow motion and watch the screen. You can stop execution at any time and examine the current instruction mnemonic and all register contents. You can execute your program and watch each instruction mnemonic, and register contents list to the screen in place of normal screen display.

If you have a printer, **TRACE-80** allows you to execute your program in slow motion and watch the screen while your printer simultaneously prints the machine code being executed, the memory location and the instruction mnemonic along with the current register contents.

You can execute a machine language program in slow motion, freeze the action, examine and/or change memory, examine and/or change register contents and then continue the slow motion. You can speed up past common routines and slow down to examine other routines in detail or operate in single step mode.

TRACE-80 allows you to trace ROM as well as RAM because instructions are emulated in a special execution buffer.

FEATURES:

- ★ For both beginner and advanced programmer.
- ★ More than 20 commands.
- ★ Trace-80 is written in machine language.
- ★ Traces both ROM and RAM.
- ★ Level II or Mod I Disk operation.
- ★ Model II Disk version available.
- ★ Optionally prints only "Transfer and Control" instructions.
- ★ Full speed, slow speed or freeze execution modes.
- ★ Memory can be displayed/modified.
- ★ Register contents can be displayed/modified.
- ★ Hex, ASCII and mnemonic display modes.
- ★ Abbreviated or full printer format.
- ★ Serial printer output if desired.
- ★ Option of normal screen display, memory display, trace display or clear screen.
- ★ Learn assembly language programming as well as machine coding by watching actual code execution and see assembly language mnemonic.

PARTIAL LIST OF COMMANDS: Load disk file, Trace, Slow Motion Execution, Full Speed Execution, Freeze Action, Single Instruction Execution, Examine and/or Display memory, Examine and/or Display Register Contents, Enable/Disable Screen, Enable/Disable Printer, Ascii or Hex Display, Full Screen Memory Display, Line Printer Commands, etc.

TRACE-80/MOD-I (for Level II or DOS operation) ... **\$29.95**

Supplied on tape with 3 versions (16K, 32K or 48K) and instructions.

TRACE-80/MOD-II **\$49.95**

The Supply Room ★

A sophisticated program that is easy to operate. This unique system helps you manage your retail or wholesale inventory of up to 1000 line items. Cost may be fractions of a cent, item quantities may be decimal values. Automatic cost averaging of updated items and suggested sales prices based on gross profit. Transaction reports produced during posting functions. Printed reports include:

1. Transaction Listings.
2. Complete Inventory Listing.
3. Listings by Prefix.
4. Items on Order.
5. Items Out of Stock.
6. Suggested P.O.'s.

Requires Mod 1, 32K, Disk & Printer **\$250.00**

Or Mod 2, 64K, 1 Disk & Printer **\$250.00**

The Filing Cabinet ★

Take that collection of Job Orders, Personnel Records, Reports, Etc. and get them organized. You define up to 14 data input fields specifying field type - alpha/numeric or \$\$\$, field length and field separators - such as slashes, etc. During data input, the cursor provides for character input and skips over the field separators.

But that's only half the story. Output reports are automatic formatted and program automatically requests column headings.

This means you can customize your own data base manager, complete with rapid data input and selective output reports. Comes complete with documentation.

Requires Mod 1, 32K, Disk & Printer **\$100.00**

Or Mod 2, 64K, 1 Disk & Printer **\$150.00**

A really good game.

Computer Monopoly

Barry L. Adams
109 Valley Place
Greenville, NC 27834

Ever wonder what it would be like to play a game of Monopoly against your TRS-80? Well, here's your chance. This 16K, Level II program emulates a player in the classic Parker Brother's board game.

With the exception of a screen board no graphics are employed, as the entire complement of 16K memory is required by the program. The game consists of two separate programs, an instruction program and the main program. Though the instructions are easily understood, they don't include the rules to Monopoly.

Although the main program is called by the instruction program, it can be loaded independently. However, because of strict memory requirements when loaded independently, there is no initial opening title.

During the game, the TRS-80 participates as a player—buying, selling and trading real estate—out to make the best deal possible and win. It buys its own real estate, improves the property and charges more rent. It sells property and makes business deals like any other player would. It can also go bankrupt. When in a

scrape, the computer will automatically mortgage some assets and settle the debt, only to rebuy the property when financially able.

The computer can roll the dice for any player. It also maintains a set of books that can be examined by any of the other players. Players make their business proposals directly to the computer. The game can be played with up to seven human players.

Because of memory requirements, the

program has been written without spaces between the statements. Though this makes the listing somewhat difficult to read, the program is generally divided into blocks. Each block contains a single major routine or a group of related smaller routines. Table 1 should be helpful.

Generally speaking, I think you will find that the computer is a quite personable player. However, like any human player it can become rather fickle—especially when winning. ■

Lines 1-85:	a. initialize variable b. players' command display c. die rolls d. computer die roll analysis e. delay loop f. computer's books
Lines 100-199:	evaluation routine for computer-generated proposals (This routine calls elements of block 700.)
Lines 200-299:	a. computer mortgages real estate and improvements b. settles debts c. rebuys mortgaged property and improvements
Lines 400-499:	construction routine to erect houses and hotels
Lines 500-599:	player propositions
Lines 600-699:	player proposition evaluation (This routine calls elements of block 100.)
Lines 700-799:	a. the basic game utility. The routine tracks the disposition of all property and improvements. b. computer cash offers for real estate
Lines 800-899:	a. computer in jail b. income tax routine
Lines 900-999:	a. Chance and Community Chest routines b. account deductions c. account credits d. get out of jail free

Table 1.

Program Listing 1: The Instructions for Monopoly

```
20 CLS:PRINT:PRINT:GOTO500
25 CLS:PRINTTAB(17);"$ THE MONOPOLY PLAYER $":PRINT
50 PRINT" WELCOME TO COMPUTER-MONOPOLY. THIS PROGRAM A
LLOWS YOUR TRS-80 TO BECOME A FULLY PARTICIPATING PLAYE
R IN THE EVER POPULAR BOARDGAME, MONOPOLY.* THE GAME IS
";
55 PRINT"PLAYED USING THE RULES, BOARD,MONEYAND PLAYING
PIECES OF THE CONVENTIONAL GAME. FOR CONVICENCE THE CO
MPUTER SHOULD BE LOCATED AS CLOSE TO THE BOARD AS POSSI
BLE. A TOKEN SHOULD BE USED TO REPRESENT THE COMPUTER."
;
56 PRINT" IF IT'S BEEN A WHILE SINCE YOU'VE PLAYED FRI
ST RE-FAMILIARIZE YOURSELF WITH THERULES WHICH ACCOMPAN
Y THE BOARD GAME BEFORE BEGINNING.":GOSUB400:PRINT" PL
AY PROCEEDS IN THE NORMAL MANNER WITH THE PLAYERS MOVIN
G ,";
```

```
57 PRINT" BUYING PROPERTY AND JUST IN GENERAL WHEELING
AND DEALING. THE ONLY EXCEPTION IS THAT ONE OF THE P
LAYERS JUST HAPPENS TO BE A COMPUTER."
58 PRINT" IN AS MUCH AS A KITTY IS OFTEN USED THE COMP
UTER WILL SPECIFY THAT ALL TAX PAYMENTS, FINES ETC. BE
PAID TO THE KITTY.";
60 PRINT" SHOULD YOU NOT USE A KITTY ,SIMPLY REGARD AL
L REFERRAL TO THE KITTY AS MEANING THE BANK.":PRINT" T
HE COMPUTER WILL COLLECT PROPERTY DEEDS JUST LIKE THE O
THER PLAYERS, HOWEVER, THE COMPUTER DOES NOT USE PLAY
MONEY.";
65 PRINT" PLAYERS DEALING WITH THE COMPUTER MAKE DEPOSI
TS AND WITHDRAWALS DIRECTLYTO AND FROM THE BANK."
```

Program continues

```

70 PRINT:PRINTTAB(18);"PRESS ENTER TO CONTINUE";:INPUT
80 CLS:PRINT" PLAYERS INTERACT WITH THE COMPUTER THROU
GH SEVEN POSSIBLE OPERATIONS":PRINT:PRINTTAB(16)
;"PLAYER TRANSACTIONS ..... 1":PRINTTAB(16);"PLA
YER CHANCE/DEBT ..... 2":PRINTTAB(16);"PLAYER P
ROPOSITION ..... 3"
85 PRINTTAB(16);"DIE ROLL ..... 4":PR
INTTAB(16);"MY TURN ..... 5":PRINTTA
B(16);"POS/COR ..... 6":PRINTTAB(16)
;"LEDGER ..... 7"
90 PRINT:PRINT" THE OPERATIONS ARE PERFORMED SIMPLY B
Y STRIKING THE":PRINT"APPROPRIATE NUMBER KEY. IT IS NOT
NECESSARY TO PRESS ENTER."
100 PRINT:PRINTTAB(18);"PRESS ENTER TO CONTINUE";:INPUT
A
110 CLS:PRINT"OPERATION #1 IS USED TO INFORM THE COMPUT
ER OF ANY CHANGES IN PROPERTY OWNERSHIP OTHER THAN TH
OSE OF THE COMPUTER. IN ORDER TO EXPEDITE THE PLAY OF T
HE GAME A PROPERTY IDENTIFICATION CODE IS USED IN LEIU O
F";
120 PRINT" TYPING IN PROPERTY NAMES.":PRINT" THE ID COD
E IS SIMPLY THE NUMERICAL POSITION OF EACH LOT ON THEBO
ARD. FOR EXAMPLE , BEGINNING WITH GO AND TRAVELING IN T
HE":PRINT"DIRECION OF PLAY MEDITERRANEAN AVENUE IS ID#
1";
125 PRINT" READING RAILROAD IS ID# 5, FREE PARKING IS I
D# 20, AND THE COMMUNITY CHEST SQUARELOCATED JUST AFTER
GO-TO-JAIL IS ID# 33. GO IS ID# 0.";
128 PRINT"SIMILARLY, EACH PLAYER IS NUMERICALLY CODED;
PLAYER 1 IS #1, PLAYER 2 IS #2 ECT. THERE CAN BE A MAX
IMUM OF 7 HUMAN PLAYERS.":PRINT:PRINTTAB(18);"PRESS ENT
ER TO CONTINUE";:INPUTA:CLS
130 PRINT" WHEN OPERATION #1 IS REQUESTED THE COMPUTER
WILL PROVIDE THE PROMPT - 'PLAYER' TO WHICH THE PLAYE
R ID# IS TYPED. THE COMPUTERWILL THEN RETURN A SECOND P
ROMPT";
135 PRINT" - 'GETS' TO WHICH THE PROPER PROPERTY ID C
ODE IS ENTERED. THE BANK OR BOARD IS ID# 8 WHILE THE
COMPUTER IS ID# 9. SHOULD A MISTAKE BE MADE DURING INPU
T SIMPLY RE-ENTER THE INFORMATION AND MAKE THE CORRE
CTION.";
140 PRINT" EACH PROPERTY MUST BE ENTERED INDIVIDUALLY
";
145 PRINT:PRINT" OPERATION #2 , PLAYER CHANCE/DEBT, IS
USED TO INFORM THE COMPUTER OF ANY ADJUSTMENT TO
IT'S BANK ACCOUNT RESULTING FROM THE PLAY OF THE GAME
BY THE OTHER PLAYERS.";
150 PRINT" PROVISIONS ARE MADE FOR BOTH DEPOSITS AND D
EDUCTIONS.":PRINT:PRINTTAB(18);"PRESS ENTER TO CONTINUE
";:INPUTA:CLS
160 PRINT" OPERATION #3, PLAYER PROPOSITION, IS THE ME
ANS USED BY PLAYERS TO PROPOSE TRADES, SALES ETC. TO TH
E COMPUTER.":PRINT
170 PRINTTAB(18);"TRADE ..... 1":PRINTTA
B(18);"TRADE/MONEY ..... 2":PRINTTAB(18);"TRAD
E/OTHER PROPERTY ..... 3":PRINTTAB(18);"TRADE/MONEY/PRO
PERTY ..... 4":PRINTTAB(18);"PURCHASE .....
5"
180 PRINT:PRINT" THE COMPUTER WILL PROMPT FOR THE SPEC
IFIC INFORMATION REQUIRED FOR EACH OF THE 5 CATAGORIES
OF PROPOSITIONS. IN EACH INSTANCE IT WILL ASK THAT THE
ID CODE FOR THE INVOLVED PROPERTIES BE ENTERED.";
183 PRINT:PRINTTAB(18);"PRESS ENTER TO CONTINUE";:INPUT
A:CLS
185 PRINT" THE COMPUTER WILL CONTINUE TO PROVIDE THE P
ROMPT - 'LOT#' FOR ADDITIONAL ENTRIES. PRESSING THE ENT
ER KEY TELLS THE COMPUTER THAT THERE ARE NO MORE ENTR
IES.";
190 PRINT" THE COMPUTER WILL THEN BRIEFLY SUMMARIZE TH
E PROPOSITION AND ASK THE PLAYER IF IT'S UNDER-":PRINT"
STANDING IS CORRECT. IT THEN PERFORMS AN EVALUATION AND

```

```

INFORMS THE PLAYER ACCORDINGLY."
200 PRINT:PRINT" OPERATION #4, DIE ROLL, ALLOWS THE CO
MPUTER TO ROLL THE DICE FOR THE PLAYERS AND IS OPTIONA
L. IT CAN BE USED ANY TIME BY ANY HUMAN PLAYER. IT KEEP
S UP WITH THE NUMBER OF TIMES THE PLAYER ROLLS DOUBLE
S DURING THE TURN."
205 PRINT:PRINTTAB(18);"PRESS ENTER TO CONTINUE";:INPUT
A:CLS
210 PRINT" OPERATION #5, MY TURN, INITIATES THE COMPUT
ER'S TURN WHICH CONSISTS OF:":PRINT:PRINTTAB(10);"1
CHECKING TO SEE IF ANYTHING IS IN MORTGAGE":PRINTTAB(10)
;" AND REBUYING IF ABLE":PRINTTAB(10);"2 MAKING PROPOS
ALS TO OTHER PLAYERS"
215 PRINTTAB(10);"3 IMPROVING PROPERTY IF ABLE":PRINTTA
B(10);"4 ROLLING DICE AND RESPONDING TO SITUATION"
220 PRINT:PRINTTAB(18);"PRESS ENTER TO CONTINUE";:INPUT
A:CLS
230 PRINT" OPERATION #6, POS/COR,( POSITION/CORRECTION
) IS USED TO:":PRINT"INFORM THE COMPUTER THAT IT'S POSI
TION ON THE PLAYING BOARD IS BEING ADJUSTED. THIS MOVE
MENT IS NON-ROUTINE AND NORMALLY IS NOTNECESSARY. FOR E
XAMPLE, SHOULD IT BECOME NECESSARY";
240 PRINT" TO POWER DOWNTHE COMPUTER PRIOR TO THE END O
F A GAME OPERATIONS 1,2 AND 6 CANBE USED TO RECONSTRUCT
THE GAME.":PRINT
250 PRINT" OPERATION #7, LEDGER, ALLOWS HUMAN PLAYERS
TO FULLY EXAMINE THE COMPUTER'S ASSETS.":PRINT:PRINTT
AB(18);"PRESS ENTER TO CONTINUE";:INPUTA:CLS
260 PRINT" DURING THE PLAY OF THE GAME, THE COMPUTER,
LIKE ALL OTHER PLAYERS WILL OCCASSIONALLY LAND ON C
HANCE AND COMMUNITY CHEST. UPON DOING SO THE COMPUTER
WILL ASK THAT SOMEONE DRAW THE TOP CARD FROM THE APPR
OPRIATE STACK AND DEPENDING UPON";
270 PRINT" THE CONTENTS OF THE CARD PERFORM ONE OF THE
FOLLOWING OPERATIONS.":PRINT
280 PRINTTAB(18);"1 STREET ASSESSMENT":PRINTTAB(18);"2
AN ACCOUNT DEDUCTION":PRINTTAB(18);"3 AN ACCOUNT DEPOSI
T":PRINTTAB(18);"4 A GET OUT OF JAIL FREE CARD":PRINTTA
B(18);"5 A BOARD ADVANCMENT":PRINTTAB(18);"6 GO BACK 3-
SPACES":PRINT
285 PRINTTAB(18);"PRESS ENTER TO CONTINUE";:INPUTA:CLS
290 PRINT" ALL CARD COMMANDS EXCEPT 2 AND 3 ARE SPECIA
L PURPOSE COMMANDS.AS IN THE CASE OF THE GENERAL OPERAT
ION COMMANDS, COMMANDS-S 2 AND3 ARE USED TO MAKE DEPOSI
TS AND WITHDRAWLS TO AND FROM THE COMP-UTER'S BANK ACCO
UNT.";
293 PRINT" THE REMAINING CARD COMMANDS SHOULD ONLY BE U
SED FOR THE INDICATED PURPOSE. COMMAND 5, BOARD ADVANCE
MENT, ISUSED FOR 'GO TO JAIL', 'ADVANCE TOKEN TO NEARES
T UTILITY' ETC."
310 PRINT:PRINT" IF YOU WOULD LIKE TO REVIEW THE INSTR
UCTIONS ENTER 1 ELSE TO LOAD THE MAIN PROGRAM PRESS 'P
LAY' ON THE RECORDER AND THEN PRESS ENTER. THE GAME
PROGRAM WILL BEGIN LOADING IMMEDIATELY. ONCE LOADING
IS COMPLETE THE FAMILIAR >READY ";
315 PRINT"WILL APPEAR. TYPE RUN.THE PROGRAM REQUIRES J
UST A FEW MOMENTS TO SET ALL VARIABLESAFTER WHICH THE G
AME MENU IS DISPLAYED:B=0:PRINT:PRINTTAB(25);:INPUT"THE
END";B
320 IFB>0,5 ELSE 450
400 PRINT:PRINT" MONOPOLY IS A REGISTERED TRADEMARK O
F THE PARKER BROTHERS COMPANY":PRINT:PRINTTAB(18);"P
RESS ENTER TO CONTINUE";:INPUTA:CLS:RETURN
450 CLS:A=1:PRINTCHR$(23);STRING$(32,"");";";TAB(31);"
***";TAB(31);";";TAB(31);";";TAB(31);";";TAB(31);";
500 PRINTCHR$(23);STRING$(32,36);";";TAB(7);"THE MONOPO
LY PLAYER";TAB(31);";";STRING$(32,36);:IF A<>1,505 ELSE
PRINT";";TAB(31);";";TAB(31);";";TAB(31);";";TAB(31)
);";";TAB(31);STRING$(33,"");
501 PRINT@602,:CLOAD
505 PRINT:PRINT:PRINTTAB(9);"INSTRUCTIONS":PRINT:PRINT:
PRINT:PRINTTAB(4);"PRESS ENTER TO BEGIN";:INPUTA:GOTO25

```

Program Listing 2: The Game of Monopoly

```

2 CLEAR100:DEFINT A-Z:DIMB(40),T(40),P(40),M(40),N$(40),
C(40):H1=50:FORB=1TO40:READN$(B):H=H+1:IFH=10,H=0:H1=H1
+50:U$(5)="HOTEL":U$(0)="HOUSE":H3=1:U$(3)="SELL":U$(4)
)="PURCHASE":U$(2)="YOU":U$(1)="I":K$="WHAT I":T$="PLA
YER":T1$="T$+"PROPOSITIONS"
3 M(B)=H1:NEXTB:B=1500:INPUT"HOW MANY ARE PLAYING";P8:PR
INT"WHAT ARE THEIR FIRST NAMES":R$="HMMM.....":R$(1)
)="TRADE":R$(2)=R$(1)+"/MONEY":R$(3)=R$(1)+"/PROPERTY":
R$(4)=R$(3)+"/MONEY":R$(5)=U$(4):J$=" YES - 1 NO - 2"
:D$(2)="DRAFTED":D$(1)="CREDITED"
4 FORP=1TOP8:INPUTP$(P):NEXT:INPUT"ENTER A # BETWEEN 1
AND 100":RR:C(1)=60:C(3)=60:C(5)=200:C(6)=100:C(8)=100:
C(9)=120:C(11)=140:C(12)=150:C(13)=140:C(14)=160:C(15)=
200:C(16)=180:C(18)=180:C(19)=200:C(21)=220:C(23)=220:C
(24)=240
5 C(25)=200:C(26)=260:C(27)=270:C(28)=150:C(29)=280:C(3
1)=300:C(32)=300:C(34)=320:C(35)=200:C(37)=350:C(39)=40
0:P$(0)="BANK":P$(9)="COMPUTER":C$=" GET OUT OF JAIL "
:E$="LET ME SEE IF I HAVE THIS STRAIGHT ":Z$="HEY, SUPER
":GOTO75
6 PRINTTAB(18);"PRESS ENTER TO CONTINUE";:INPUTD$
:CLS:IFIJ>3ANDJA>0,815ELSEIFDD>0PRINTTAB(12);"THE ROLL
WAS DOUBLES REMEMBER <"J1;";D2;":GOSUB65:GOTO15:EL

```

```

SE75
7 A$="":A$=INKEY$:A=VAL(A$):IFA=0ORA>A1,7ELSEReturn
10 A1=7:GOSUB7:Q=A:PX=0:P=0:IFQ=5,270ELSEIFQ=7,70ELSEIF
Q=3,500ELSEIFQ=6,995ELSEIFQ=4,15ELSEIFQ=1PRINTT$:GOTO13
11 PRINTTAB(6);"THE BOTTOM LINE TO ME IS: 1 - A DEPOSIT
2 - A DEBT":PRINT:PRINTTAB(4);
12 A1=2:GOSUB958:GOSUB65:GOTO75
13 A1=9:GOSUB7:P9=A:INPUT"GETS";B9:IFB9>39,PRINTK$:GOTO
13:ELSEIFFP9=8,P9=0
14 Q5=B(B9):B(B9)=P9:PRINTP$(P9);" HAS PURCHASED ";N$(B
9):GOSUB65:GOSUB700:GOTO75
15 R=0:CLS:N=0:PRINTTAB(20);"I SHALL NOW ROLL THE DICE"
:RANDOM:RN=RND(RR):FORR=1TORN:D2=RND(6):RANDOM:D1=RND(6)
:;NEXT:D=D1+D2:PRINT@144,"THE ROLL IS"D1;";D2;";- A T
OTAL OF";D:PRINT:IFD1=D2,DD=DD+1ELSEDD=0:IFQ=5,18ELSE6
16 PRINTTAB(15);"HEY,I ROLLED DOUBLES FOR THE";DD;"TIME
":IFDD=3,DD=0:IFQ=4PRINT"OK PARDNER, ";N$(30):GOTO6:ELS
EX=30:GOTO21
18 IFQ=4,6ELSEIFIJ>0,800ELSEX=D+X:IFX>40X=X-40:IFX<>30P

```

Program continues

WE WILL NOT BE UNDERSOLD

16K MEMORY UPGRADE KITS 2 for \$85 **\$45**
for TRS-80*, Apple II, (specify): Jumpers \$2.50

PRINTERS



NEC Spinwriter

Letter Quality High Speed Printer
Includes TRS-80* interface software, quick change print fonts, 55 cps, bidirectional, high resolution plotting, graphing, proportional spacing: R.O. **\$2550**

R.O. with Tractor Feed **\$2650** KSR with Tractor Feed **\$2950**

779 CENTRONICS TRACTOR FEED PRINTER **\$969**

Same as Radio Shack line printer I

737 CENTRONICS FRICTION & PIN FEED PRINTER **\$799**

9 x 7 matrix Same as Radio Shack line printer IV

730 CENTRONICS FRICTION & PIN FEED PRINTER **\$629**

7 x 7 matrix Same as Radio Shack line printer II

P1 CENTRONICS PRINTER Same as Radio Shack quick printer **\$269**

PAPER TIGER (IP440) Includes 2K buffer and graphics option **\$679**

(IP460) Bidirectional, 160 cps, graphics and 2K buffer **\$1075**

TI-810 Faster than Radio Shack line printer III. Parallel and

serial w/TRS-80* interface software w/u + 1 case & paper tray

Compressed print, vertical form control **\$1589**

OKIDATA Microline 80 Friction and pin feed **\$1865**

Tractor Feed, friction, and pin feed **\$549**

Microline 83 Bidirectional, 120 cps, uses up to 15" paper **\$649**

EATON LRC 7000 + 64 columns, plain paper **\$1050**

ANADIX DP-9500 **\$1359** **DP-8000** **\$299**

CAT MODEM Works same as Radio Shack Telephone Interface II **\$825**

LEEDEX MONITOR Video 100 **\$148**

ZENITH Color Monitor **\$119**

SANYO Model VM 4509 9" Monitor **\$379**

DISK OPERATING SYSTEMS **\$155**

PATCHPAK #4 by Percom Data **\$ 8.95**

CP/M* for Model I, Zenith **\$145** • for Model II, Altos **\$169.00**

NEWDOS Plus 40track **\$ 99.00**

NEWDOS 80 **\$135.00**

ACCESSORIES

HEAD CLEANING DISKETTE: Cleans drive Read/Write head in 30 seconds. Diskettes absorb loose oxide particles, fingerprints, and other foreign particles that might hinder the performance of the drive head. Lasts at least 3 months with daily use. Specify 5 1/4" or 8". **\$20 ea/\$45 for 3**

FLOPPY SAVER: Protection for center holes of 5 1/4" floppy disks. Only 1 needed per diskette. Kit contains centering post, pressure tool, tough 7-mil mylar reinforcing rings. Installation tools and rings for 25 diskettes. **\$ 11.95** Re-orders of rings only **\$ 7.95**

EXTERNAL DATA SEPARATOR: Eliminates data separation problems (crc). Improves reliability. This plug in unit comes fully assembled and tested. **\$ 29.95**

RS232 **\$ 84.00**

RS232: Teletype current loop output from cassette port **\$ 49.00**

DISK-DRIVE EXTENDER CABLES: Fits all mini-disk drives. **\$ 16.95**

SIX (6) PRONG ISOLATOR: ISO-2 **\$ 54.00**

AC FILTER/6 PRONG POWER STRIP **\$ 39.00**

DISK DRIVE CABLES: 2 drive **\$29.00** 4 drive **\$ 35.00**

DUST COVERS: TRS-80/Apple **\$ 7.95**


PLASTIC DISKETTE HOLDER: For ring binder, holds 20 **\$ 8.00**

RF MODULATOR: Adapts video to TV **\$ 35.00**

TRS-80 & OTHER MYSTERIES **\$ 18.95**

NEC SPINWRITER THIMBLE **\$19.95** **RIBBON** **\$ 6.95**

CCS CARDS: Parallel or serial **\$115.00**



DISK DRIVES

\$314

40 track, 102K Bytes. Fully assembled and tested. Ready to plug-in and run the moment you receive it. Can be intermixed with each other and Radio Shack drive on same cable. TRS-80* compatible silver enclosure. 90 day warranty. One year on power supply. **External card edge included.**

FOR TRS-80*

CCI-100

CCI-280

CCI-800

For Zenith Z89

CCI-189

Z-87

5 1/4", 40 Track (102K Bytes) for Model I **\$314**

5 1/4", 80 Track (204K Bytes) for Model I **\$549**

8" Drive for Model II (1/2 Meg Bytes) **\$795**

5 1/4", 40 Track (102K Bytes) add-on drive **\$394**

Dual 5 1/4" add-on drive system **\$995**

DISKETTES — Box of 10 (5 1/4") — with plastic library case **\$24**

8" double density for Model II (box of 10) **\$36**

COMPLETE SYSTEMS

ALTOS 64K, DD, SS, 2-Drive, 1MB **\$3995**

APPLE 16K **\$989**

TRS-80* Model II-64K **\$3499**

TRS-80* LEVEL II-16K with keypad **\$689**

TRS-80* Expansion Interface **\$249**

HEWLETT PACKARD HP-85 **\$2950**

ZENITH Z89, 48K all-in-one computer **\$2500**

ZENITH Z19 **\$735**

TELEVIDEO 912B **\$745**

912C **\$755**

920B **\$769**

920C **\$779**

ATARI 400 **\$489**

ATARI 800 **\$749**

APF Game Only **\$99**

Complete System **\$499**

MATTEL INTELLIVISION **\$229**

Software available for all Complete Systems

SOFTWARE FOR THE TRS-80*

Software w/Manual

INTELLIGENT TERMINAL SYSTEM ST-80-II BY LANCE MILLER: Enables a TRS-80* to act as a dial-up terminal on any standard time sharing network. Provides a TRS-80* with control key, ESC Key, Repeat Key, Rub Out Key, Break Key, full upper and lower case support, selectable printer output and program selectable transmission rates. **\$139**

CCA-DATA MANAGEMENT SYSTEM: Automate your information processing tasks. You can create a file of customer information; quickly and easily add, delete or update records; search a file; keep a file in order of the value in any field; and print records and labels in any desired sequence or from just a part of a file. Requires 32K TRS-80 and one drive. **\$72.00**

S & M SYSTEMS

INSEQ-80™: Indexed Sequential Access Method (ISAM) for the TRS-80 Model I. A must for anyone writing business programs. Eliminates wasted disk space from direct record processing. Split second access to any record. Access data records instantly via alpha/numeric "key" eg. Part No., zip code or sequentially in ascending key sequence. Add/modify records in any order. Access up to three files per program — Files

may be spread over multiple disks. Machine language processing from your basic program. Utility program to convert direct files to INSEQ-80 format. **\$46.00**

FULLY INTERACTIVE ACCOUNTING PACKAGE: ISAM (INSEQ-80) based. Includes General Ledger, Accounts Payable, Accounts Receivable and Payroll. System runs "stand alone" or "co-ordinated G/L" at users option. Based on Osborne accounting method. Requires 32K, TRS-80, 2 or 3 drives. N/A CA. **\$99**

General Ledger **\$99**
Accounts Receivable **\$99**
Accounts Payable **\$99**
Payroll **\$99**

Osborne books. Req'd as additional documentation **\$20 ea**

INVENTORY Requires 32K, TRS-80, 1 drive **\$125**
INSORT-80: Callable form BASIC via USB. Sorts "Random" Disk Files, "Disk" to "Disk" sort times — 350 records in 35 secs. 1000 records in 6 minutes. 3500 records in 12 minutes. Machine language processing. Up to 35 sort keys ascending/descending. Utility to build BASIC program. Runs under NEWDOS. **\$46.95**

CP/M* BASED SOFTWARE for Zenith, Altos, Radio Shack, Apple

Software w/Manual

Z-80 SOFTCARD FOR APPLE: Your key to future software expansion. Get the best of both worlds. Apple's 8052 and CP/M Z-80. Plug in the card and get a Z-80. Supports Apple language card and all Apple peripherals. Comes with set of three manuals. **\$339**

CCI-TELNET VERSION 3: A communication Package which enables microcomputer users to communicate both with Large Mainframes and other microcomputers. Extensive commands make it useful in many applications where communication between computers is necessary. Powerful terminal mode enabling user to save all data from a session on disk. Completely CP/M compatible. Multiple communication

protocols supported. Able to transfer files in both directions without protocol where the other machine does not support any protocol. Extensive ON-SCREEN help. Source code provided. **\$149**

MICROPRO-WORD-STAR: Menu driven visual word processing system for use with standard terminals. Text formatting performed on screen. Facilities for text pagination, page number, justify, center and underscore. User can print one document while simultaneously editing a second. Edit facilities include global search and replace. Read/Write to other text files, block move, etc. Requires CRT terminal with addressable cursor positioning. **\$399**

DEALER (NATIONAL/INTERNATIONAL) INQUIRIES INVITED

Send for FREE Catalogue

The CPU SHOP

TO ORDER CALL TOLL FREE 1-800-343-6522

Massachusetts residents call (617) 242-3361

For detailed technical information, call 617/242-3361

Hours: 10AM-6PM (EST) M-F (Sat. till 5)

*TRS-80 is a Tandy Corporation Trademark


* Digital Research

5 Dexter Row, Dept. MC-11M
Charlestown, Massachusetts 02129

Massachusetts residents add

5% sales tax

Quantities on some items are limited



TRS-80 or II MEMORY EXPANSION CHIP SET:

\$39 !!

Lowest price ever on one of our most popular products. Now you can add eight 16K dynamic RAMs to TRS-80*, Apple, Heath H89, Exidy Sorcerer, newer PETs, and similar machines. Our chip set gives all the performance you want at a price you can afford. Add \$3 for two DIP shunts and complete TRS-80* conversion instructions. At this special price, quantities are limited... so act now!

* TRS-80 is a trademark of the Tandy Corporation

We also manufacture an extensive line of S-100 products; see CompuPro S-100 boards in person at finer computer stores world-wide. ✓75

TERMS: Cal res add tax. Allow 5% for shipping, excess refunded. VISA*/Mastercard* orders (\$25 min) call (415) 582-0830, 24 hours. COD OK with street address for UPS. Prices good through cover month of magazine.

GODBOUT
GODBOUT ELECTRONICS
Bldg. 725, Oakland Airport, CA 94614

SUPERIOR SOFTWARE PACKAGES FOR THE DISK BASED **TRS-80.** **SMARTTERM** •\$79.95 MOD II—\$250

UNQUESTIONABLY THE BEST
SMART TERMINAL PACKAGE
FOR THE TRS-80

- True Break Key
- Programmable 'soft' keys
- Forward/Reverse Scrolling Multipage Display
- Transmit from Disk File, Screen or Buffer
- Receive to Disk File, Buffer or printer
- Multi Protocol Capability

RENTAL INVENTORY CONTROL MOD II •\$2000

A COMPREHENSIVE PACKAGE
FOR MULTI-LOCATION LEASING/
RENTAL BUSINESSES.

- Tracking of all items by store and category
- Financial and tax depreciation schedules
- Complete reconciliation breakdown for purchases, transfers, rentals, and returns.

MICRON, INC. Call us for
10045 Waterford Drive Your Custom
Ellicott City, MD 21043 Software
(301) 461-2721 Requirements
* TRS-80 is a Trademark of Tandy Corp.

TRS-80* TRS-80* TRS-80* TRS-80

Model I system owners
SYSTEM TOO SMALL?

We take trade-ins on Model II
We also buy used systems outright
Call or write for quotation
USED TRS-80 SYSTEMS
We sell used keyboards, exp.int.,
disk drives, etc.

Call or write for quotes
NEW HARDWARE IN STOCK
16K Level II \$749.00

Radio Shack disk drives \$449.00
16K Memory-Lifetime warranty \$89.00
Centronics 730-I \$749.00
IDS 440 Paper Tiger \$949.00

SOFTWARE

TIGGER GRAF-TRS-80 to IDS
PAPER-TIGER graphics driver.

Utilize the graphics capability on our TIGER
resolution 495 by 575. \$149.95

PENCILFIX

Save your warranty. Use Pencilfix to avoid custom control key on your keyboard. Uses Radio Shack lowercase mod with electric pencil—\$14.95

SCRIP MOD

Patches SCRIPSIT to send control codes to specialty printers such as NEC, QUME, and Radio Shack line printer IV. \$39.95

PRINTER SPOOLER FOR MODEL I

Increases thruput of printer operations Fully relocatable
Buffer size user defined Executes as a BASIC program
A must when using Radio Shack printers
\$24.95

VERN STREET PRODUCTS

114 W. Taft Sapulpa, OK
74066 (918) 224-4260

We handle a full line of
Radio Shack products. ✓111

TERMS-COD WELCOME. CASH, CHECK, OR MONEY ORDER
ADD 3% FOR MASTER CHARGE AND VISA

PRINTERS & CRT'S

From **Orange Micro** ✓296

base inc.

2

IMPACT PRINTER

\$649.00

(LIST \$699.00)

"The BASE 2 outperforms every printer in its price range. Do a comparison and see for yourself..."

★ GRAPHICS ★ TRACTORS / FRICTION FEED

• 2K Input Buffer • RS-232 Serial, Centronics® Parallel, IEEE-488, 20 ma • TRS-80 Cable option • 60 LPM - 100 CPS • Fast form feed • User programmable character set • 64, 72, 80, 96, 120, 132 Columns / line • Expanded characters • 9.5" wide paper • Automatic skip-over-perforation • Horizontal & Vertical tabs • Programmable vertical line spacing • Intel 8085 Microprocessor — over 40 software commands • Self test • 15 Baud rates to 9600 Baud • Optional foreign character sets

Interfaces to TRS-80, Apple, Atari, PET, Northstar, and most other computers



TELEVIDEO CRT'S PRICES SLASHED!

TVI 912C
TVI 920C

Please Call Toll Free
Prices are too low to
advertise

PRINTERS

ANACOM 150 150 CPS, wide carriage, 9 x 9 dot (List \$1350) \$ Call
CENTRONICS 737 Text processing dot matrix (Radio Shack LP IV) \$ Call
CENTRONICS 730 (Radio Shack Line Printer II) 639
COMPRINT 912 225 CPS Electrostatic (List \$660) 529
OKIDATA MICROLINE 80 (List \$800) 599
EPSON Dot graphics, serial, parallel \$ Call
MALIBU Dot graphics, 132 Col, Letter quality \$ Call
PAPER TIGER IDS 440 w/graphics & 2K buffer (List \$1094) 939
QUME 5/45 Typewriter quality (List \$2905) 2499

INTERFACE EQUIPMENT

APPLE II — BASE 2 parallel graphics interface board. 160
SSM AIO BOARD Serial/Parallel interface board. (List \$225) 199
TRS-80 CABLES expansion interface or direct \$ Call

TOLL FREE (800) 854-8275

CA, AL, HI (714) 630-3322

Call for FREE CATALOG

Phone orders WELCOME. Same day shipment for VISA, MASTER CHARGE, and AMERICAN EXPRESS. Personal checks require 2 weeks to clear. Add 3% for shipping and handling. California residents add 6%. Manufacturer's warranty included. Prices subject to revision.

Orange Micro

3148 E. La Palma, Suite E
Anaheim, CA 92806


```

RINTTAB(14);Z$;"I PASSED GO I COLLECT $200":B=B+200
20 PRINTTAB(10);:PRINT"WILL SOMEONE ADVANCE MY TOKEN TO
";N$(X)
21 IFX=30,X=10:IJ=4:D=0:DD=0:PRINT:PRINTTAB(19);"AH, PH
OOY I MOVE ME TO JAIL":GOTO800:ELSEIFX<20,25ELSEPRINT
TAB(20);Z$;N$(X):PRINT:PRINTTAB(24);"HOW MUCH DO I GET"
;:INPUTP:PRINTTAB(28);:IFFP=0,PRINT"WOW, BUMMER"ELSEPR
INT"FANTASTIC"
24 B=B+FP:GOTO6
25 IFN$(X)=N$(7)ORN$(X)=N$(2)GOSUB950:GOTO6:ELSEIFX=4PR
INTTAB(21);"YUKY I ";N$(X):GOTO850:ELSEIFX<38,35ELSEPR
INTTAB(25);N$(X);" ????":R=75
32 IFB-R<0,210ELSEB=B-R:PRINTTAB(9);" PLEASE PLACE $";
R;"IN THE KITTY FROM MY ACCOUNT":GOTO6
35 IFX=100RX=40,6ELSEIFABS(B(X))=90RB(X)=90PRINTTAB(23)
;"HEAVY SIGH, I OWN THAT":GOTO6:ELSEIFABS(B(X))=80RB(X)
=80PRINTTAB(18);"SOME OF MY MORTGAGED PROPERTY":GOTO6:EL
SEIFB(X)>9W7=B(X)/10ELSEW7=ABS(B(X))
45 IFB(X)<>0PRINTTAB(20);"OOPS ALREADY OWNED BY ";P$(W7
);:PRINTTAB(12);"HOW MUCH RENT DO I OWE";:INPUTR:GOTO200

50 IFC(X)<B,B=B-C(X):PRINTTAB(10);"I'LL BUY IT - I'VE D
ELEASED $";C(X);"FROM MY ACCOUNT":PRINTTAB(10);"PLEASE
GIVE ME THE DEED TO ";N$(X):B(X)=9:B9=X:P9=9:GOSUB700:G
OTO6
60 PRINT"RATS I I ONLY HAVE $";B;" AND ";N$(X);" COSTS
$";C(X):GOTO6
65 FORT=1TO750:NEXTT:RETURN
70 CLS:PRINTTAB(12);"***** LEDGER *****"
;:PRINT:PRINTTAB(11);"MY BANK ACCOUNT AT THIS MOMEN
T IS $";B:PRINTTAB(16);"I OWN THE FOLLOWING PROPERTY":
FORM=1TO39:IFABS(B(M))=90RB(M)=90PRINTTAB(22);N$(M)
71 NEXT:PRINTTAB(16);"I OWN";HS;U$(0);" (S) AND ";HT;U$(
5);" (S)":XT=X:IFXT=0,XT=40
72 PRINTTAB(10);"I AM CURRENTLY RESIDING AT ";N$(XT):GO
TO6
75 CLS:PRINT"***** COMPUTER - M O N O P
O L Y *****":PRINT";STRINGS(62,176):PRINTCHR
$(191);TAB(63);CHR$(191);CHR$(191);TAB(13);T$;"TRANSA
CTIONS ..... 1";TAB(63);CHR$(191);CHR$(191);T
AB(13);T$;"CHANCE/DEBT";
80 PRINT" ..... 2";TAB(63);CHR$(191);CHR$(1
91);TAB(13);T$;" ..... 3";TAB(63);CHR$(191)
;CHR$(191);TAB(13);T$;"DIE ROLL .....
. 4";TAB(63);CHR$(191);CHR$(191);TAB(13);"MY TURN ....
..... 5";
85 PRINTTAB(63);CHR$(191);CHR$(191);TAB(13);"POS/COR ..
..... 6";TAB(63);CHR$(191);CHR$(19
1);TAB(13);"LEDGER ..... 7";TAB
(63);CHR$(191);CHR$(191);TAB(63);CHR$(191);TAB(1);STRIN
G$(62,131):GOTO10
90 GP=C(Y3):GC=C(Y2)
100 L3=0:G=20:K=GC-GP:IFAX>Y(9),115ELSEIFY(9)>Y(Y1),G=3
0ELSEL10
105 IFK>30+RND(G),L=16:GOTO120
110 L=L+RND(G):GOTO120
115 G=0:IFK>120+RND(20),L=20ELSEIFY(9)=Y(Y1),L=13ELSEL
10:IFS<L,130ELSEL10
120 IFS<L,140
130 IFP=1,612ELSEPRINTP$(Y1);" I'LL TRADE YOU ";N$(Y2):
PRINT"FOR ";N$(Y3);:IFL3=1,145ELSEIFL3=2,155ELSEPRINT:G
OTO165
140 L3=1:GOTO130
145 B1=K+C(Y2)+(C(Y3)*(1+RND(0))):PRINT" IF YOU WILL TH
ROW IN $";B1:GOTO165
150 L3=2:GOTO130
155 B1=C(Y3)+B*(C(Y3)/B:IFB-B1>S*10PRINT" I'LL THROW IN
$";B1;" TO BOOT!"
160 L3=0:GOTO130
165 A1=2:PRINTJ$:GOSUB7:IFA=2,195
170 PRINTZ$;" I";:IFQ=3PRINT" I ACCEPT"ELSEPRINT
175 IFL3=2,PRINTP$(Y1);" COLLECT $";B1;" FROM MY ACCOUN
T":B=B-B1:IFCS=2PRINT" PLEASE TRANSFER THE ";N$(Y3);" D
EED":GOTO180
180 IFL3=1,B=B+B1:PRINTP$(Y1);" DEPOSIT $";B1;"TO MY AC
COUNT"
185 PRINT" PLEASE EXCHANGE THE LOTS":IFP=1,300ELSEB(Y2)
=Y1:B9=Y2:P9=Y1:GOSUB700
188 IFP>0,300ELSEB(Y3)=9:P9=9:B9=Y3:GOSUB700:IFCS=2,CS=
0
190 GOSUB65:IFPX>0,75
195 F=F-4:GOTO750
200 IFR<B,B=B-R:PRINT"DRAW $";R;"FROM MY BANK ACCOUNT
- MY ACCOUNT IS NOW $";B:GOTO6
210 B1=0:SX=0:PRINTTAB(14);R$;"I'M A BIT SHORT I":ZA=9:
FORDX=0TO1
215 FORM=39TO1STEP-1:IFB(M)<>ZAORSX>0ORP(M)>0,235ELSECM
=C(M)/2:B1=B+CM:Q5=B(M):B(M)=8:P9=B:M=GOSUB700
220 N=0:PRINTTAB(9);"I'VE MORTGAGED ";N$(M);:IFSX>0RETUR
NELSEPRINT" FOR $";CM:IFB1>RORR<B1+B*.85,B=B+B1:GOTO200
225 IFWX=10RZA=90,296
235 IFZA=90,258ELSENEXTM:ZA=-9:IFDX<2,NEXTDX:DX=2
240 FORM=1TO39:IFP(M)=0,260ELSEP(M)=P(M):IFPM=5,PM=1
245 B2=PM*(M)/2:B1=B1+B2:IFP(M)=5,HT=HT-1ELSEHS=HS-P(M)
)
250 T(M)=P(M):P(M)=0:SX=1:GOSUB220:PRINT"'S ";:IFT(M)
)=5,N=5
253 U=T(M):IFU=5,U=1
255 PRINTU;U$(N);" (S) FOR $";B2:GOTO260
258 IFB(M)=90,SX=1
259 IF(M<37ANDM>3ANDSX=3)ORSX=2,ZA=90:GX=0:GOTO215
260 IFB1>RORR<B1+B*.95,B=B+B1:GOTO200
261 NEXTM:IFR<B+B1,B=B+B1:GOTO200
263 IFZA<90,ZA=90:GX=0:GOTO215

```

```

265 CLS:PRINT@470,"I 'M B A N K R U P T":PRINT:GOTO6
270 H=0:PRINTTAB(23);"I'M THINKING .....I":FORM=39TO1ST
EP-1:CM=C(M)/2:IF(ABS(B(M))=80RB(M)=80)ANDB-CM>RND(200)
PRINT"I'M PAYING OFF THE MORTGAGE ON ";N$(M);" $";CM:B9=
M:P9=9:B(M)=9:B=B-CM:H=1:GOSUB700
275 N=0:IFB(M)<>90ORB<111ORT(M)=0,290ELSEIFT(M)=5,P(M)=
5:HT=HT+1:N=5:T(M)=0:GOTO285
280 P(M)=P(M)+1:T(M)=T(M)-1:HS=HS+1
285 CM=M(M)/2:B=B-CM:PRINT"I'M REBUYING A ";U$(N);" AT
";N$(M);" FOR $";CM:H=1
290 NEXTM:IFH=1,INPUT"PRESS ENTER WHEN TRANSFERS CONCLU
DED";H
295 GOTO755
296 IFA=9,298ELSEIFZA=90,ZA=-9ELSEZA=9
297 WX=1:GOTO215
298 WX=0:ZA=90:GOTO215
300 P=0:CS=0:IFA3=2,304
302 FORZA=ZK+1TOZ6:B(Z(4))=9:P9=9:B9=Z(4):GOSUB700:NE
XT:IFPX=5,190
304 FORZA=1TOZK:B(Z(4))=Y1:B9=Z(4):P9=Y1:GOSUB700:NEX
T:IFPX<3,190ELSEY5=Y1:IFI=2,Y5=9
307 FORZA=1TOZ7:B(Z1(4))=Y5:B9=Z1(4):P9=Y5:GOSUB700:N
EXT:GOTO190
310 IFA3=2,350ELSEIFCP>0ANDB1<VX+GP*(1+E),675ELSEIFPL>0
ANDB1<GC*1+VX,675ELSE670
350 IFCP>1,670ELSEIFB1<GC*(3+RND(PL)),675ELSE670
425 XP=0:H4=0:N=0:CLS:PRINTTAB(7);"***** * * * * * CON
STRUCTION TIME * * * * *":PRINT:FORH7=1TOY(9)+1:
FORH6=0TO1STEP-1:IFB(H6)=90ANDT(H6)=0,450
440 NEXTH6:O=39:NEXTH7:O=L1
442 IFH4=0,PRINTTAB(15);R$;"NOTHING HAPPENING HERE":GOS
UB65:GOTO15
445 INPUT"PRESS ENTER WHEN CONSTRUCTION COMPLETE";DS:IF
XP>5,15ELSEXP=0:GOTO440
450 IFP(H6)=50RB-M(H6)<0,440ELSEB=B-M(H6)
454 IFP(H6)=4,HS=HS-4:P(H6)=5:N=5:HT=HT+1
456 PRINT"I'M BUILDING A ";U$(N);" AT ";N$(H6);" I'VE D
EDUCTED $";M(H6);"FROM MY ACCOUNT":L1=H6:IFP(H6)<4,HS=H
S+1:P(H6)=P(H6)+1
470 N=0:H4=H4+1:XP=XP+1:IFXP=5,445ELSE440
500 CLS:GV=0:B1=0:RANDOM:OK=0:P=1:PRINTTAB(16);" * "
;T1$;" *":PRINT:PRINTTAB(24);"WHO'S THERE?":PRINT:F
ORZ4=1TOP8:PRINTTAB(24);Z4;" - ";P$(Z4):NEXTZ4:PRINT:Z=
0
503 A1=P8:GOSUB7:Y1=A:CLS:PRINTTAB(10);" * "
;T1$;" *":Z7=0:PRINT:FORT=1TO5:PRINTTAB(20);T;"
";R$(T):NEXTT:Z6=0:ZK=0
510 A1=5:GOSUB7:PX=A:ONPXGOTO520,530,550,575,580
520 PRINT"TRADE : FOR WHICH OF MY PROPERTIES IS YOUR O
FFER":GOTO523
521 PRINTK$:Z6=Z6-1
523 Z6=Z6+1:Z(26)=0:INPUT" LOT ID#";Z(26):IFZ(26)>39,52
ELSEIFZ(26)<>0,523ELSEIFZK=0,ZK=Z6-1:PRINT"WHICH OF YO
UR PROPERTIES DO YOU OFFER IN TRADE":GOTO523
525 CLS:PRINT"YOU OFFER : ";FORZ4=ZK+1TOZ6:PRINTTAB(20);
N$(Z(4)):NEXTZ4:PRINT:PRINT"FOR MY ";:PRINT:FORZ4=1TOZ
K:PRINTTAB(20);N$(Z(4)):W=ABS(B(Z(4))):IFW>9ANDW<90
,OK=1
526 NEXTZ4:PRINT:CP=CP/Z4:IFPX>2RETURNELSEGOSUB565:IFPX
=1,596
527 PRINT"AND ";U$(A3);" KICK IN $";B1;:GOTO596
530 PRINTR$(2)
531 PRINT:PRINT"ARE YOU REQUESTING PAYMENT - 1 OR OFF
ERING PAYMENT - 2?"
533 A1=2:GOSUB7:A3=A:INPUT"HOW MUCH";B1:IFB1>9999,540EL
SEIFPX=2,520ELSEGV=GV+B1:RETURN
540 PRINTK$:GOTO533
550 CLS:PRINTR$(3)
553 PRINT"WHO PUTS UP THE EXTRA PROPERTY ME - 1 OR Y
OU - 2?"
555 A1=2:GOSUB7:A1=A:PRINT"I'M LISTENING":PRINT"WHICH A
RE THE PRIMARY PROPERTIES INVOLVED?":PRINT"OF MY PROPE
RTY":GOSUB523:PRINT:PRINT"AND THE ADDITIONAL PROPERTY
?":PRINT:GOTO560
558 PRINTK$:Z7=Z7-1
560 Y5=Y1:Z7=Z7+1:Z1(Z7)=0:INPUT" LOT ID#";Z1(Z7):IFZ1(
Z7)>39,558ELSEIFZ1(Z7)<>0,560ELSEZ7=Z7-1:FORZ4=1TOZ7:PR
INTN$(Z1(4));" ";GV=GV+C(Z1(Z4)):I=A1:IFA1=1,Y5=9
561 W=ABS(B(Z1(Z4))):IFW=Y5ORW=Y5*10,OK=1
564 NEXTZ4:PRINT:IFPX=4RETURN
565 PRINTS:P$(Y1):PRINT"YOU WANT ME TO TRADE YOU ";FO
RZ4=1TOZK:PRINTN$(Z(4));" ";:NEXTZ4:PRINT"FOR YOUR";:
FORZ4=ZK+1TOZ6-1:PRINTN$(Z(4));" ";:NEXTZ4:IFPX<3RETU
RNELSEPRINT" AND ";U$(A1);" THROW IN ";
573 FORZ4=1TOZ7:PRINTN$(Z1(Z4));" ";:NEXTZ4:IFPX=4RET
URNELSE596
575 PRINTR$(4):PRINT:GOSUB553:GOSUB531:GOSUB565:GOTO527

580 CLS:PRINTU$(4);" 'S ";:T1$:PRINT:PRINT"DO YOU PROPOSE
TO SALE - 1 OR PURCHASE - 2":A1=2:GOSUB7:A3=A:IFA3
=1,594
585 PRINT"WHICH OF MY PROPERTY ARE YOU INTERESTED IN":
GOTO593
590 PRINTK$:Z6=Z6-1
593 Z6=Z6+1:Z(26)=0:INPUT" LOT ID#";Z(26):IFZ(26)>39,59
0ELSEIFZ(26)<>0,593ELSEZ6=Z6-1:IFA3=1,RETURNELSEINPUT"A
ND HOW MUCH DO YOU OFFER TO PAY";B1:GOTO595
594 PRINT"WHAT DO YOU HAVE FOR SALE":GOSUB593:INPUT"HO
W MUCH MONEY ARE YOU ASKING";B1
595 PRINTP$(Y1);E$;" - YOU PROPOSE TO ";U$(2+A3);:FOR
Z4=1TOZ6:PRINTN$(Z(4));" ";:NEXTZ4:PRINT" FOR $";B1
596 PRINT"CORRECT?";J$:A1=2:GOSUB7:IFA=2,500
600 E=0:VX=RND(55):CP=0:PL=0:GC=0:GP=0:IFOR=1,670ELSEIF

```

Program continues

```

PX<>5,603ELSEIFA3=1,ZK=0:GOTO606
603 FORZ5=1TOZK:IFB(Z(25))<>9,670ELSEB9=Z(25):GOSUB700:
GC=GC+C(B9):IFB(X2)=Y1ORB(Z)=Y1,PL=2ELSEIFB(X2)=Y1ORB
(Z)=Y1ORB(Y)=Y1,PL=1
604 NEXT:IFZK>1,GC=GC/ZK
605 IFPX=5,610
606 FORZ9=ZK+1TOZ6:B9=Z(Z9):IFB(B9)=90,670ELSEGOSUB700:
GP=GP+C(B9):E=E+1:IFB(X2)=9ORB(Y)=9ORB(Z)=9,CP=2ELSE
IFB(X2)=9ORB(Z)=9ORB(Y)=9,CP=1
608 NEXT:IFZ6-E>1,GP=GP/(Z6-E)
610 Y2=Z(ZK):Y3=Z(ZK+1):GOTO100
612 IFPX=5,310
615 IFCP=1ANDPL=2,670ELSEIFPX>1,620ELSEIFL3=2ORL=10ORS>
L,675ELSE670
620 IFPX>2,628ELSEIFA3=1,625ELSEIFL3<>2ANDB1>50+RND(50)
,675
623 IFB1>PL*GC+VX,675ELSE670
625 IFB<B1ORB1>B*((CP*10+VX)/100),670ELSE675
628 IFPX>3ANDA3=2ANDB1>GV*.4,670
630 FORZ4=1TOZ7:W=Z1(Z4):IFW=-9ORW=90,670ELSEIFA1=1,B9=
W:GOSUB700:IFABS(B(X2))=Y1ORABS(B(Z))=Y1ORABS(B(Y))=Y1,
670
632 NEXTZ4
635 IFA1=2,645ELSE3=10:IFL3=2,S3=0
640 IFCP=2ANDS>S3ANDGV<400,675ELSE670
645 IFCP>PL,670ELSEIFL3=0,S4=200ELSEIFL3=1,S4=400ELSE4
=0
648 IFGV>S4,675ELSE670
670 PRINT:PRINT"WITH REGRET I MUST REFUSE YOUR OFFER":
IFOK=1PRINT" TURKEY!"
671 GOSUB65:GOTO75
675 IFPX=1ORPX=3,L3=0:GOTO685
680 L3=3-A3:IFPX=5,CS=L3
685 GOTO170
700 ONB9GOTO 703,750,703,750,750,705,750,705,750,71
0,750,710,710,750,715,750,715,715,750,720,750,720,720,7
50,725,725,750,725,750,730,730,750,730,750,750,733,750,
733
703 V=1:X2=1:Y=3:Z=B9:GOTO735
705 X2=6:Y=8:Z=9:GOTO735
710 X2=11:Y=13:Z=14:GOTO735
715 X2=16:Y=18:Z=19:GOTO735
720 X2=21:Y=23:Z=24:GOTO735
725 X2=26:Y=27:Z=29:GOTO735
730 X2=31:Y=32:Z=34:GOTO735
733 V=1:X2=37:Y=39:Z=B9
735 IFP=1RETURNELSEIFV=2,775ELSEIFV=1,760ELSEQ8=ABS(P
9)=ABS(B(Y)):Q7=ABS(P9)=ABS(B(Z)):Q6=ABS(P9)=ABS(B(X2)):
Q9=Q8+Q7+Q6:Q4=Q9:IFQ9=-3,Q9=10ELSEIFQ9=-1,Q9=1ELSEIFQ
9=-2,Q9=-1
736 IFQ5<10ORQ4=-3,739ELSEIFB(B9)=B(Y)/10ORB(B9)=B(Z)/1
0,752ELSEY(P9)=Y(P9)-1:IFB9<>X2,B(X2)=B(X2)/-10
737 IFB9<>Y,B(Y)=B(Y)/-10
738 IFB9<>Z,B(Z)=B(Z)/-10
739 B(B9)=B(B9)*Q9:IFV=1,V=0:IFB(B9)>9,741ELSEIFABS(B(X
2))<>ABS(B(Y)),750
741 IFQ8=0,745ELSEIFQ8=Q7,B(Y)=B(B9):B(Z)=B(B9):IFQ6<>Q
7ANDB(X2)=<0,B(X2)=B(X2)*-1
742 IFQ8=Q6,B(Y)=B(B9):B(X2)=B(B9):IFQ7<>Q6ANDB(Z)<0,B(
Z)=B(Z)*-1
745 IFQ7<>0ANDQ7=Q6,B(Z)=B(B9):B(X2)=B(B9):IFQ8<>Q6ANDB
(Y)<0B(Y)=B(Y)*-1
749 IFQ9=10,Y(P9)=Y(P9)+1
750 S=S+1:RETURN
752 B(B9)=B(B9)*10:RETURN
755 FORF=39TO1STEP-1:IFB(F)=-9,VV=1:B9=F:GOTO700
758 IFP<0,F=0
759 NEXTF:IFY(9)>0ANDB>RND(150)+210,425ELSE15
760 VV=0:IFB(X2)>0ANDB(X2)<8 Y1=B(X2):Y3=X2:GOTO770
763 IFB(Y)>0ANDB(Y)<8 Y1=B(Y):Y3=Y:GOTO770
765 IFB(Z)>0ANDB(Z)<8 Y1=B(Z):Y3=Z:GOTO770
766 IFP>4ANDF<36,758ELSEIFB(X2)<0ANDB(X2)<>-9,Y1=ABS(B(
X2)):Y3=X2:GOTO769
767 IFB(Y)<0ANDB(Y)<>-9,Y1=ABS(B(Y)):Y3=Y:GOTO769:ELSE7

```

```

58
769 IFP<4,771
770 FORX3=39TO1STEP-1:IFB(X3)<>-Y1 NEXTX3ELSEVV=2:B9=X3
:GOTO700
771 B1=C(Y3)+(B*(Y3)/B):IFB-B1<0,195ELSEPRINTPS(Y1):
" I'LL GIVE YOU $";B1;" FOR ";NS(Y3):L3=2:CS=2:GOTO165
775 VV=0:IFB(X2)=9 Y2=X2:GOTO780
776 IFB(Y)=9 Y2=Y:GOTO780
777 IFB(Z)=9 Y2=Z:GOTO780
778 NEXTX3:GOTO771
780 FORZX=1TOP8:IFY(ZX)>0,AX=1
783 NEXTZX:GOTO90
800 IFJA>0,815ELSEIFDD>0ANDDD<3,IJ=0:GOTO810
802 IFS<16ANDB-50>50,PRINT" NO FUTURE IN HERE ":GOTO80
4
803 IJ=IJ-1:IFIJ<>0,805ELSE PRINT"THAT'S ALL FOLKS - ";
804 PRINT"I'VE GOT TO";CS;" ":R=50:DD=0:IJ=0:GOTO32
805 IFIJ<3,PRINTTAB(17);"I ONLY HAVE";IJ;"MORE TIMES IN
JAIL"
807 GOTO6
810 PRINTTAB(16);Z$;
812 PRINT"SET ME ON ";NS(10):DD=0:IJ=0:GOTO6
815 JA=JA-1:PRINT"PLACE MY";CS;"FREE CARD IN THE DECK &
";GOTO812
850 R=0:FORX1=1TO39:IFB(X1)=9ORB(X1)=ABS(9),R=R+C(X1):
IFP(X1)=0,855ELSEIFP(X1)=5,J=M(X1)ELSEJ=P(X1)*M(X1)
854 R=R+J
855 NEXTR=R*(R+B)*.1:IFR>200,R=200
860 PRINT"I HAVE COMPUTED MY TAXES TO BE $";R;:GOTO32
950 PRINTTAB(8);"AND DRAW THE TOP CARD FROM THE ";NS(X)
;" STACK":PRINTTAB(8);"THEN BASED UPON THE CONTENTS OF
THE CARD PERFORM ONE":PRINTTAB(17);"OF THE FOLLOWING OP
ERATIONS FOR ME":PRINT
955 PRINTTAB(18);"AN ACCOUNT DEPOSIT ..... 1":PRI
NTTAB(18);"AN ACCOUNT DEDUCTION..... 2":PRINTTAB(1
8);"STREET ASSESSMENT ..... 3":PRINTTAB(18);"A";
CS;"FREE CARD .. 4":PRINTTAB(18);"A BOARD ADVANCEMENT .
..... 5"
956 PRINTTAB(18);"GO BACK 3-SPACE ..... 6":A1=
6
958 GOSUB7:PRINTTAB(6);:ONAGOTO993,990,960,994,995,998
960 PRINT"***** STREET ASSESSMENT/REPAIRS *****
* * * * *H1=40:H2=115:IFNS(X)=NS(7) H1=25:H2=100
965 R=(HS*H1)+(HT*H2):IFR=0,PRINTTAB(27);"AM I LUCKY":G
OTO6
970 PRINT"GOOD GRIEF! I'VE GOT TO PAY $";R;:GOTO32
990 PRINT"***** DEDUCTION *****
* * * * *:GOSUB992:IFB-R<0,210ELSEB=B-R
991 PRINT"MY ACCOUNT HAS BEEN DULY ";D$(A);" AND NOW TO
TALS $";B:RETURN
992 PRINT:INPUT"ENTER THE AMOUNT PLEASE";R:RETURN
993 PRINT"***** DEPOSIT *****
* * * * *:GOSUB992:B=R+B:GOTO991
994 JA=JA+1:PRINTTAB(14);"*****CS;"FREE * * * * *
":PRINTTAB(23);"I CAN ALWAYS USE THAT":RETURN
995 D=0:PRINT"***** BOARD ADVANCEMENT * *
* * * * *:PRINT:PRINTTAB(16);:INPUT"WHAT'S THE ID
# OF MY DESTINATION";AB:IFAB<X,D=40
996 X=AB:IFQ=6,75ELSE18
998 X=X-3:IFX=-1,X=39
999 GOTO20
1000 DATAMEDITERREANEAN AVENUE,COMMUNITY CHEST,BALTIC AV
ENUE,INCOME TAX,READING R & R,ORIENTAL AVENUE,CHANCE,VE
RMONT AVENUE,CONNECTICUT AVENUE,JUST VISITING
1010 DATASAT. CHARLES PLACE,ELECTRIC COMPANY,STATES AVEN
UE,VIRGINIA AVENUE,PENNSYLVANIA R & R,ST. JAMES PLACE,C
OMMUNITY CHEST,TENNESSEE AVENUE,NEW YORK AVENUE,FREE PA
RKING
1020 DATAKENTUCKY AVENUE,CHANCE,INDIANA AVENUE,ILLINOIS
AVENUE,B & O RAILROAD,ATLANTIC AVENUE,VENTNOR AVENUE,W
ATER WORKS,MARVIN GARDENS,GO TO JAIL
1030 DATAPACIFIC AVENUE,NORTH CAROLINA AVENUE,COMMUNITY
CHEST,PENNSYLVANIA AVENUE,SHORT LINE R & R,CHANCE,PARK
PLACE,LUXURY TAX,BOARDWALK,GO

```

MOVING?

Let us know 8 weeks in advance so that you won't miss a single issue of 80 Microcomputing.

Attach old label where indicated and print new address in space provided. Also include your mailing label whenever you write concerning your subscription. It helps us serve you promptly.

☐ Address change only ☐ Extend subscription ☐ Enter new subscription
☐ 1 year \$18.00 ☐ Payment enclosed ☐ Bill me later

If you have no label handy, print OLD address here

print NEW address here

AFFIX LABEL

Name _____ Name _____
Address _____ Address _____
City _____ State _____ Zip _____ City _____ State _____ Zip _____

80 MICROCOMPUTING

P O Box 981 • Farmingdale NY 11737

MODEL II



26-4002
64K 1 Drive
\$3499.00

MODEL III



26-1061 4K I. \$630.00
26-1062 16K III. 900.00
26-1063 32K III
2-Drives, RS232. 2246.00



CENTRONICS

Fast 100 CPS Centronics
730 Printer. \$675.00
Text Quality Centronics
737 Printer. \$850.00

Model II Cobol Compiler
\$360.00
Cobol Run Time Package
\$36.00

AUTHORIZED TRS-80® DEALER A301

COMPUTER SPECIALISTS


26-1056 16K Level II System with Keypad. \$670.00
26-1145 RS-232 Board. 84.00
26-1140 "O" K Interface. 249.00
26-1141 "16" K Interface. 365.00
26-1142 "32" K Interface. 476.00
26-1160 Mini Disk - Drive O. 424.00
26-1161 Mini Disk - Additional. 424.00
26-1154 Lineprinter II. 720.00
26-1156 Lineprinter III. 1799.00
26-1180 Voice Synthesizer. 339.00
26-1181 VOXBOX. 145.00
26-1104 Factory Upper/Lower
Case Modification Installed. 70.00
26-1506 Scripsit - Tape. 60.00
26-1563 Scripsit - Disk. 85.00

NOTE: Call for availability of VIDEO TEX, Model III, Color,
and other new products.

ALL OTHER R.S. SOFTWARE
FURNITURE, STANDS, CABLES
AND ACCESSORIES DEDUCT
10% FROM CATALOG PRICE

Novation Cat Modem. . \$149.00
CCA Data Management
System. 72.00
Adventure Games
Games 1-9 each. 14.00

Pocket Computer



26-3501 1.9K P.C. \$225.00
26-3503 Cassette I/F. 45.00
14-812 Recorder. 72.00

MODEL I



26-1054
4K Level II
\$552.00

COLOR



26-3001 4K. \$360.00
26-3002 16K. 540.00
26-3010 Color Video. 360.00
26-1206 Recorder. 54.00
26-3008 Joysticks. 22.50

 **Acorn**
Software
Products, Inc.

GAMES:

Alien Invasion. \$9.00
Stock Market. 9.00
Star Trek. 9.00
Block 'Em. 9.00
Ting-Tong. 9.00

UTILITIES:

System Savers. 14.00

EDUCATION:

Language Teacher. 18.00

FREE: CATALOG
UPON REQUEST

1-800-841-0860 Toll Free Order Entry

✓72

MICRO MANAGEMENT SYSTEMS, INC.

No Taxes on Out Of
State Shipments

Immediate Shipment
From Stock on Most Items

DOWNTOWN PLAZA SHOPPING CENTER
115 C SECOND AVE. S.W.
CAIRO, GEORGIA 31728
(912) 377-7120 Ga. Phone No.

*TRS-80 is a registered trademark of the Tandy Corp.

Full Factory Warranty
on All Items Sold.

Largest Inventory
In the S.E. U.S.A.

An 80 application for darkroom denizens who lack photographic memories.

The Fixer

Peter Ashley
10 Clinton St.
Portland, ME 04103

Being a photography teacher as well as a computerist, it seemed natural that I combine the two interests. The first and most obvious photographic use for the personal computer is an electronic collecting place for photographic data.

Photographers are deluged with masses of technical information that is supposed to assist them in making better photographs: camera types, film speeds, filters, exposure variables, chemicals, time and temperature calculations, paper grades, and long lists of photographic accessories.

Why not put it all in one easily accessible place?

A second promising blend of photography and the microcomputer is its educational application. The personal computer can simulate several photographic processes such as f/stop openings and shutter speed action. It can quickly calculate exposure setting changes, proportions for chemical mixing, and time-temperature relationships. And it can actually do all your timing for you, so that a budding photographer can concentrate on making good photographs.

In the future, easy to use add-ons will be available to the photographer. With the proper circuitry you will be able to interface devices that measure light, moisture and temperature. Already the computer can be used to time the enlarger. It can set and trip critical shutter speeds. It can coordinate multiple lighting set-ups and multiple camera arrangements.

Photographic Notebook

The application I chose here is film development, because it allows the TRS-80 to show off several of its advantages. The program that follows is designed to be part of a series of photographic programs that can be combined into a photographic notebook.

When designing the program, I wanted it to be easy enough for the beginner to use, yet be valuable to a more experienced photographer. It had to run smoothly so that, while using it, you assume the role of a photographer—not a computer programmer. Finally, I wanted a flashy program to satisfy my creative instincts.

Film development uses a highly interactive style to lead you through nine steps toward printing of a variety of black-and-white film types. You simply select the film and developer you are using, and let the computer handle all the timing cycles.

The program assumes that you are using a temperature of 68 degrees Fahrenheit. However, you can alter the development time in case you are using a different temperature or you are compensating for under or over exposure.

All input is followed by a reassuring beep and the completion of each timing cycle is signaled with an audio alarm. To make use of these sound features, connect the cable coming from the keyboard (this normally plugs into the aux input of the cassette recorders) into an amplifier. You can leave both the recorder and the amplifier connected by using a Y-adaptor.

The sound routine, which is Dennis Kitz's Babybeep (April, 80 *Microcomputing*) is found in lines 200 through 400.

All single stroke input uses the INKEY\$ feature of Level II. Multiple key input is used only at noncritical times and, of course, requires the use of the enter key.


In lines 500-599 the computer allows you the option of fine-tuning the timer. This routine is for the benefit of non-programmers. Normally you will be able to answer N, and let the timer work in its preset condition. The loop value is set as 30090 in line 30.

However, if your TRS-80 clock is found to operate at a slightly different rate, or if you have modified any part of the program that effects the timing loop, you have two options: Firstly, assign a different value to TZ in line 30. Secondly, simply answer Y when running the fine tune routine and follow its instructions.

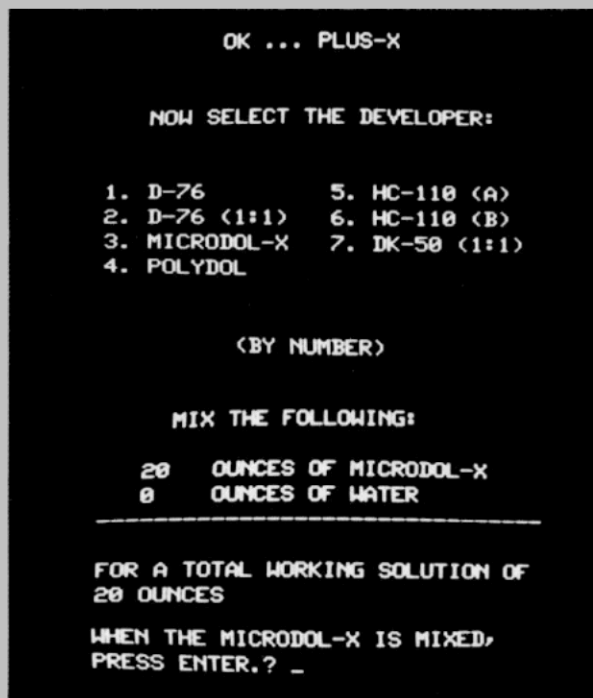
Assume Familiarity

The program assumes some familiarity with developing black and white film. However, it is careful to guide beginners systematically.


You select your film and developer from a model defined by the program in lines 600



Above: Title employs a graphic device while data is read.



Top: Menu of Developers. Bottom: Mixing instructions for Developer. Left: Timing time is shown using the clock routine.




Left: Each step pauses until you want the timer to begin. Above: Each step is user-interactive.



The MICROCONDUCTOR™

the ultimate
database manager
for your TRS-80® and Apple®

Compose Any Software Program
By simply answering the questions,
YOU Describe the file layouts
YOU Specify the print formats
YOU Design the update functions.
The CONDUCTOR DOES THE WORK!!!



The MICROCONDUCTOR™ directs your computer to compose, organize and summarize all information you need to solve your software and business problems.

With The MICROCONDUCTOR™, your computer will be able to compose any record-keeping software you need. In the office, The MICROCONDUCTOR™ can help with anything from accounts receivable to property management. You'll find that The MICROCONDUCTOR™ is ideal for the shop too. Let it take care of your inventory records, sales analysis, price lists, and more.

The MICROCONDUCTOR™ is not just a file manager but a true Data Base Management System suitable for both the novice and professional users.

Some of the modules of this masterpiece are:

- DATA FILE—One step file creation. Just set it, and forget it.
- MAINT.— Manipulate your data files with ease; add, delete, modify, scan, relocate, and more.
- SORT— Sort any number of fields, in any sequence, ascending or descending order.
- UPDATE— Single or dual file report and update utility.

Introductory Prices

TRS-80® Model I	\$249
Apple®	\$299
TRS-80® Model II	\$399

The MICROCONDUCTOR™ is power at your fingertips! Power to set up, maintain, sort, report, and update data files at whim. Just imagine: with the MICROCONDUCTOR™, you can establish a custom mailing list system in 30 minutes, accounts receivable in 2 hours, a complete business system in only a few working days. Never before has your computer been given such power!

DATA FILES—No limit on the number of records a file can have.

FIELDS—Any type (string, integer, single, double). Eight entry modes (including defaults, counting, and suppress).

REPORTS—Four ways to generate reports. Total numeric column(s). Print on any paper in any format (statements, labels, etc.).

SORT—Any field(s) in any combination (i.e. multiple-key sort). Any size file, numeric or ASCII. Ascending or descending.

MAINT.—Command anticipation. Record duplication. Direct access and sequential search.

UPDATING/

MERGING—Add, subtract, multiply, divide fields. Combine results from previous calculations. Test for any condition and take action.

*Registered trade mark of Apple & Radio Shack.



**MICROCOMPUTER
TECHNOLOGY
INCORPORATED**

3304 W. MacArthur • Santa Ana, CA 92704 • (714) 979-9923



VISA



Apparat, Inc.

(303) 741-1778
7310 E. Princeton Ave. • Denver, CO 80237 • (303) 758-7275

ALL PRICES CASH DISCOUNTED

FREIGHT FOB/FACTORY

ASK FOR OUR FREE CATALOGUE

264

SAVE / add-ons for TRS-80® Software and Hardware

NEWDOS 80

A new enhanced NEWDOS for the TRS-80.

The most powerful Disk Operating System for the TRS-80, designed for the sophisticated user and professional programmer who demands the ultimate.

NEWDOS/80 is the planned upgrade from NEWDOS 2.1. Some of the features are:

- New BASIC commands for files with variable record lengths up to 4095.
- Mix or match drives. Use 35, 40 or 80 track 5" disk drives or 8" disk drives, or combo.
- Security boot-up for BASIC or machine code application programs.
- New editing commands.
- Enhanced RENUMBER that allows relocation.
- Command chaining.
- Device handling for routing to display and printer simultaneously.
- DFG function; striking of D, F and G keys allows user to enter a mini-DOS without disturbing program.
- Compatible with NEWDOS & TRSDOS.
- Machine language Superzap/80 2.1 utilities and enhanced debug and copy.

\$149

NEW

TF-8 80 TRACK DISK DRIVE

Double Your Capacity


\$639

TF-9 DUAL 80 TRACK DISK DRIVE

Quadruple Your Capacity

\$789

FACTORY CLEARANCE



Demo single or dual head MPI disc drive, complete with Power Supply and Chassis. Full warranty.

TF5D 40 TK **\$279**

TDH-1D Dual 35 TK **\$419**
LIMITED QUANTITIES

Announcing

8" Floppy Disk Drive System

for Model I



- One SA801 Floppy
- NEWDOS 80
- Cable & Adapter

\$1095

Disk Drive Sale!

Complete with power supply and chassis.

TF-3 Shugart SA400 **\$339**

Pertec FD200, 40 track **\$379**

TF 5 MPI B51, 40 track **\$369**

TF7 Micropolis 77 track **\$574**

TDH-1 Dual Sided drive 35 track **\$499**

TF-3M Drive Sys. 2 Shugart **\$698**

NEWDOS+ **\$110** 35 track **\$99**

Microconductor, Data Base Mgr.

Mod I **\$249** Mod II **\$399**

AJA Business Pkg. **\$359**

The Source **\$100**

Basic Compiler **\$195**



Disk Expansion System

- 2 Shugart SA400 TF-3 **\$718**
- 1 Two-Drive Cable **\$ 25**
- 1 Expansion Interface 32K **\$489**
- 1 35-track DOS+ **\$ 99**

TOTAL LIST PRICE **\$1331**

SPECIAL PRICE ONLY \$1,149

Same as above but includes TRS-80® Level II **\$1949**

MOD II 8" Disk System

- 1 Drive System **\$949**
- 2 Drive Expansion System **\$1,445**

Drives for any Microcomputer

Does not include power supply & cabinet.

Pertec FD200 **\$282** FD250 **\$359**

Shugart SA400 **\$279** SA800/801 **\$479**

MPI B51 **\$279** B52 **\$349**

MPI B91 **\$399** B92 **\$525**

Printers

Centronic 779 **\$1,069**

Base 2 **\$649**


Centronics 737 **\$939**

Centronics 702-9 **\$1,995**

Anadex 9501 **\$1,549**

Malibu **\$2,495**

Spinwriter **\$2,549**



Daisy Wheel **\$1,779**

More Savings



**INTRODUCTORY OFFER
SAVE \$300**

TRS-80 Graphics
List \$949

OKIDATA
MICROLINE 80 **\$649**

Memory Kit (16K) **\$49.00**

AC Isolator (6 socket) **\$49.95**

Disk Head Cleaner **\$19.95**

Diskettes (10) **\$30.00**



Apparat, Inc.

4401 South Tamarac Parkway • Denver, CO 80237 • (303) 741-1778



**MICROCOMPUTER
TECHNOLOGY
INCORPORATED**

Order Desk Only 800-854-7222

3304 W. MacArthur • Santa Ana, CA 92704 • (714) 979-9923



TELEX
678-401
TAB IRIN

All prices cash discounted / Freight: FOB factory. Ask for our free catalog.

Professional software

TRS-80® MODEL II

NOW AVAILABLE!

BASIC CROSS REFERENCE

- FIND WHERE NAMES ARE USED FAST!
- CAN YOU DELETE THAT LINE? FIND OUT!
- DO YOU HAVE DEAD CODING?
- WANT A NICE PROGRAM LISTING WITH DATE & TIME IN HEADING.

- SAVE HOURS!
- PARALLEL/SERIAL PRINTERS
- SEVERAL OPTIONS
- 6/8 LPI VARIABLE LINE WIDTH & PAGE DEPTH.

\$59.99DOCUMENTATION ONLY \$10.00
DEDUCTIBLE ON PURCHASE+ \$3.00
POSTAGE &
HANDLING**DISK SORT**

- MENU DRIVEN
- RANDOM FILES
- CHAINS TO SYSTEM OR BASIC PROGRAMS

- YOU DON'T HAVE TO BE A PROGRAMMER TO USE IT!
- EASY TO USE
- FAST!
- SPECS. SAVED ON DISK

- EASY TO INSERT INTO JOB STREAM FOR NON-STOP RUNNING!

\$69.99DOCUMENTATION ONLY \$10.00
DEDUCTIBLE ON PURCHASE+ \$3.00
POSTAGE &
HANDLING**BASIC COMPILER**

- TRSDOS®/BASIC COMPATIBLE!
- FASTER THAN BASIC BY UP TO 30 TIMES

- EASY TO USE
- AUGMENTED WITH OUR DOCUMENTATION

• WRITTEN BY MICROSOFT

\$350.00+ \$5.00 POSTAGE &
HANDLINGTRS-80® & TRSDOS® ARE REGISTERED
TRADEMARKS OF TANDY CORP.**GOOD-LYDDON DATA SYSTEMS**
5486 RIVERSIDE DR., CHINO, CA. 91710

MASTER CHARGE or VISA accepted.

TRS-80 Owners: Turn Your Typewriter Into A Printer



Dealer Inquiries Invited.

...With the KGS~80 Keyboard Actuator

- Plug-in compatibility with the TRS-80... attractive enclosure contains actuator and interface.
- Least expensive way to get letter quality printing.
- No mechanical modifications to the typewriter are necessary.
- Rests firmly above the typewriter keyboard. Can be installed or removed in 5 seconds.
- Does not require any software to operate... works with Pencil, Scripsit and other word processing programs.
- Solenoids with soft plastic tips strike typewriter keys with the same force a typist would exert.

**KOGYOSHA CO., LTD.**

179 Riveredge Rd., Tenafly, N.J. 07670 (201) 568-8769

and 800 respectively. If your favorite film or developer is not used, it is easy to make an addition or change. If you do make changes, be sure to alter the developing times. These are found as data in line 1200 and within a video chart beginning at line 1500.

At line 2000 the program introduces the nine steps it will use to develop your black and white film. In addition to develop, stop and fix, the program includes other processing steps that are useful. For example, a step is devoted to hypo-clearing to speed up the washing time. The final list reads:

1. Load
2. Develop
3. Stop
4. Fix
5. Rinse (this is a pre-wash step, using water)
6. Hypo Clearing
7. Wash
8. Wetting Agent
9. Dry

This list should be complete enough to satisfy most darkroom workers.

When running the program, you are given the chance to review these nine steps. The review also covers a short explanation of what each step does. If you are familiar with the developing process, you can bypass this review by answering N (line 2020).

Several of the imbedded routines may be useful for those wishing to create their own film developing program. Developer Mixing (line 2500) and a subroutine that calculates chemical ratios (line 3100) contain the annoying mathematics that must always be computed before chemicals can be added to your developing tank.

It's easy to extract the routines for Develop, Stop, Fix, Wash and Dry. They are listed with associated timings in lines 2600-3000. If you do not use a hypo-clearing agent, or wish to make other modifications to the program's chemistry, this is the area of the program to review. All of these steps use the Clock routine found in line 3300 and the Alarm routine found in line 3600.

The decimal equivalents for Dennis

AS	Press ENTER
DS	Developer Type
FS	Film Type
IS	Interrupt Timer
RS	Review Steps
GS,HS	Film Graphics
X	Timing Loops
I	Timing Loops
D	Developer Choice
F	Film Choice
M	Minutes
S	Seconds
SS	Stock Solution
SW	Water Solution
ST	Total Working Solution
ZQ	Timer Check (ZQ = 3.149) Line 3425
TZ	Timing Loop Increment Delay Line 30090

Table 1. Line Numbering for Film Development

Everything needed to add powerful controller capability to TRS-80, Model 1, Level 2 or DOS

SCIENTIFIC ENGINEERING LABORATORIES11 NEIL DRIVE • OLD BETHPAGE, NEW YORK 11804
TELEPHONE (516) 694-3205**GP1B-488 to TRS-80*
INTERFACE**

Mod. 488-80B

\$225.00

+ shipping, insurance & tax

**SPECIFY
DISK OR TAPE**

*Trade Mark of Tandy Corp.
There is no affiliation between
Scientific Engineering Laboratories
and Tandy Corporation or Radio
Shack.

CASIO**Calculator Watch**

- Time - Calendar Display
- 8 Digit Calculator
- Stopwatch

\$42.95**F 80 Alarm Chronograph \$26.95****Mattel Intellivision****\$239.95**ALSO: Atari Sharp Cobra JVC
SONY Panasonic**BSR The Controller™**

THE BSR SYSTEM X-10™

Command Console	31.95
Ultrasonic Console	33.95
Cordless Controller	16.95
TIMER	59.95
Appliance Module	13.49
Lamp Module	13.49
Wall Switch	14.95

SYNAPSE VIDEO

P.O. BOX 982

NEW YORK, N.Y. 10008

Kitsz's machine routine are found in the data lines 200-400. Prior to the use of a particular sound, a value is POKED into 16526, and Babybeep is called using X = USR(0).

Program Graphics

Notice that the cover (line 100) is supposed to represent a picture of a strip of 35mm film. The blank film magically develops into the title, Film Development. All this is intended to dazzle your eyes and leave you entertained, while the DATA statements (line 200 on) are read. I find this approach superior to a message such as "Please wait" or "I'm working."

The second use of graphics also represents a strip of film. The subroutine in lines 3800-3870 also uses a graphic strip of film designed as a screen prompt. A value is assigned to the Y-axis, corresponding to a horizontal line position. This value in conjunction with the X values 0-127 is used in

10	Title
100	Cover
200	Babybeep
500	Timer Fine Tune
600	Select Film
800	Select Developer
1000	Film Developer Times
2000	The Nine Steps
2300	Load the Film
2500	Developer Mixing
2600	Develop
2700	Stop and Fix
2800	Wash and Dry
3000	Two-second Delay
3100	Mixing Chemicals
3300	Clock Routine
3600	Alarm
3800	Horizontal Lines (moving film strip)
3850	Solid Line
3870	Broken Line
3900	Error Message

Table 2. Film Development Variables

the Horizontal Line subroutines to SET the line.

SET and RESET are preferable here over other more rapid graphics, such as PRINT@ STRING, precisely because they are slower. The activity of a moving line is more eye-catching than an instant line.

At the very end of the listing is a short Error subroutine (line 3900). This is called in the case of an illegal input. This subroutine prints a polite "You have done wrong" message, and then, once again, returns you to the original input request.

There you have it. The program is somewhat long at 11K, but it contains many useful routines that can be used in other programs. A cassette version is available from myself. The program should be easy to follow by referring to Tables 1 and 2 and the REM statements. Also the line numbering should make it easier to separate each routine. ■

GENEALOGY

Compiling Roots and Branches

An extensive family tree system for the Radio Shack TRS-80

64K 1-disk Model II

STORES AND REVIEWS 1000 FAMILY MEMBERS' names, dates, places, marital statuses (2), relationships (father, mother, spouses (2), children (16)), and footnotes (2)

OUTPUTS complete Family Books of info for yourself and others, new and revised pages for Family Book recipients, indices to names and their ID numbers, indented format 8-generation pedigree and descendant charts, lists of dates and footnotes, and blank and filled-in forms to solicit info. Includes comprehensive indexed 70+ page manual.

Diskette with manual \$250.00

Manual & 9-program 81K BASIC listings \$50.00*

Manual alone \$25.00*

*applicable toward diskette purchase

Brief description with example printouts \$1.00

Send check or money order or call for more details.

John J. Armstrong

3700 Whispering Pine Rd. #47B ✓ 414

Mobile, AL 36608

Phone evenings 205/342-7642

From the original author of Roots and Branches

Personal Computing magazine September 1979

*TRS-80 is a registered trademark of Tandy Corp.

Hard Copy Printer For Your Computer

COMPLETELY REFURBISHED

Model 33, Friction Feed
Receive only. Table Model, 110
Baud, 8 level ASCII Code, 20
MA Loop

\$279.95

Complete line of options available. Check
or M.O. \$50 Deposit on C.O.D. orders. N.J.
Residents add 5% Sales Tax

RED ARROW ✓ 433
ELECTRONICS CORP.

1217 Summit Ave.,
Union City, N.J. 07087
(201) 863-7916

FIGHT INFLATION

(USING COLLECTIBLES)

1. BULLION—COMPUTES MELT VALUE FOR ALL U.S. COINS (LEVEL II-16K) . . . \$12.00
2. COINS-CATALOGS COIN COLLECTION- (1 DISK) \$20.00
3. STAMPS-CATALOGS STAMP COLLECTION (1 DISK) \$20.00

STAR S-80

✓ 455 P.O. BOX 2163

E. PEORIA, ILLINOIS 61611

WE MEAN BUSINESS!

BUSINESS SOFTWARE, THAT IS

USE YOUR TRS-80* FOR MORE THAN FUN AND GAMES

THE DATA DUBBER \$49.95

Duplicates any program tape to TRS-80 quality. Reconstructs date pulses to ensure accurate CLOADs. Permits easy loading of even poor quality commercial tapes without constant volume adjusting. Money-back guarantee if not satisfied.

THE ELECTRIC SECRETARY \$75.00

A powerful word processor to turn your TRS-80 into an automatic typewriter. Features page numbering, movable margins, headers, variable page length, and title centering. Enter text, revise, correct, and output to printer page formatted, justified, even hyphenated as required. Cross-coupling files permits individually addressed form letters. Complete with upper/lower case conversion information on diskette. Specify if RS-232 adapter is installed in interface.

MAILROOM PLUS \$75.00

A versatile and powerful mailing program to print labels by sequential coding: zip, city, state, customer ID code, even last name. Sorts by any code in minutes and stores sequentially in a single string (approx. 1500 records per diskette). Includes AUTOPRINT. Supplied on diskette.

MINIMAIL \$50.00

A compact version of MAILROOM PLUS but without customer coding. Features alpha-lookahead for duplicates. Supplied on diskette.

FORMLET \$35.00

Generates form letters from MINIMAIL records. Prepare your letter, bulletin, notice, advertisement, etc. then load the MINIMAIL files. Your printer will print the inside address, letter, and repeat for each name in the file—all properly spaced and justified. Supplied on cassette.

AUTOBOOT \$15.00

Simplifies automatic BASIC program loading from your DOS. Permits sequencing through your choice of DOS commands, selects files and memory size you specify, and loads or runs selected program. Allows user to see directory and free space before program runs automatically. Supplied on cassette.

SIR ECHO \$10.00

A handy program to make your printer work like an electric typewriter. Use alone or merge with your programs to make what appears on the screen echo to the printer. Supplied on cassette.

TELEFON \$20.00

Make your TRS-80 a smart terminal. Communicate with time-share and other computers, bulletin boards, etc. Transfer programs over the phone. For disk systems with modem.

UPPER/LOWER CASE CONVERSION \$20.00

Reprint of KILBAID article explaining how to modify the TRS-80 to display both upper and lower case characters. Kit contains step-by-step instructions, parts, and necessary software on cassette for case reversal, echo, and automatic line feed routines.

User group discounts available
Dealer inquiries invited

*TRS-80 is a trademark of the Tandy Corp.



TERMS Check, money order, Visa, Mastercharge
Washington residents add 5.3% for tax.



THE PERIPHERAL PEOPLE

P.O. Box 524, Dep't. M
Mercer Island, WA 98040

✓ 43 (206) 232-4505

Micro Computers and Civil Engineering

The machine can do it — but you need the application package to make it work for you.

We have brought together the most powerful civil engineering tools available, USA-COGO (Civil Engineering Coordinate Geometry), USA-EARTH (Earthwork Design Quantities), and USA-STRESS (Structural Engineering System Solver). Each system provides a complete data entry and change system in addition to the powerful problem analyzer tied together through a common menu driver.

It's available to you now on your choice of CP/M or TRSDOS in source code BASIC or FORTRAN. For additional information, call us at (314) 878-1277, or write:

*Universal Software
Applications, Inc.* ✓301
13001 Cannes Drive
St. Louis, Missouri 63141
"Turning Dreams Into Reality"

SURVEYORS:

We have a fantastic package for the TRS-80! All of the programs perform calculations to full double precision accuracy. Here are some of the many features:

- *FIELD ANGLE TRAVERSE (with stadia reduction, inverse, etc.) store a traverse, with elevations, on disk
- *STADIA REDUCTION
- *UNIVERSAL TRIANGLE SOLUTIONS
- *VOLUME BY AVERAGE END AREA
- *CIRCULAR CURVE SOLUTIONS
- *HORIZONTAL CURVE LAYOUT (with tangent offsets)
- *UNIVERSAL INTERSECTIONS
- *VERTICAL CURVES AND GRADES
- *BORROW PIT VOLUME
- *COORDINATE TRANSFORMATION
- *AREA FROM POINT COORDINATES
- *INVERSE FROM COORDINATES
- *RADIAL TRAVERSE (coming soon)

Disk version (32K with Disk) \$275
Cassette version (16K Level II) \$225
Manual (refunded with purchase) \$5



✓309
Judson D. McClendon
844 Sun Valley Road
Birmingham, AL 35215

```
20
  CLEAR 200: POKE 16553,255
30 DEFINT T: TZ=30090
100 REM
      COVER

110 G$=CHR$(183)+CHR$(187
    )+CHR$(191): H$=STRING$(95,CHR$(191))
120 CLS: PRINT CHR$(23): PRINT@66,"** PHOTOGRAPHY NOTE
    BOOK **";
130 PRINT:PRINT:PRINT: FORI=0TO10: PRINT G$;: NEXT: PRI
    NT H$;: FORI=0TO10: PRINT G$;: NEXT: PRINT@576,"
140 FOR X=24 TO 100: FOR Y=16 TO 22: RESET(X,Y): NEXT:N
    EXT
150 PRINT@400,"FILM DEVELOPMENT";
160 PRINT@704,"THIS PROGRAM WILL TAKE YOU STEP BY STEP
    THROUGH THE DEVELOPMENT OF YOUR FILM."
200 REM
```

BABYBEEP ROUTINE

BY DENNIS BATHORY KITSZ


```
210 FORX=32000TO32303
    :READA:POKEX,A:NEXTX:POKE16527,125
220 DATA14,8,6,192,205,27,126,197,16,254,193,16,247,13,
    121,254
230 DATA0,32,239,201,14,16,33,32,0,205,27,126,6,160,16,
    254
240 DATA43,124,181,32,244,33,0,10,43,124,181,32,251,13,
    121,254
250 DATA0,32,227,201,14,10,6,48,205,27,126,197,6,255,16,
    254
260 DATA193,16,245,6,80,205,27,126,197,6,96,16,254,193,
    16,245
270 DATA13,121,254,0,32,224,201,6,64,205,27,126,197,6,1
    92,16
280 DATA254,193,16,245,6,128,205,27,126,197,6,80,16,254
    ,193,16
290 DATA245,6,255,205,27,126,197,6,48,16,254,193,16,245
    ,6,176
300 DATA205,27,126,197,6,176,16,254,193,16,245,6,255,20
    5,27,126
310 DATA197,6,32,16,254,193,16,245,14,16,6,16,205,27,12
    6,197
320 DATA6,255,16,254,193,16,245,13,121,254,0,40,10,33,0
    ,10
330 DATA43,124,181,32,251,24,227,201,14,8,6,0,205,27,12
    6,197
340 DATA4,120,246,0,32,250,193,4,120,246,0,32,239,6,255
    ,205
350 DATA27,126,197,16,254,193,16,247,13,121,254,0,32,22
    0,201,6
360 DATA128,205,27,126,197,6,128,16,254,193,16,245,201,
    6,192,205
370 DATA27,126,197,6,64,16,254,193,16,245,201,14,32,33,
    10,0
380 DATA205,27,126,6,255,16,254,43,124,181,32,244,33,0,
    1,43
390 DATA124,181,32,251,13,121,254,0,32,227,201,62,2,211
    ,255,62
400 DATA0,211,255,201,68,69,78,78,73,83,32,75,73,84,83,
    90

410 POKE 16526,237: REM "BLEEP"
420 Y=46: GOSUB 3800: PRINT@964,"PRESS THE "CHR$(34)"E
    NTER-KEY"CHR$(34);: INPUT A$: CLS: X=USR(0)
500 REM
      * TIMER FINE TUNE *
510 CLS: PRINT CHR$(23): PRINT@128,"THE COMPUTER TIM
```

program continues

NEW

DISC DRIVES FOR TRS-80* "FLIPPY"—250K bytes/disc FAST—5ms Track to Track Access



REAL VALUE

AEROCOMP offers the best value in microcomputer disc drives on the market today! Reliability, features and cost tough to beat. We deliver...and we stand behind our products, as evidenced by the only FREE TRIAL OFFER in the industry. Examine your systems needs and order to-day!

MYSTERY REMOVED

There appears to be some confusion in the terminology used to describe disc drives and their features. Here's what we mean:

- **FLIPPY** Allows the use of both sides of a diskette with a single-headed drive by simply turning the diskette over (Model 40-1).
- **TRACK DENSITY** specified in tracks per inch (TPI). Refers to the number of tracks per radial inch on the diskette. Typically 48 TPI=40 usable tracks and 96 TPI=80 useable tracks.
- **DOUBLE DENSITY** refers to recording density in bits per inch (bpi). Typically single density means data can be recorded up to 2,938 bpi; double density means data can be recorded up to 5,876 bpi.

•DOUBLE-SIDED

refers to number of read/write heads. Single-sided is one head, read/write one side only; double-sided is dual heads allowing read/write operations on both sides of the diskette. A double sided drive appears as two separate drives to the controller.

•CAPACITY

unformatted capacity is the total amount of storage space available on a diskette. Typically 125K bytes on a 40 track 5.25in. diskette. Formatted capacity is the total USABLE storage space on a diskette. Typically 102K bytes on a 40 track 5.25in. diskette.

•ACCESS TIME

the time required for the head to move from one track to the next. Typically 5 to 40 milliseconds (ms).

FREE TRIAL OFFER

Order your AEROCOMP Disc Drive and use it with your system for up to 14 days. If you are not satisfied for ANY REASON (except misuse or improper handling), return it, packed in the original shipping container, for a FULL REFUND. We have complete confidence in our products and we know you will be satisfied! ORDER TODAY!

WARRANTY

We offer you a 90 day unconditional warranty on parts and labor against any defect in materials and workmanship. In the event service, for any reason, becomes necessary, our service department is fast, friendly and cooperative.

100% TESTED

AEROCOMP Disc Drives are completely assembled at the factory and ready to plug in when you receive them. Each drive is 100% bench tested prior to shipment. We even enclose a copy of the test checklist, signed by the test technician, with every drive. AEROCOMP MEANS RELIABILITY!

ORDER NOW

- **MODEL 40-1 DISC DRIVE \$339.95ea.** Single-sided, "Flippy", 48TPI. (40 track; single density unformatted 125K bytes/side; double density unformatted 250K bytes/side).
- **MODEL 80-2 DISC DRIVE \$439.95ea.** Double-sided, 48TPI. (80 track/40 per side; single density unformatted 250K bytes; double density unformatted 500K bytes).

- **MODEL 80-1 DISC DRIVE \$439.95ea.** Single-sided, "Flippy", 96TPI. (80 track; single density unformatted 250K bytes/side; double density unformatted 500K bytes/side).
- **MODEL DISC DRIVE \$395.95ea. 160-2** Double-sided, 96TPI. (160 track/80 per side; single density unformatted 500K bytes; double density unformatted 1 megabyte).

All models are capable of single or double density and are complete with power supply and silver enclosure. Send for information on AEROCOMP 2- and 3-drive systems available in 40 and 80 track.

• SELECT EITHER A 2-DRIVE OR 4-DRIVE CABLE FOR USE WITH YOUR DRIVE(S):

- 2-DRIVE CABLE (for use with 1- or 2-drive systems) \$24.95ea.
- 4-DRIVE CABLE (for use with 1-, 2-, 3- or 4-drive systems) \$34.95ea
- Add \$1.25 shipping and handling
- **MINI DISKETTES** (5.25 in). Box of 10 \$29.95 add \$1.25 shipping and handling

- **DISC OPERATING SYSTEMS**
- NEWDOS+ (40 TRACK) \$109.00
- NEWDOS/80 (80 TRACK) \$149.00

★ SPECIAL COMBINATION OFFER ★

- Model 40-1 Disc Drive \$339.95
- 2 Drive Cable 24.95
- Disc Operating System (NEWDOS+) 109.00
- Freight 5.25
- Reg. \$479.15
- Special \$399.95

- SPECIAL COMBO EXCEPT WITH NEWDOS/80**
- Reg. \$519.15 Special \$429.95

To order by mail, specify Model Number(s) of Drive, cable, etc. (above), enclose check, money order, VISA or MASTERCHARGE card number and expiration date, or request COD shipment. Texas residents add 5% sales tax. Add \$4.00 per drive for shipping and handling. Please allow 2 weeks for personal checks to clear our bank. No personal checks will be accepted on COD shipments—cash, money orders or certified checks only. You will receive a card showing the exact COD amount before your shipment arrives. Be sure to include your name and shipping address. WE SHIP PROMPTLY! In the event there is a slight delay, you will be notified of the shipping date and we will NOT deposit your money order or charge your bankcard until the day we ship!

CALL TOLL FREE FOR FAST SERVICE (800) 824-7888, OPERATOR 24

FOR VISA/MASTERCHARGE/C.O.D. ORDERS
California dial (800) 852-7777, Operator 24. Alaska and Hawaii dial (800) 824-7919, Operator 24.
TOLL FREE LINES WILL ACCEPT ORDERS ONLY!
For Applications and Technical information, call (214) 337-4346 or drop us a card.

Dealers inquiries invited ✓387

AEROCOMP
Redbird Airport, Bldg. 8
P.O. Box 24829
Dallas, TX 75224

COMPARE AND BUY AEROCOMP!

	"FLIPPY"	ACCESS TIME (track to track)	HEAD LOAD SOLENOID	DISC EJECTOR	CAPACITY (unformatted single density)	EASY- ENTRY DOOR	FREE TRIAL
AEROCOMP	YES	5ms.	YES	YES	250K bytes (both sides)	YES	YES
RADIO SHACK*	NO	40ms.	YES	NO	109K bytes	NO	NO
PERCOM	YES	25ms.	YES	NO	250K bytes (both sides)	YES	NO
MPI	NO	5ms.	YES	YES	125K bytes	YES	NO
SHUGART	NO	40ms.	YES	NO	109K bytes	NO	NO
SIEMENS	NO	25ms.	YES	NO	125K bytes	YES	NO
TANDON	NO	5ms.	NO	NO	125K bytes	NO	NO
PERTEC	YES	25ms.	YES	NO	250K bytes (both sides)	NO	NO
BASF	NO	12ms.	YES	NO	125K bytes	NO	NO

Factual material from current manufacturer's data sheets is believed reliable but cannot be guaranteed. Comparing Aerocomp Model 40-1 to similar models.

The TRS 80* expansion interface limits the track to track access time to 12ms.

*Trademark of Tandy Radio Shack.

Disk Based Word Processor

- A COMPLETE WORD PROCESSING SYSTEM FOR YOUR TRS-80.
- PROVIDES FULL EDITING CAPABILITY INCLUDING PARAGRAPH MOVE, LINE DELETION, INSERTION AND CORRECTION.
- STORE TEXT ON DISK, PRINT BUSINESS/PERSONAL LETTERS, REPORTS WITH NUMBERED PAGES AND TITLE PAGES.
- TEXT IS STORED ON DISK AS BLOCKS ARE CREATED SO TEXTS ARE NOT LIMITED BY THE AVAILABLE MEMORY.
- REQUIRES 16K AND ONE OR MORE DISK DRIVES.
- COMES COMPLETE ON CASSETTE WITH SOFTWARE TO PRODUCE UPPER/LOWER CASE AT PRINTHEAD, AND KEYBOARD REVERSE.
- FULL RIGHT/LEFT JUSTIFICATION AND MUCH MORE.
- SEND CHECK, MONEY ORDER OR ORDER BY PHONE, 24 HOURS, 7 DAYS A WEEK. - MASTERCHARGE AND VISA CARDS WELCOME.
- PLEASE INCLUDE \$1.00 EXTRA FOR FIRST CLASS POST.

7⁵⁰

Available Now! Mailing List Option

- A COMPLETE MAILING LIST OPTION FOR THE OWNERS OF THE PENSADYNE WORD PROCESSOR.
- CAPACITY FOR 300 NAMES PER DISK.
- SORTS BY ZIP CODE, PRINTS BUSINESS LETTERS (CREATED BY PENSADYNE) AGAINST MAILING LIST OR WITH OTHERS DEPENDING ON SELECTABLE CRITERIA.
- PRINTS LABELS IN USER DEFINABLE FORMAT, ANY NUMBER OF COLUMNS (UP TO 5) ACROSS THE PAGE, ANY TAB POSITIONS, AND ANY NUMBER OF SPACES BETWEEN ROWS.
- INTERFACES DIRECTLY WITH PENSADYNE SOFTWARE TO FORM THE COMPLETE WORD PROCESSING/MAILING SYSTEM.
- REQUIRES 32K AND ONE DISK DRIVE.
- PLEASE NOTE: PENSADYNE IS NOT A "STAND ALONE" PROGRAM AND IS DESIGNED TO BE USED WITH PENSADYNE.

7⁵⁰

PENSADYNE ✓207

4441 West First Ave.

Vancouver, B.C.

VISA 4HS

604-224-3107



SOFTWARE CPUtm

IF you're learning an instruction set, or analyzing an alien machine code program, or creating your own super software structures, then you are keeping instructional effects of CPU architecture and RAM all together in your head in a complex running mental map. Whew! Instrument your imagination! TBUG-linking SOFTWARE CPUtm series of microprocessor simulations on the Level II 16K TRS-80tm display a complete parallel before/after set of Processor Programming Models with scrolling disassembler, CPU Registers, flags and stack, plus an intelligent RAM Window reacting selectively to RAM-interactive instructions. It's your entire imaginative overhead, clicking away in Single-step or variable speed TRACE modes under your dynamic control. Plus a slug of debugging features you'd never imagine would be available in such low cost development software. Rely program flow with a SOFTWARE CPUtm.

Super STEP: Animated Z80 Programming Models, Disassembler, Single-step/TRACE modes with intelligent RAM Window, 5 user-selectable Windows, single and cumulative instruction times in microseconds, Reference Space, much more. Big booklet, a Z80 Software CPU. 16K Level II TRS-80, TBUG required. No. BL-O \$19.95

EMU 02: Animated 6502 Programming Models, Disassembles to 6502 mnemonics, Single-step/TRACE modes, 6502 counterparts to #B, #J, #R, #F and #G commands, fast Cross-Interpreter, keyboard scan port with p-instructions DB, EB control, paging in virtual address space, more. Big booklet & SYNTEREK card, it's a 6502 Software CPU.

16K Level II TRS-80, TBUG required. No. BL-1 .. \$24.95

ACCEL: from Southern Software of England, is a COMPILER for Level II TRS-80 INTEGER BASIC. Properly structured (no dynamic redefinitions, correctly nested loops etc.) error-free BASIC programs are compiled by ACCEL to fast Z80 machine code for potentially spectacular speedups.

ACCEL Compiler for 16K Level II TRS-80 ... \$44.95

Include .75 each postage, CA add 6%

ALLEN GELDER SOFTWARE
Box 11721 Main Post Office
San Francisco, CA 94101

TRS 80, TBUG tm Radio Shack/Tandy Corp.
Software CPU tm Allen Gelder Software.

✓79

JUST RELEASED! for the TRS-80

MICRO-COGO (Survey II)

- Disk storage of coordinates
- Recall coordinates by point no.
- Interactive computation.
- Traverse & Coordinate Geometry
- Radial Stakeout, Profile Grades.
- Curve Geometry & Stakeout
 - Other options available •
 - Requires 48K-2 drives with Manual from \$495

MINIBIZ Bookkeeping System

Tailored for the small engineering or surveying firm. Easy to use Cash Control System with Check-book & Petty Cash reconciliation, P&L Statement, A/R & A/P.

- Other options available •
- Requires 48K, 2-3 drives with Manual from \$250

-Free Brochures-
Mastercharge • VISA

MICROCOMP

P.O. Box 965 ✓95

Solana Beach, CA 92075

714/755-4033

QWORDFORMATTERRBGCYPQGZIVJBPCB
SHNOBTXADOFREEIDEASEEDSRPVYXXON
VLTWGYROSGREDPVJKLMRHECTVXHNAFH
BJELFEQAZGZPPCRYPTOUPZAXZQJEJTS
ZDQINKFSNAGTHLGJFJSEYWTVPFJVZVC
BVLFGULMNSNEKOTTS CYMB CGWBQOFMPO
UOVZKBFIOEPUYASEXMOLERZJXACHYRU
PKBMYUCWOCGLDMRXSEWMCZTIONGULYK
ZMHOUPXBLKACAPJJUKBFLIPCNEFQAFE
JMTAYCJGWHETMNHAAQZQJLOWERCASETH
HRSSKVCDCGBCOAPTGTHTXTPLLEILRETQ
EYINDLXXCBVCXDZHOPRYVYPRVADNTOL

FREE IDEA SEEDSTM

Have you ordered yours? If not, you better reconsider. More than 5000 happy subscribers think you don't know what you are missing. These are FREE programs for your TRS-80 and all you have to do to get them is send us a legal size SASE. That is all there is to it. Simple? You bet! Every month there's a new program and you really don't want to miss any of them! When you stop and think about it there are only three ways to build your software library. One way is to write the program yourself. Another way is to purchase programs. The best way is to have the programs given to you and that is just what we are doing! All FREE IDEA SEEDS are our own original programs and we want you to have them to use, rewrite, and expand.

Send your legal size SASE to:

CECDAT, Inc. ✓62 PO Box 8963

Moscow, ID 83843

AT LAST!

Mass production prices on this high quality software. Buy direct and save 50%. Now, also available for CBASIC on CP/M and MBASIC on HEATH HDOS.

DATA BASE MANAGER

Mod-I \$69 Mod-II \$199

You can use it to maintain a data base & produce reports without any user programming. Define file parameters & report formats on-line. Key random access, fast multi-key sort, field arith., label, audit log. No time-consuming overlays. 500 happy users in a year. Mod-II version has over 50 enhancements including 40 fields max. 'IDM-M2 is great!' - 80-US.

A/R

Mod-I \$69 Mod-II \$149

Invoices, statements, aging, sales analysis, credit checking, form input, order entry. As opposed to most other A/R, ours can be used by doctors, store managers, etc.

WORD PROCESSOR

Mod-I \$49 Mod-II \$49

Center, justification, indentation, page numbering. Mod-I version features upper/lower case without hardware change!

MAILING LIST

Mod-I \$59 Mod-II \$99

The best! Compare and be selective. Form input, 5-digit selection code, zip code ext., sort any field, multiple labels. Who else offers a report writer?

INVENTORY

Mod-I \$99 Mod-II \$149

Fast, key random access. Reports include order info, performance summary, E.O.O., and user-specified reports. Many have converted their inventory system to ours!

GL, A/R, A/P, & PAYROLL

Mod-II \$129 each

Integrated accounting package. ISAM, 100+ page manual, Uses 80 column screen, not 64. A \$1,000 value. Dual disk required.

L216, a cassette package of 10 business programs for Level II 16K systems, \$59. Includes word processor & data base. Poker game \$19.

Most programs are on-line, interactive, random access, bug free, documented and delivered on disks. Mod-I programs require 32K TRSDOS. Don't let our low prices fool you! If still not convinced, send SASE (28¢) for catalog.



MICRO ARCHITECT, INC., ✓54
96 Dothan St., Arlington, MA 02174


```

ER IS PRE-SET.": GOSUB 3000
515 PRINT@320,"HOWEVER, YOU MAY DESIRE TO": PRINT"FINE-
TUNE THE COMPUTER BY": PRINT"SYNCHRONIZING IT WITH
A CLOCK": PRINT"OF KNOWN ACCURACY.": GOSUB 3000:
GOSUB 3000
520 Y=37: GOSUB 3800: PRINT@768,"DO YOU WISH TO FINE-T
UNE THE TIMER (Y/N) ?"
525 Y$=INKEY$: IF Y$="" GOTO 525
527 IF Y$="Y" GOTO 535
530 IF Y$="N" GOTO 600
532 GOTO 520
535 CLS: X=USR(0): PRINT@15,"** THIS IS HOW WE WILL DO
IT **": Y=4: GOSUB 3850
537 PRINT@128,"WE WILL GO THROUGH THE SIMULATION OF A 1
-MINUTE TIMING CYCLE, COMPLETE WITH THE "CHR$(3
4)"AGITATE TANK"CHR$(34)" MESSAGE."
540 PRINT" (1) WHEN THE "CHR$(34)"TIMER-SYNCHRONIZ
ATION TEST"CHR$(34)" APPEARS ON THE SCREEN, PRESS
THE "CHR$(34)"ENTER-KEY"CHR$(34)" AT THE SAME TIM
E YOUR CLOCK BEGINS ITS 1-MINUTE CYCLE."
542 PRINT" (2) WHEN YOUR CLOCK COMPLETES ITS 1-MINUT
E CYCLE, PRESS THE "CHR$(34)"SPACE-BAR"CHR$(34)".
: PRINT
545 PRINT"THIS SEQUENCE RUNS THE COMPUTER TIMER FOR WHA
T IT THINKS IS 1 MINUTE. THE COMPUTER WILL TELL
YOU HOW FAR OFF IT IS COMPARED TO YOUR WATCH, AN
D MAKE THE NECESSARY ADJUSTMENTS."
548 PRINT:PRINT"PRESS THE "CHR$(34)"ENTER-KEY"CHR$(34)
" FOR THE "CHR$(34)"TIMER-SYNCHRONIZATION TEST"CH
R$(34):: INPUT A$
550 M=1: ZQ=3.149: CLS: X=USR(0): PRINT@138,"----- TI
MER SYNCHRONIZATION TEST -----": GOTO 3300
560 CLS: PRINT CHR$(23)
562 IF S=0 PRINT@200,"--- E X A C T ---": GOTO 585
564 IF M=0 SA=-S: PRINT@128,"THE COMPUTER TIMER IS";S;"
SECONDS SLOW": GOTO 570
566 IF M<0 SA=60-S: PRINT@128,"THE COMPUTER TIMER IS";S
A;"SECONDS FAST"
570 TZ=TZ+(90*SA/60)
580 FOR Y=22 TO 24: GOSUB 3870: NEXT: PRINT@448,"*****
* THE COMPUTER HAS ***** ADJUSTED ITS TIME
R
585 PRINT@772,"WOULD YOU LIKE TO TEST THE TIMER
AGAIN (Y/N) ?"
590 T$=INKEY$: IF T$="" GOTO 590
593 IF T$="Y" GOTO 550
594 IF T$="N" GOTO 600
599 GOSUB 3000
600 REM

* SELECT FILM *

610 ZQ=0: POKE
16526,237: CLS: X=USR(0): PRINT CHR$(23)
620 PRINT:PRINT"SELECT THE FILM YOU ARE USING:"
630 Y=10: GOSUB 3800
640 PRINT:PRINT:PRINT:PRINT"1. VERICHROME PAN": PRINT
"2. PLUS-X": PRINT"3. TRI-X"
650 Y=40: GOSUB 3800
660 PRINT@850,"(BY NUMBER)"
670 F$=INKEY$: IF F$="" GOTO 670 ELSE F=VAL(F$)
675 IF F>3 OR F<1 GOSUB 3900: GOTO 600
680 CLS: X=USR(0)
690 IF F=1 THEN F$="VERICHROME"
700 IF F=2 THEN F$="PLUS-X"
710 IF F=3 THEN F$="TRI-X"
800 REM

* SELECT DEVELOPER *

810 CLS:
PRINT CHR$(23): PRINT@80,"OK ... ";F$: POKE 16526

```

program continues

MORE FOR YOUR RADIO SHACK TRS-80 MODEL I! THE DATAHANDLER

DATABASE MANAGEMENT SYSTEM IN MMSFORTH

Now the power, speed and compactness of MMSFORTH drive a major applications program for many of YOUR home, school and business tasks! Imagine a sophisticated database management system with flexibility to create, maintain and print mailing lists with multiple address lines. Canadian or the new 9-digit U.S. ZIP codes, and multiple phone numbers, plus the speed to load hundreds of records or sort them on several fields in 5 seconds! Manage inventories with selection by any character or combination. Balance checkbook records and do CONDITIONAL reporting of expenses or other calculations. File any records and recall selected ones with optional upper/lower case match, in standard or custom formats. Personnel, membership lists, bibliographies, catalogs of record, stamp and coin collections—you name it! ALL INSTANTLY, without wasted bytes, and with cueing from screen so good that non-programmers quickly master its use! With manual, sample data files and custom words for mail list and checkbook use.

Technical: Handles data as compressed indexed sequential subfiles of up to 25K characters (9K in 32K RAM). Access 1-4 data diskettes. Modified Quicksort. Optionally precompiles for 5-second program load. Self-adjusts for many routine mods. Structured and modular MMSFORTH source code ideal for custom modifications.

THE DATAHANDLER V1.1, a very sophisticated database management system operable by non-programmers (requires Disk MMSFORTH, 1 drive & 32K RAM; with manuals, \$59.95*

112

mmsFORTH

THE PROFESSIONAL FORTH FOR TRS-80 MODEL I

(Over 1,000 systems in use)

MMSFORTH Disk System V1.9 (requires 1 disk drive & 16K RAM) just \$79.95*
MMSFORTH Cassette System V1.8 (requires Level II BASIC & 16K RAM) \$59.95*

AND MMS GIVES IT PROFESSIONAL SUPPORT

Source code provided
MMSFORTH Newsletter
Many demo programs aboard
MMSFORTH User Groups
Programming staff can adapt
THE DATAHANDLER to YOUR needs.

MMSFORTH UTILITIES DISKETTE: includes FLOATING POINT MATH (L2 BASIC ROM routines plus Complex numbers, Rectangular-Polar coordinate conversions, Degrees mode, more), plus a full Forth-style Z80 ASSEMBLER; plus a powerful CROSS-REFERENCER to list Forth words by block and line. All on one diskette (requires MMSFORTH, 1 drive & 16K RAM), ... \$39.95*

FORTH BOOKS AVAILABLE

MICROFORTH PRIMER — comes with MMSFORTH; separately \$15.00*
USING FORTH — more detailed and advanced than above \$25.00*
URTH TUTORIAL MANUAL — very readable intro. to URth/Rochester Forth \$19.95*
CALTECH FORTH MANUAL — good on Forth internal structure, etc \$6.95*

* — Software prices are for single-system user license and include manuals. Add \$2.00 S/H plus \$1.00 per additional book; Mass. orders add 5% tax. Foreign orders add 15%. UPS COD, VISA & M/C accepted; no unpaid purchase orders, please.

Send SASE for free MMSFORTH information.
Good dealers sought.

Get MMSFORTH products from your
computer dealer or
**MILLER MICROCOMPUTER
SERVICES(M11)**

61 Lake Shore Road, Natick, MA 01760
(617) 653-6136

FOR THE TRS 80

Put IRV on your programming staff!

Input shorthand — one keystroke
can enter a whole line!

Relocate a line by simply editing the line
number — renumber lines individually

Machine language tape \$24.95

More powerful than a speed
typist! Able to leap ten
subroutines at a single bound!

ORDER YOURS TODAY!

Now Available From:

✓ 444

BITZNBYES Computer Center

56-B Pleasant Street
Concord, NH 03301

NAME	_____
ADDRESS	_____
CITY	_____
STATE	_____
ZIP CODE	_____

ENCLOSE CHECK OR MONEY ORDER FOR \$24.95
TAPE WILL BE SHIPPED PREPAID MAIL

AT-80 ANNOUNCES A NEWDOS SPECIAL

DDIR80 — Creates program lines
of NEWDOS DIR's, adding them to
itself. Options include — Search,
Re-search, Run, Hardcopy, Dis-
play DIR's, Others. Stores up to
175 DIR's. 32K/one disk. \$23,
w/demo.

CAT — Tic-Tac-Toe with ran-
domly numbered squares. FAST
graphics. Human vs human op-
tion. \$12.

FTDEMO80 — Displays the pro-
grams, and the keyboard com-
mands, from the NEWDOS/80
Appendix A examples, WHILE
executing the programs and com-
mands and displaying results.
Cycle through the five file types
with only the enter key. \$12.

Disk only. Deduct \$3 each for 2nd
and 3rd program ordered.

NEWDOS \$45 NEWDOS+ \$95
NEWDOS/80 \$145

Add 4% for MasterCard/Visa

AT-80

✓ 445

3827 Dismount
Dallas, TX 75211
(214) 339-0498



```

,237
820 PRINT@262,"NOW SELECT THE DEVELOPER:":PRINT:PRINT
830 Y=16:GOSUB 3800
840 PRINT"1. D-76","5. HC-110 (A)
850 PRINT"2. D-76 (1:1)","6. HC-110 (B)"
860 PRINT"3. MICRODOL-X","7. DK-50 (1:1)"
870 PRINT"4. POLYDOL"
880 Y=40:GOSUB 3800
890 PRINT@850,"(BY NUMBER)"
900 D$=INKEY$: IF D$="" GOTO 900 ELSE D=VAL(D$)
905 IF D>7 OR D<1 GOSUB 3900: GOTO 800
910 CLS: X=USR(0)
920 IF D=1 THEN D$="D-76"
930 IF D=2 THEN D$="D-76 (1:1)"
940 IF D=3 THEN D$="MICRODOL-X"
950 IF D=4 THEN D$="POLYDOL"
960 IF D=5 THEN D$="HC-110 (A)"
970 IF D=6 THEN D$="HC-110 (B)"
980 IF D=7 THEN D$="DK-50"
1000 REM

```

* FILM DEVELOPMENT TIMES *

```

10 10 PRINT CHR$(23): PRINT@320,"WOULD YOU LIKE TO SE
E A COMPLETE CHART OF DEVELOPING TIMES ?": PRINT@
468,"( Y/N )"
1020 A$=INKEY$: IF A$="" GOTO 1020
1030 CLS: X=USR(0)
1040 IF A$="Y" GOTO 1500
1050 PRINT CHR$(23): PRINT@128,"AT 68 DEGREES FAHRENHEI
T (20 C)": PRINT"USING ";D$;" DEVELOPER": PRINT"WI
TH ";F$;" FILM"
1070 DIM T(7,3)
1200 DATA 7,6,8,9,8,11,9,8,11,10,6,8,3.75,0,3.75,8,5,5,
5,4,6
1210 FOR DD=1 TO 7: FOR FF=1 TO 3: READ T(DD,FF): NEXT:
NEXT
1215 IF T(D,F)=0 PRINT@512," --- NOT RECOMMENDED -
---": GOSUB 3000: GOTO 600
1220 PRINT@384,"DEVELOPING TIME IS: ";T(D,F); " MIN": M=
T(D,F)
1230 Y=22: GOSUB 3850: Y=34: GOSUB 3800
1240 PRINT@704,"WOULD YOU LIKE TO ADJUST": PRINT@768,"T
HE DEVELOPING TIME ( Y/N ) ?"
1250 A$=INKEY$: IF A$="" GOTO 1250
1260 CLS: X=USR(0)
1270 IF A$="N" GOTO 2000
1500 REM DEVELOPING TIME CHART

```

```

1510 CLS: PRINT@6
6,"FILM DEVELOPMENT TIMES FOR 68 DEGREES FAHRENHEI
T": PRINT
1520 PRINT"DEVELOPER","VERICHROME","PLUS-X","TRI-X"
1530 PRINT STRING$(58,CHR$(45))
1540 PRINT"D-76",7,6,8
1550 PRINT"D-76 (1:1)",9,8,11
1560 PRINT"MICRODOL-X",9,8,11
1570 PRINT"POLYDOL",10,6,8
1580 PRINT"HC-110 (A)",3.75,"NOT RECMND",3.75
1590 PRINT"HC-110 (B)",8,5,5
1600 PRINT"DK-50 (1:1)",5,4,6
1610 Y=40: GOSUB 3800
1620 PRINT:PRINT"RECOMMENDED TIMES FOR GIVEN FILM/DEVEL
OPER COMBINATIONS.": INPUT"SELECT FROM THE ABOVE O
R ENTER YOUR ADJUSTED TIME";M
1630 X=USR(0)
2000 REM

```

* THE 9 STEPS *

```

2010 CLS: PRI
NT CHR$(23): PRINT@326,"WOULD YOU LIKE TO REVIEW"


```

program continues

for the TRS-80 from Micro-Mega

CASSETTE CONTROL UNIT

• Speed up your cassette tape handling • Pinpoint program locations on tape with an audible monitor • Get protection from recording and playback glitches resulting from ground loops • Eliminate the tedious plugging and unplugging of recorder cables. The Micro-Mega Cassette Control Unit does all this and more. You get instant manual control of the recorder at the flick of a switch. Want to find the beginning or end of a program? Flick another switch and you'll hear it. All cables remain plugged in all the time. The Micro-Mega Cassette Control Unit does a lot to improve the appearance of your TRS-80 system. As shown, it's in a 2 1/2" x 5" box which snugly fits between the keyboard and your recorder. There is no need to move the recorder, and all cables come neatly into the unit. The Cassette Control Unit is tailored to the CTR-41 recorder, but may be used with most other recorders as well.



CASSETTE CONTROL UNIT.....\$37.95
Add \$1.00 for postage and handling

CPU MONITOR

Ever find yourself with a blank screen wondering what your computer is up to? The Micro-Mega Monitor can tell you, for example, if your CPU is in a loop with no exit, if a long sort is nearing completion, or if a key bounce during keyboard input. The CPU Monitor lets you listen to all CSAYES and CLOADs and will help you quickly find the correct recorder volume setting. If you have an expansion interface, you will always know whether the real time clock is on or off because you can hear it.

The Micro-Mega CPU Monitor gives a voice to the Z-80 microprocessor in your TRS-80 by using 44 radio circuits to pick up the computational rhythms of the CPU, which are amplified and played through a loudspeaker. The pickup unit of the CPU Monitor, shown at left in the photo, goes under your TRS-80 keyboard. It is connected by a 36" cable to the speaker and control unit, which includes an on/off volume control and an LED "power on" indicator. The Monitor is powered by an AC adapter, shown at right in the photo. No batteries are needed and no electrical connections to your TRS-80 are required.

By listening to the CPU Monitor, you will soon become familiar with the "personalities" of the programs you run and whether they are executing in a normal way. (See "Gaming Environment" below.)



CPU MONITOR.....\$47.95
Add \$2.00 for postage and handling

THE ORIGINAL GREEN-SCREEN

The eye-pleasing Green-Screen fits over the CRT of your TRS-80 Video Display and gives you improved contrast with reduced glare. You get bright, luminous green characters and graphics like those featured by very expensive CRT units.

The Green-Screen is closely matched to the color and texture of the TRS-80 Video Display and improves the overall appearance of your system. It is attached with adhesive strips, which do not mar your display unit in any way. The Micro-Mega Green-Screen gives improved video display visibility for all applications and is especially effective in creating dramatic, high-impact displays for computer games. (See "Gaming Environment" below.)



THE GREEN-SCREEN.....\$13.95
Add \$1.00 for postage and handling

THE ULTIMATE STAR TREK PACKAGE

Tired of trivial computer games? This complete Star Trek package will provide you with endless fascination and challenge. In addition to the program cassette, it includes comprehensive instructions, a pad of "Voyage Log" record sheets, and a free-standing "Torpedo and Maneuvering Chart".

The package is built around the latest version of Lance Michals' incomparable Star Trek III, a 13,000 byte program with a host of subtle and imaginative features, which include numerous dynamic and spectacular graphic displays. Star Trek III puts you in command of the Enterprise cruising in a galaxy of 192 quadrants filled with uncharted hazards, including hostile Klingons, pulsars, and black holes. You have at your disposal scanners, various weapons and defense systems, on-board computers, and a loyal crew (You will need them all to survive the Klingons.)

Your mission is to rid the region of Klingons and to locate five inhabitable planets, all within 300 star-days, before returning to Star Fleet Headquarters where your overall effectiveness as a starship commander will be scored. High scores are possible only with careful planning and effective battle tactics. The "Voyage Log" sheets will guide your strategy, and the "Torpedo and Maneuvering Chart" will give you a vital edge in combat. (When you engage three Klingon ships you can't afford to miss.)

STAR TREK PACKAGE (for Level II, 16K only).....\$22.95
Add \$1.00 for postage and handling

CREATE YOUR OWN SPECTACULAR GAMING ENVIRONMENT (and save \$5.00)

The Enterprise is in battle trim with detector shields at full power. As her captain, you are taking her into combat. The battle stations siren rings in your ears and "CONDITION RED" flashes on your monitor screen. You call for warp drive and key in the coordinates of the quadrant where your scanners have detected Klingon ships. As you select the warp factor, you hear the reassuring clicking of your navigational gear as it activates the warp drive.

Suddenly, you break out of hyperspace and your monitor displays the chilling sight of three Klingon Battle Cruisers floating on your screen! Their evil shapes glow in luminous green against the black void of space. Moments later, you hear the characteristic rasping sound of Klingon laser weapons, and, as you watch, high-energy beams come knitting toward the Enterprise in succession from each of the Klingon ships.

You have been hit! You hear the dismal sound of the damage control alarm as "DAMAGE TO WARP DRIVE" and "DAMAGE TO PHASERS" flash on your screen. The Klingons have stopped firing! The Enterprise is crippled, but your best weapon is still intact, and it's your turn now! You key in the command for photon torpedoes. As your screen again displays the position of the Klingon ships, you select a firing vector from your torpedo chart and key it in. Now you hear the buzz of your photon torpedo as you see it speeding toward a Klingon ship. It strikes him dead-center! As you watch, the Klingon Battle Cruiser disintegrates, accompanied by a satisfying cracking sound.

Does the above scenario sound far-fetched? Not at all. It's a small sample of what you will experience with Micro-Mega's Gaming Environment, which consists of • The STAR TREK PACKAGE • The GREEN SCREEN and • The CPU MONITOR. The fast-paced and dynamic action reflects the superb Star Trek III program together with the "Voyage Log" and "Torpedo Chart" of the Star Trek Package. All of the unique graphic displays are greatly enhanced by the Green-Screen. Finally, the uncanny sound effects are produced by the CPU Monitor, which faithfully picks up the FOR, NEXT loops and other CPU patterns, which create the distinctive siren sounds that accompany the ALERT and DAMAGE messages along with the harsher notes of the weapons salvoes. Once you've tried it, you won't any longer be satisfied with silent computer games.

Remember that with the Gaming Environment you also get all of the other excellent features of the CPU Monitor and the Green Screen for non-gaming applications. You also save \$5.00 off the combined cost of the individual items.

GAMING ENVIRONMENT.....\$79.85
Add \$3.50 for postage and handling

Terms: Check or money order, no CODs or credit cards, please. Add amount shown for postage and handling to price of the item. All items shipped within 48 hours by first class or priority mail. Virginia residents, add 4% sales tax.

✓29

Micro-Mega • P.O. Box 6265 • Arlington, Va 22206

DISK DRIVE WOES? PRINTER INTERACTION? MEMORY LOSS? ERRATIC OPERATION? DON'T BLAME THE SOFTWARE!



ISO-1



ISO-2

Power Line Spikes, Surges & Hash could be the culprit! Floppies, printers, memory & processor often interact! Our unique ISOLATORS eliminate equipment interaction AND curb damaging Power Line Spikes, Surges and Hash.

*ISOLATOR (ISO-1A) 3 filter isolated 3-prong socket; integral Surge/Spike Suppression; 1875 W Maximum load, 1 KW load any socket \$56.95

*ISOLATOR (ISO-2) 2 filter isolated 3-prong socket banks; (6 sockets total); integral Spike/Surge Suppression; 1875 W Max load, 1 KW either bank \$56.95

*SUPER ISOLATOR (ISO-3), similar to ISO-1A except double filtering & Suppression \$85.95

*ISOLATOR (ISO-4), similar to ISO-1A except unit has 6 individually filtered sockets \$96.95

*ISOLATOR (ISO-5), similar to ISO-2 except unit has 3 socket banks, 9 sockets total ... \$79.95

*CIRCUIT BREAKER, any model (add-CB) Add \$ 7.00

*CKT BRKR/SWITCH/PILOT any model (CBS) Add \$14.00

PHONE ORDERS 1-617-655-1532

Electronic Specialists, Inc.

✓58

171 South Main Street, Natick, Mass. 01760

Dept. 8M

OKIDATA PRINTER

The Best Printer in the World for the TRS-80!
We'll Stake Our Reputation On It!

Look at the Features!

- 1) 200 million character head warranty! Better than any competitor!
- 2) Works under the most demanding business applications!
- 3) A "Real" 9x7 DOT Matrix Impact Printer!
- 4) 80 characters per second!
- 5) Full upper and lower case!
- 6) Double width characters!
- 7) Supports TRS-80 Graphics! See Illustration. (These graphics are exactly the same graphic codes as the TRS-80's. No special software required)
- 8) Connects directly to TRS-80 with standard cable!
- 9) Friction & pinfeed, use roll paper, stationary or regular data paper!
- 10) 6 or 8 lines per inch
- 11) 80 and 132 columns.
- 12) Quiet operation.



Actual photo of printout from Okidata Printer! From Simutek's Electric Artist Program!

This is the finest printer you can buy at any price for your TRS 80.

Regular List Price

\$850.00!

Tractor Feed Option

\$150.00!

Special Simutek

Customer Price Only —

\$559.00

(Tractor Feed \$125.00 Extra)

Catalog #:

90001	Okidata Microline 80	\$599.00
90002	Tractor Feed Option	125.00
91411	Cable For TRS 80 Keyboard	55.00
91401	Cable For Expansion Interface	39.00
94401	Cable For Model II TRS 80	39.00

We Accept VISA — Mastercharge — Checks — Money Orders or (C.O.D. \$3.00 Extra)

NO TAX ON OUT OF STATE ORDERS! ✓18

Free Shipping In U.S.

Send Orders To: SIMUTEK, P.O. Box 13687-Z, Tucson, AZ 85732

Name _____

Address _____

City _____ State _____ Zip _____

Phone orders welcome 24 hours! (800) 528-1149 Simutek offers other fine products for TRS 80's. Send for free catalog! Arizona residents add 4% sales tax.

TRS-80 is a TM of Radio Shack. A Tandy Corp.


```

2020 PRINT@398,"THE NINE STEPS ?": PRINT@468,"( Y/N )"
2030 A$=INKEY$: IF A$="" GOTO 2030
2040 CLS: X=USR(0)
2050 IF A$="N" GOTO 2300
2060 PRINT@68,"THESE ARE THE 9 STEPS YOU WILL USE TO DE
VELOP YOUR FILM:": X=USR(0): Y=7: GOSUB 3850 : GO
SUB 3000
2070 POKE 16526,20
2080 PRINT@256,"1. LOAD",,"LOAD IN TOTAL DARKNESS": X=U
SR(0): GOSUB 3000
2090 PRINT@2,"2. DEVELOP",,"THIS STEP DOES THE REAL WORK":
X=USR(0): GOSUB 3000
2100 PRINT@3,"3. STOP-BATH",,"STOPS DEVELOPING ACTION": X=
USR(0): GOSUB 3000
2110 PRINT@4,"4. FIX",,"MAKES NEGATIVES PERMANENT": X=USR(
0): GOSUB 3000
2120 PRINT@5,"5. RINSE",,"BEGINS WASHING": X=USR(0): GOSUB
3000
2130 PRINT@6,"6. HYPO-CLEARING AGENT",,"REMOVES FIX CHEMICA
LS": X=USR(0):GOSUB 3000
2140 PRINT@7,"7. WASH",,"REMOVES REMAINING CHEMICALS": X=U
SR(0): GOSUB 3000
2150 PRINT@8,"8. WETTING AGENT",,"HELPS PREVENT STREAKING":
X=USR(0):GOSUB 3000
2160 PRINT@9,"9. DRY": X=USR(0): GOSUB 3000
2170 POKE 16526,251
2180 PRINT:PRINT"PRESS THE "CHR$(34)"ENTER-KEY"CHR$(34)
" TO CONTINUE"; X=USR(0): INPUT A$
2190 POKE 16526,237: X=USR(0)
2300 REM

```

* LOAD *

```

2310 CLS:
PRINT CHR$(23): PRINT@78,"** LOAD **"
2320 PRINT@260,"LOAD YOUR DEVELOPING TANK": PRINT@332,"
IN TOTAL DARKNESS."
2340 PRINT@448,"WHEN THIS IS COMPLETED, YOU MAY CONTI
NUE UNDER ROOM LIGHTS."
2342 Y=40: GOSUB 3800:
2345 PRINT@768,"WOULD YOU LIKE SOME HELP MIXING
THE DEVELOPER ?": PRINT@916,"( Y/N )"
2346 A$=INKEY$: IF A$="" GOTO 2346
2347 IF A$="N" GOTO 2580
2348 CLS: X=USR(0)
2350 PRINT CHR$(23): PRINT"NOTE THE AMOUNT OF CHEMICAL"
: PRINT"SOLUTION NEEDED TO COVER ALL": PRINT"THE R
OLLS OF FILM YOU ARE": PRINT"DEVELOPING. THIS IS
CALLED:"
2351 GOSUB 3000: GOSUB 3000
2352 FOR I=0 TO 10: PRINT@388,"
": FOR I2=0 TO 30: NEXT I2: PRINT@388,CHR$(34)"TOT
AL WORKING SOLUTION"CHR$(34): FOR I3=0TO90: NEXT:
NEXT
2360 GOSUB 3000
2370 PRINT@512,"EXAMPLE:": FOR I=0 TO 1000: NEXT: PRINT
@528," IF YOUR TANK REQUIRES 10 OZ PER ROLL OF FI
LM AND
YOU ARE DEVELOPING 2 ROLLS,YOUR TOTAL WORKI
NG SOLUTION = 20 OZ."
2375 GOSUB 3000: GOSUB 3000: GOSUB 3000
2380 Y=43: GOSUB 3800: PRINT@832,"WHAT IS YOUR": PRINT
@896,"TOTAL WORKING SOLUTION";: INPUT ST: CLS: X=U
SR(0)
2425 IF ZQ=3.149 GOTO 3440
2500 REM

```

* MIXING OF DEVELOPER *

```

2510 ON D GOSUB 3110 , 3120 , 3110 , 3110 , 3110 ,
3110 , 3120
2520 PRINT CHR$(23): PRINT@74,"MIX THE FOLLOWING:": PRI

```

program continues

alphanelectrics

TRS-80[®] 124

TAPE DIGITIZER

Used by the
U.S. Coast
Guard and
U.S. Navy

ALSO AVAILABLE WITHOUT
CASSETTE REMOTE
ON/OFF SWITCH

\$54.95



*ELIMINATES CASSETTE
LOADING AND COPYING
PROBLEMS... EVEN
"SYSTEM" TAPES!
*MAKES TAPE PROGRAM
LOADING PRACTICALLY IN-
DEPENDENT OF VOLUME
CONTROL SETTING!
*MAKES PERFECT COPIES
OF ANY TAPE DIGITALLY
WITHOUT USING COM-
PUTER, DIGITIZED TO EX-
ACT REPIA OF TR-80'S
SIGNAL WHILE REMOVING
HUM, NOISE AND OTHER
MINOR DROPOUTS
*A.C. POWERED NO BAT-
TERIES CASSETTE SWITCH
ALLOWS MANUAL OR COM-
PUTER CONTROL OF CAS-
SETTE RECORDER
*FEED YOUR CASSETTE TO
THE TAPE DIGITIZER AND
FEED YOUR COMPUTER
THE EXACT DIGITAL
WAVEFORM THE TRS-80
GAVE TO THE TAPE WHILE
MAKING A COPY AT THE
SAME TIME!
*THE TAPE DIGITIZER IS
COMPLETELY COMPATIBLE
WITH LEVEL I AND II

\$59.95

*"GOOD DATA" INDICATOR EASILY
ENABLES SETTING VOLUME CONTROL
FOR GOOD PROGRAM AND DATA LOADS
EVERY TIME!

*GET RID OF YOUR TAPE BUGS TODAY!
FOR ONE YEAR POSTAGE PAID
GUARANTEED TO FIX YOUR TAPE
PROBLEMS OR RETURN IN 10 DAYS FOR
A FULL REFUND!

24-hour phone

(707) 887-7237
AGU-DATA ALPHANELECTRICS P.O. BOX 191,
FORESTVILLE, CALIFORNIA 95631

AT LAST

TRS-80[®]
SOFTWARE AT

DISCOUNT

TRS-80 is a trademark of Tandy Corp

20%

D S
Price

Temple of Apshai	19.96
Morloc's Tower	11.96
Rescue at Rigel	15.96
Pinball	11.96
Star Trek (acorn)	7.96
Android Nim	11.96
Owl Tree	7.96
System Savers	11.96
Disk Utility (acorn)	15.96
Basic Translator	23.96

send check or MD plus \$1
p&h -or- 25¢ & sase for
complete listing to:

✓ 424

Discount Software[®]
P.O. Box 9985
Washington DC 20015

TRS-80™ SOFTWARE

MACHINE LANGUAGE SOFTWARE

MONITOR #3 \$39.95
Disassembler, memory displays, memory move, search, verify, and modify, read and write object tapes, hexadecimal arithmetic, object code relocater, unload programs for disk, symbolic output tapes, 41-page instruction manual.

MONITOR #4 \$49.95
Same as Monitor #3 but adds: save and read disk files, direct input and output of disk sectors, send, receive, or talk to another computer via RS-232-C interface, symbolic disassembly on disk.

SMART TERMINAL \$49.95
Enables your TRS-80 to be used as a remote terminal to a time-sharing system. Supports lowercase and full range of control keys. Automatic transmission between memory and host computer. Much more.

FASTSORT \$9.95
Machine-language sorting program for use by Basic programs. Many times faster than other methods!

GAME OF LIFE \$5.95
John Conway's game of "life" shows patterns evolving and changing swiftly before your eyes. A dazzling demonstration program!

BASIC SOFTWARE

MAILING LIST \$69.95
Maintains mailing list files of over 1000 names per diskette. Add, delete, change, find name, machine language sort, print file.

SMALL BUSINESS ACCOUNTING \$49.95
Based on Dome Bookkeeping Journal #612, keeps track of income, expenditures, and payroll for a small business of up to 16 employees. Daily, monthly, year-to-date summaries.

HOME BUDGET \$49.95
Checkbook maintenance combined with records of income and monthly bills. Monthly and year-to-date summaries showing tax deductions.

DATABASE MANAGEMENT \$29.95
Defines files of any description and maintain on cassette or disk. Add, change, delete, find, sort, justify, print, line print, total fields, write.

HOWE SOFTWARE

✓ 103

14 Lexington Road
New City, New York 10956

(*) TRS-80 is a registered trademark of Tandy corp.

Introducing



Interpretive Education, providing leadership in educational programs for basic living skills, introduces the new micro-computer educational (MCE) programs. The MCE programs are being thoroughly developed and tested with the cooperation of educators and computer programming experts. The new high technology product line is being generated to offer basic living skills on floppy disc and tape. They are designed for application on Apple II*, TRS-80** and other micro-computers.

Please call collect today for more information on how MCE programs can aid your teaching efforts with special needs audiences.

*A trademark of Apple Computer, Inc.
**A trademark of Tandy Corporation

For free information and catalog, write or
CALL COLLECT: (616) 345-8681

INTERPRETIVE ✓ 295
EDUCATION

Dept 18 D

2306 Winters Dr. Kalamazoo, MI 49002

```

NT
2530 PRINT TAB(2)SS; TAB(8)"OUNCES OF ";D$
2540 PRINT TAB(2)SW; TAB(8)"OUNCES OF WATER"
2550 PRINT"-----"
2560 PRINT"FOR A TOTAL WORKING SOLUTION OF";TAB(25);ST;
      "OUNCES"
2570 PRINT@768,"WHEN THE ";D$;" IS MIXED,"; INPUT"PRESS
      ENTER.";A$
2580 CLS: X=USR(0)
2600 REM

      *   DEVELOP   *

2610 CLS: PRINT
      @84,"**   DEVELOP   **"
2620 PRINT:PRINTTAB(5)"WE ARE DEVELOPING:";F$;"FILM"
2630 PRINTTAB(5)"USING:";D$;"DEVELOPER"
2640 GOSUB 3130
2700 REM

      *   STOP-BATH & FIX   *

2710 CLS: PRINT@84,"**   STOP-BATH   **"
2720 PRINT@270,"ADD COMMERCIAL STOP-BATH OR WATER"
2730 M=1: GOSUB 3130
2740 CLS: PRINT@84,"**           FIX           **"
2750 PRINT@192,"ADD THE FIX. IF THE FIX IS FROM NEW STO
      CK, THE FIXING TIME CAN BE DECREASED BY PUSHING T
      HE SPACE-BAR (DURING THE TIMING CYCLE)"
2760 M=10: GOSUB 3130
2800 REM

      *   WASH CYCLE   *

2810 CLS: PRI
      NT@84,"**           RINSE           **"
2820 PRINT@274,"RINSE FILM WITH WATER": M=1: GOSUB 3130

2830 CLS: PRINT@80,"**   HYPO-CLEARING AGENT   **"
2840 PRINT@274,"ADD HYPO-CLEARING AGENT": M=2: GOSUB 31
      30
2850 CLS: PRINT@84,"**           WASH           **"
2860 PRINT@271,"WASH FILM UNDER RUNNING WATER": M=5: GO
      SUB 3130
2870 CLS: PRINT@84,"**           DRY           **"
2880 PRINT@263,"RINSE FILM WITH WETTING AGENT, THEN HAN
      G TO DRY"
2890 PRINT@832,""
2990 END
3000 FOR X=0 TO 1000: NEXT: RETURN:      REM   *   2 SEC D
      ELAY   *
3100 REM

      *   MIX ROUTINE   *

3110 SS=
      ST: SW=0: RETURN
3120 SS=ST/2: SW=SS: RETURN
3130 FOR I=0 TO 500: NEXT I
3300 REM

      *   CLOCK ROUTINE   *

3310 Y
      =16: GOSUB 3850
3315 PRINT@385,"   PRESSING THE "CHR$(34)"SPACE-BAR"CHR
      $(34)" WILL INTERRUPT THE TIMING CYCLE ";: GOSUB
      3000
3320 PRINT@529,"TOTAL TIME: ";M;" MINUTE (S)"
3330 POKE 16526,52: X=USR(0)
3340 PRINT@650,"PRESS THE "CHR$(34)"ENTER-KEY"CHR$(34)
      " TO BEGIN TIMING";
3350 PRINT@733,"";: INPUT A$
3360 IF M<>3.75 GOTO 3370 ELSE M=3: S=45: GOTO 3380

```

program continues

PROGRAMMING TOOLS FOR YOUR TRS-80

INSIDE LEVEL II

The Programmers Guide to the TRS-80 ROMS

INSIDE LEVEL II is a comprehensive reference guide to the Level II ROMs which allows the machine language or Basic programmer to easily utilize the sophisticated routines they contain. Concisely explains set-ups, calling sequences, and variable passage for number conversion, arithmetic operations, and mathematical functions, as well as keyboard, tape, and video routines. Part II presents an entirely new composite program structure which loads under the SYSTEM command and executes in both Basic and machine code with the speed and efficiency of a compiler. In addition, the 18 chapters include a large body of other information useful to the programmer including tape formats, RAM usage, relocation of Basic programs, USR call expansion, creating SYSTEM tapes of your own programs, interfacing of Basic variables directly with machine code, a method of greatly increasing the speed at which data elements are stored on tape, and special precautions for disk systems. **INSIDE LEVEL II** is a clearly organized reference manual. It is fully typeset and packed with nothing but useful information. It does not contain questions and answers, ROM dumps, or cartoons. **INSIDE LEVEL II..... \$15.95**

TELECOMMUNICATIONS PROGRAM

This program allows reliable high speed file transfers between two disk-based computers over modems or direct wire. It is menu driven and extremely simple to use. Functions include real-time terminal mode, save RAM buffer on disk, transmit disk file, receive binary files, examine and modify UART parameters, program 8 custom log-on messages, automatic 16-bit checksum verification of accurate transmission and reception, and many more user conveniences. Supports line printers and lowercase characters. With this program you will no longer need to convert machine language programs to ASCII for transmission, and you will know immediately if the transmission was accurate. **TELCOM.....\$29.95**

PROGRAM INDEX FOR DISK BASIC

Assemble an alphabetized index of your entire program library from disk directories. Program names and free space are read automatically (need not be typed in) and may be alphabetized with a fast Shell/Metzner sort by disk or program. The list may also be searched for any disk, program, or extension; disks or programs added or deleted; and the whole list or any part sent to the printer. Finally, the list itself may be stored on disk for future access and update. "The best thing since sliced bread" (January issue of '80 Microcomputing). One drive and 32K required. **INDEX.....\$19.95**

SINGLE STEP THROUGH RAM OR ROM

STEP80 allows you to step through any Basic or machine language program one instruction at a time, and see the address, hexadecimal value, Zilog mnemonic, register contents, and step count for each instruction. The top 14 lines of the video screen are left unaltered so that the "target program" may perform its display functions unobstructed. **STEP80** will follow program flow right into the ROMs, and is an invaluable aid in learning how the ROM routines function. Commands include step (trace), disassemble, run in step mode at variable step rate, display or alter memory or CPU registers, jump to memory location, execute a CALL, set breakpoints in RAM or ROM, and relocate to any page in RAM. The display may also be routed to your line printer through the device control block so custom print drivers are automatically supported. **STEP80.....\$16.95**

4 SPEED OPTIONS FOR YOUR TRS-80!

The SK-2 is the most versatile clock modification available for the TRS-80. Speeds may be switched between normal, an increase of 50%, or a 50% reduction; selectable at any time without interrupting execution or crashing the program. Instructions are also given for a 100% increase to 3.54 MHz, though the TRS-80 is not reliable at this speed. The SK-2 may be configured by the user to change speed with a toggle switch or on software command. It will automatically return to normal speed any time a disk is active, requires no change to the operating system, and has provisions for adding an LED to indicate when the computer is not at normal speed. It mounts inside the keyboard unit with only 4 necessary connections for the switch option (switch not included), and is easily removed if the computer ever needs service. The SK-2 comes fully assembled with socketed IC's and illustrated instructions. **SK-2.....\$24.95**

RAM SPOOLER AND PRINT FORMATTER

This program is a full feature print formatting package featuring user defineable line and page length (with line feeds inserted between words or after punctuation), screen dump, and printer pause control. The serial version allows baud rate selection from the keyboard. In addition, printing is done from a 4K expandable buffer area so that the LPRINT or LLIST command returns control to the user while printing is being done. Ideal for Selectric or other slow printers. Allows printing and processing to run concurrently. Please specify PARALLEL or SERIAL (RS-232 interface) version. **SPOOLER.....\$16.95**

DUPLICATE SYSTEM TAPES WITH CLONE

Make duplicate copies of ANY tape written for Level II. They may be SYSTEM tapes (continuous or not) or data lists. The file name, load address, entry point, and every byte (in ASCII format) are displayed on the video screen. **CLONE.....\$16.95**

MACHINE CODE FAST FOURIER TRANSFORM

This complete package includes 3 versions of the machine language FFTASM routine assembled for 16, 32, and 48K machines, a short sample Basic program to access them, a 10K Basic program which includes sophisticated interactive graphing and data manipulation, and a manual of instructions and examples. The machine language subroutines use variables defined by a supporting Basic program to make data entry and retrieval extremely fast and easy for custom implementation. They perform 20 to 40 times faster than their Basic equivalent (256 points in 12.5 seconds), and require less than 1550 bytes of memory. **FFTASM.....\$49.95**

FOR THE MODEL II

LYNC

from Midnight Software

High level data communication for the Model II with CP/M. **LYNC** will send and receive any file with automatic error checking and retries. Either end may initiate file transfers, and multiple files may be sent with wildcard filenames. Remote or local directories may be called from within the program. Allows full protocol, non-protocol, and real-time conversation modes. May be used over phone lines at 300 baud or direct to another computer at up to 9600 baud. Also available for other CP/M computers. **LYNC.....\$95.00**

**MUMFORD
MICRO
SYSTEMS**

✓ 144

ORDERING: Complete satisfaction is guaranteed or a full refund will be made. All Model I programs are shipped on cassette unless \$5 is included for a formatted (no system) disk. Include \$1 postage and handling. California residents add 6% sales tax. Visa, MasterCard and COD orders accepted.

Box 435-E Summerland, California 93067 (805) 969-4557

FOR USE WITH LOWER
CASE MODIFICATION

SUPERSCRIPT

by Richard Wilkes

With SuperScript, one can underline, **boldface**, insert text, slash 0's, subscript, set 10 pitch, set 12 pitch and of course SuperScript.

One can even get a Directory (?D) and can also kill a file! (Command K).

SuperScript has drivers for serial and parallel printers.

MAKES IT BETTER

SuperScript is a series of machine language programs which permanently customize Scripts* so that a number of additional features are available. These include:

Ability to get directory or to kill files from within SuperScript. TRSDOS or NEWDOS can read SuperScript files. Text can be inserted into unjustified lines during printout e.g., inserting a name after "Dear" and before the colon. For this purpose a lowercase driver is included.

On printers that can backspace, underlining and slashed zeroes (0) are options. On Diablo and NEC printers, one can superscript, subscript, underline, boldface and select 10/12 pitch.

Serial and parallel drivers are included on the disk. You can customize these drivers for use with other types of letter quality printers. The serial drivers are included which use the ETX/ACK protocol for 1200 baud communications. Furthermore, printer drivers can be protected in high memory.

The "L" command used to load a file now requires a filespec to avoid destroying text buffer if the question mark is omitted from the "L" Command.

Available on disk for TRS-80* Level II with 32k, one disk drive and lower case modification for \$29.95. See your dealer for this and other quality Acorn Programs.

*TRS-80 is a trademark of Tandy Corp.



DEALER INQUIRIES INVITED.

✓ ✓ 34
Acorn
Software Products, Inc.

634 North Carolina Avenue, S.E., Washington, D.C. 20003

ADVANCED BUSINESS SOFTWARE FOR THE TRS-80

(Now Available For Model II Also)

* FORECASTING * RISK ANALYSIS * U.S. MACRO MODEL

If you're serious about improving your business with a computer, why not use the best business planning software available? Dr. David M. Chereb has made the most powerful and successful business analytical techniques available to micro computer users.

All programs listed below are in Basic, for 32K (or more) disk based TRS-80 systems.

BUSINESS PLANNING PACKAGE for FORECASTING - An integrated set of forecasting programs to handle a variety of business forecasting needs from Trend Analysis to Advanced Multiple Regression (100 pg. User Manual) \$99.

INVESTMENT RISK ANALYSIS - The major ingredient in any investment is uncertainty. This program accounts for cost changes, shifting revenue streams and interest rate fluctuations. Now you can manage risk. (35 pg. User Manual) \$99.

U.S. SIMULATION MODEL - Knowing where the economy is going and how it reacts to government fiscal and monetary actions can save you a lot of money. This is a user oriented economic situation model constructed to professional standards (50 pg. User Manual) \$199.

NOTICE TO CUSTOMERS:

Because of the tremendous increase in recent orders, our shipping response time has slowed. We are expanding in order to correct this situation. But for the next month our shipping date will average one week after receipt of your order.

To order CALL 213/424-3852, or write to APPLIED ECONOMIC ANALYSIS, 4005 Locust Ave., Long Beach, CA 90807.

✓ 47



*CANNED SOFTWARE & the can is a trade mark of BCC.

S-80 SOFTWARE!

Yes! Quality Software for the TRS-80 is now written & available. BCC is pleased to be able to present some very fine software now with even more available in the very near future. Also we develop custom designed software for your every need. Write us for a FREE price quote.

* TRS-80 is a trademark of the Radio Shack Division of Tandy Corporation.

For Software Think BCC

- ◊ **Mail Base 80** MOD 1 (Requires 48K & 4 drives) \$69.95
MOD 11 (Requires 48K & 4 drives) \$129.95
A RANDOM ACCESS program which keeps track of an unlimited number of entries. Plus it allows direct access of information in any order. Today, list all people who have outstanding bills & tomorrow produce a list in zip-code order. EXCELLENT!!!
- ◊ **Oil Delivery** MOD 11 (REQUIRES 48K & 4 drives) write for price quote.
A system for the '80s. This system handles everything for the heating industry.
- ◊ **Vendor** MOD 1 (Requires 48K & 2 drives) \$39.95
This program keeps track of an unlimited number (650 per disk) of vendors. Allows direct access of coded information by vendor number, & also permits access by various other fields.

For Supplies Think BCC

- ◊ **Disks & Tapes** 5 1/4 inch diskettes 3M Brand \$49.95 (10 in plan. case)
8 inch diskettes 3M Brand \$64.95 (Box of 10) 5 1/4" Verbatim \$39.95 (Box of 10)
Cassettes Very High Quality \$16/doz C20's. ADD 'n STAC stackable cassette holders. Each holds 8 cassettes. \$3.49 ea
- ◊ **Printers** The fabulous BASE 2 PRINTER 96 char ASCII with Tractor Feed & 2K Buffer. This printer just can't be beat!!! \$649.00 (2 for \$1200.00)
RECONDITIONED CENTRONICS 102A (330 chars/sec!!!) \$1500.00

<input type="checkbox"/> Master Charge	Exp. Date _____	Card No. _____
<input type="checkbox"/> Visa	Signature _____	

ORDER NOW! All programs come on quality cassettes. Programs are available on diskette for an additional charge of \$7.00 per order. NYS residents add 7%. Check boxes of items being ordered:
of items ordered _____ Total amount enclosed _____ (All items must be prepaid)

Bourrut Consulting Corporation ✓ 57
21 Friendly Rd. Smithtown, N.Y. 11787


```

3370 M=M-1: S=60
3380 S=S-1
3390 I$=INKEY$: IF I$ =" " GOTO 3600
3400 IF S<0 THEN M=M-1: S=59
3410 IF S=30 OR S=59 PRINT@912,"AGITATE THE DEVELOPING
TANK";
3420 IF S=25 OR S=55 PRINT@912,"
";
3425 IF ZQ=3.149 GOTO 3440
3430 IF M=0 AND S=0 GOTO 3600
3440 PRINT@650,"          -= REMAINING TIME  -=
";
3450 Y=34: FOR X=45 TO 75: SET(X,Y): NEXT: SET(45,35):
SET(45,36): SET(45,37): SET(45,38)
3460 Y=39: FOR X=45 TO 75: SET(X,Y): NEXT: SET(75,35):
SET(75,36): SET(75,37): SET(75,38)
3470 PRINT@794,M;" : ";S;
3480 POKE 16526,223: X=USR(0)
3490 FOR X=30000 TO TZ: NEXT
3500 GOTO 3380
3600 REM

* ALARM ROUTINE *

3610 I
F ZQ=3.149 GOTO 560 ELSE CLS: PRINT@212,"!!! S T
O P !!!"
3620 POKE 16526,184
3630 X=USR(0)
3640 POKE 16526,223: REM * BLOOP *
3650 PRINT@349,"!": X=USR(0): PRINT@413,"!": X=USR(0):
PRINT@477,"!": X=USR(0)
3660 PRINT@598,"EMPTY THE TANK"
3670 POKE 16526,251: REM * SPLAT *
3680 X=USR(0)
3690 GOSUB 3870
3700 PRINT@843," PRESS THE "CHR$(34)"ENTER-KEY"CHR$(34)
" FOR NEXT STEP";
3710 INPUT A$: POKE 16526,237: X=USR(0): RETURN
3800 REM

* MOVING FILM STRIP *

3810 F
OR X=0 TO 115: SET(X,Y): NEXT X
3820 FOR X=0 TO 115 STEP 2: RESET(X,Y): NEXT X
3830 FOR X=0 TO 115: RESET(X,Y): NEXT X
3840 RETURN
3850 REM * HORIZONTAL LINE *
3860 FOR X=0 TO 127: SET(X,Y): NEXT: RETURN
3870 REM * BROKEN HORIZONTAL LINE *
3880 FOR X=0 TO 127 STEP 2: SET(X,Y): NEXT: RETURN
3900 REM

* ERROR MESSAGE *
3905 CLS: POKE 16526,251: X=USR(0)
3910 CLS: PRINT CHR$(23): PRINT@404,"S O R R Y ,": PRIN
T@530,"INPUT ERROR.": PRINT@778,"PLEASE SELECT, AG
AIN."
3920 FOR X=0 TO 3000: NEXT: RETURN

```

**Check our book pages for
the latest books about
microcomputers.**

The Music Box

**The finest music
synthesizer for the TRS-80
is now only \$149.**

By focusing on direct sales to the consumer, and eliminating the dealer mark-up, we can now offer the MUSIC BOX at this new low price!

LOOK AT THESE IMPORTANT EXTRAS:

- **FOUR VOICES, WITH SEVEN-OCTAVE RANGE AND WAVEFORM CONTROL** Hardware features built-in amplifier with volume control. In fact, THE ONLY THING YOU HAVE TO SUPPLY IS A SPEAKER (and, of course, a Level II 16K TRS-80!). We supply the rest, even the speaker cable. The Music Box plugs into the keyboard expansion-port or EI bus extension connectors.
- **BETTER SOUND** Latching 8-bit DAC, plus precision filter to eliminate unwanted high-frequency noise.
- **SAFER FOR YOU AND YOUR COMPUTER** The electronics are attractively packaged in a rugged enclosure with separate UL-approved power supply. This is not an exposed board!
- **COMPLETE ADDRESS DECODING** Essential for compatibility with current and future music and voice peripherals.
- **60-DAY LIMITED WARRANTY**
- **PLUS!** Purchasers of the MUSIC BOX will receive "Newtechniques", the micro computer music newsletter featuring music education, sound effects software and ideas for interfacing the MUSIC BOX to your BASIC programs.

MUSICRAFT

And you get the best in microcomputer music software...MUSICRAFT 1.2, which consists of five machine language programs:

1. **Intelligent Music Editor** (not merely a text editor)
 - Catches notation errors immediately upon entry
 - Has full complement of cursor controls
 - Uses notation similar to standard music notation
 - Supports unlimited tempo, key signature, automatic transposition, and "instrument" changes throughout a piece
 - A special microtone option divides the octave into up to 99 increments, for producing glissandos and modern electronic music.
2. **Fast multi-pass compiler** supports powerful chorus and repeat features.
3. **Play program with four modes** Standard mode for individual songs. **Juke box mode** for creating your own song menus. **Live keyboard mode** for turning your computer into a real-time instrument. **Rehearsal mode** for playing along with your computer.
4. **Waveform program** lets you create instrument sounds in addition to the 14 supplied.
5. **Utility program** gives hard copy print out
 - Transmits music files via modem.

The Music Box

Including power supply, speaker cable, 100-plus page manual in custom binder, and Musicraft tape and disk versions on cassette, plus demo music

\$149.

ADD \$3 SHIPPING PLUS \$1 IF COD
NY STATE RES. ADD SALES TAX.

*TRS-80 is a trademark of Tandy Corp.

✓ 243

NEWTECH
COMPUTER SYSTEMS, INC.

230 Clinton Street, Brooklyn, New York 11201 • (212) 625-6220

IF YOU LOVE THE LIMITLESS WORLDS OF IMAGINATION,
YOU'LL GO CRAZY FOR OUR

COMPUTER GAMES

HERE'S 4 NEW TITLES FROM **DISCOVERY GAMES**, EACH IN ITS OWN VINYL PERMANENT STORAGE BOX. AVAILABLE ON TAPE FOR TRS-80 LEVEL II, 16K; PET, 16K; AND APPLE II APPLESOFT, 16K, FOR BASIC. (All include graphic displays and game-time play, in single scenarios packed with variables, for solo play.)

JAGDSTAFFEL—As Commander of the Luftwaffe fighter squadron based at Zielhafen, can you protect the U-boat base against approaching American bombers?

MIGS AND MESSERSCHMITTS—The Blitzkrieg approaches Leningrad, and unless you as squadron leader can stop the approaching bombers, the city will be pounded into submission!

RAF: THE BATTLE OF BRITAIN—France has fallen. Now Luftwaffe bombers hammer England. Your RAF squadron must protect London from the Blitz.

WINGED SAMURAI—Rabaul Harbor is the most important base on the road to Australia, and you, as Commander of the Imperial Japanese fighters based there, are responsible for the defense of the ships in harbor. The Americans are coming...

OVER 40 TITLES AVAILABLE!

ASK ABOUT OUR 180-DAY GUARANTEED-SALES POLICY
DEALER & DISTRIBUTOR INFORMATION
AVAILABLE ON REQUEST
MAIL ORDERS WELCOME!



01956 PASS ROAD
GULFPORT, MS. 39501
(601) 896-8600

The Adventure never stops!

10% OFF

TRS-80
MODEL II



\$3,499.00

4K Level I List \$499.

ONLY \$449.00

16K Level II List \$849.00

ONLY \$759.00

Also BELOW LIST PRICES on disk drives, printers, software, peripherals

SEIDEL'S ELECTRONICS

Rt. 94 & Vail St., Blairstown, N.J. 07825

(201) 362-6191

Radio Shack DEALER

Software for TRS-80s

WORDSCRIBE™

Professional word processing for Model I or Model II. Full screen editing. Margin justification. Line insertion/deletion. Block move/copy/delete. Global find and change. Much, much more.

Model I (48k, 1 disk) \$ 79.95
Model II (64k) \$ 99.95

WORDPRINT™

Text formatter for files created by Wordscribe or any ASCII file. Uses embedded 2-character commands to control margins, justification, headers, spacing, page numbering, etc.

Model I (48k, 1 disk) \$ 39.95
Model II (64k) \$ 49.95

MAILING LIST I

A menu driven mailing list program with complete full screen editing.

Model I (48k, 1 disk) \$ 59.95
Model II (64k) \$ 69.95

WORDMAIL

Pulls names and addresses from Mailing List I and inserts into Wordscribe files.

Model I (48k, 1 disk) \$ 39.95
Model II (64k) \$ 49.95

COMPLETE FORM LETTER SYSTEM

Wordscribe, Wordmail, Mailing List I

Model I (48k, 1 disk) \$ 159.95
Model II (64k) \$ 199.95

*NEWDOS is a trademark of Apparat

TULSA MICRO SYSTEMS

114 West Taft
Sapulpa, Ok. 74066
(918) 224-4260

TMS FEATURE OF THE MONTH

AUTOMATED FILE HANDLING PROGRAM

So far beyond those so-called "data base managers" that it requires a new term — "automated file handling program." Describe, create or update any type of file, then automate the calculation, sort and report phases of the task.

\$ 99.95

TIGER-GRAPH™

Create engineering, scientific or just fun graphics on your IDS 440G printer. Resolution is 495 x 575. Easy Basic programs provided for data entry and machine language modules for speed. Several pictures can be concatenated along the Y-axis for larger graphs.

Model I (48k, 2 disk) \$ 149.95

DEBBYMAE™

The only totally flexible data base manager for the Model I or Model II. No fields or keys. Automatic linking of all related information allows instant retrieval by subject, type of information, partial contents; even performs analogies.

Model I (48k, 2 disk) \$ 79.95
Model II (64k) \$ 99.95

Software for TRS-80s

UTILITIES FOR MODEL I

PENCIL FIX - Modify Pencil to use RS lower case modification. Redefines control key to be the @ key and switches the lc/uc toggle to the shifted Break key. Save your warranty.
Disk \$ 14.95

SPOOLREL™ - An in-memory print spooler that runs in Model I 32k or 48k disk system, under Newdos* or Trsdos*. Fully relocatable code and buffer. Buffer size is user selected. A true background spooler at an unbelievably low price.
32k, disk \$ 24.95

PRINT-CENTRAL™ - A utility for those with smart printers. To send a control code to your printer, simply press the Clear key and the appropriate letter key and see instant execution. Any code from 1 to 31 may be sent.
Model I only \$ 24.95

SUPERLIST - Allows you to debug and edit your programs with live cursor control. Trace Gosubs and Gotos. Global search. Insert lines.
48k, disk \$ 29.95

SUPERPRINT - Format your hardcopy listing to suit your needs, with spaces between lines, wider margins, if you choose. Even will trace Gosub routines to make debugging easier.
32k, disk \$ 14.95

**TRS-80 and TRSDOS are trademarks of Tandy Corporation.

Radio Shack Versus The Competition

From the moment a 4K TRS-80 owner first looks longingly at the 16K memory size of a friend's CRT, the urge to upgrade is countered by uncertainty. Should the next stop be the nearby Radio Shack or the enemy at Vinnie's House of Computers?

David D. Busch
515 E. Highland Avenue
Ravenna, OH 44266

If you are a dedicated hardware hacker for whom words like Altair or 8008 hold deep nostalgia and who is not frightened by NAND gates, the question is irrelevant. You can take anything even remotely compatible with your TRS-80 and make it work, somehow. If your gear breaks down, you can fix it.

In introducing their affordable turnkey system, Radio Shack attracted a horde of new computerists loathe to homebrew anything more complicated than a cup of coffee. These microcomputer hobbyists want to be able to plug in their systems and use them with a minimum of trouble.

There are seven common areas of expansion in which the owner is faced with Tandy vs. other choices:

- Additional keyboard memory;
- Expansion interface memory;
- Disk drives and other mass storage alternatives;
- Lowercase conversion kits;
- Software;
- Printers;
- RS-232, Modems, etc.

Keyboard Memory

For those who are really new to the TRS-80, this subject was hot some months back. Radio Shack was charging \$299 for

the upgrade from 4K to 16K, and you didn't even get to keep your 4K RAM chips.

Some enterprising souls who noticed that Tandy was selling TRS-80s in the ten thousands began offering 16K memory upgrade kits for \$150 or less. And less. And less. At this writing, Radio Shack has come down to \$230 for the first 16K of memory, with a \$119 tag on each additional increment, but you get a nifty calculator-style keyboard with the CPU memory upgrade.

The RAM chips alone can be had from other sources for \$49 to \$89 with appropriate jumpers for the keyboard thrown in or available for a nominal fee. With prime chips from a reputable source with a good guarantee, there seems to be little potential problem in using non-Radio Shack memory in your keyboard. The extremely timid might want to wait until the 90-day warranty has expired before opening the CPU, but the actual upgrade is a simple task for even the notoriously fumble-fingered.

My chips were Ithaca Audio RAMs purchased in the \$119 dark ages, and though the keyboard has been back at Radio Shack for several mods since then I've had no complaints from the service personnel and absolutely no problems.

Expansion Interface Memory

With memory separated from the Z-80 chip by a foot and some strange ribbon cable, memory compatibility becomes more important. Those who have problems pinning down what's wrong when their computer ails may not like the added variable of


dubious memory chips. I've seen knowledgeable hardware folks shuffle different RAM chips in and out of their expansion interfaces, running various memory tests until they found a set of eight or sixteen that performed to their satisfaction.

Many brands of memory probably work perfectly well in any interface. At the time I purchased mine, Radio Shack was phasing out buffered interface cables, retrofitting twisted pair mods to other units, and, in some cases, swapping memory chips, because a few clinkers had slipped into their own supply. With the price down to \$119, it was worth an extra \$50-70 per 16K to be able to dump the thing in their laps if my RAMs became forgetful. I upgraded to 48K, using Radio Shack memory for the final 32K.

Mass Storage Alternatives

The specialized mass storage devices, Stringy Floppies, Poor Man's Floppies, etc. exist for a very good reason: Cassette data transfer and program storage/retrieval is darned slow. Each of these can be had for hundreds of dollars less than the expansion interface/disk drive combination. If you have no need of memory beyond 16K, and don't need or can't afford the features of disk systems, by all means consider one of the alternatives. They can't hurt your system; Radio Shack offers nothing to compare with them and many happy users attest to their reliability.

In my case, I was aiming at a disk system. I carefully considered all the alternatives,



*In writing 2,000 words
per day on my computer,
I tend to look at the
screen a lot, and couldn't
bear the lopsided
character set of the
simplest modifications*

but still chose to purchase two Radio Shack disk drives. Others, with different circumstances, might be better off with one of the other brands. At our local users' group, I had the chance to observe and test a variety of disk drives before making my decision. The pros and cons were as follows.

The other brands of drives that I liked best offered quicker track-to-track access times for faster operation, supported 40 tracks vs Radio Shack's 35, and could write to both sides of a 5¼-inch diskette. They were generally about \$140 cheaper, to boot.

I discovered that Radio Shack was not quite as serious a disadvantage as might appear on the surface. The drives that I ended up purchasing function quite well as 40-track drives, using a 40-track DOS, such as NEWDOS+. I've punched extra index and write-enable holes in more than 100 diskettes, and have found only a few that are not fully usable on both sides. Various patches have speeded up my drives' access times a little, but I'm entirely satisfied with their speed. My system is booted up before the CRT warms up in the morning, and most programs are loaded and ready to run before I can decide what to do with them.

About that \$140. . . I count that as an investment in maintaining nearby, convenient service facilities. As a writer who depends heavily on my computer for word processing, I'm not pleased with the idea of sending a much needed disk drive off to the manufacturer for repair. My local Radio Shack not only provides one day turnaround on fixes, but, in one case, gave me a totally new drive rather than make me wait while the lemon I purchased made its third trip back to the shop.

Because I use my computer in business, that \$140 extra I paid for each of the drives can be equated with potential lost income, so the choice for me was an easy one. For those of you who must weigh computer purchases against an extra day of vacationing,

or that new lawnmower, service might have an entirely different perspective.

In summary, both Radio Shack's and other manufacturer's drives offer nearly equivalent operation, but, the non-hardware oriented microcomputer hobbyist may want to have the Radio Shack service center to lean on in times of distress.

Lowercase Conversion Kits

This is another sticky area, because of the wide disparity in cost between Radio Shack's \$59 lowercase mod, and the \$15-\$30 price tag on other conversion kits.

I elected to go for the \$59 lowercase, because of my personal reluctance to tamper with my keyboard, and the importance I placed on descenders. In writing 2000 words per day on my computer, I tend to look at the screen a lot, and couldn't bear the lopsided character set of the simplest modifications. The more sophisticated kits came close enough in price to Radio Shack's mod that the difference to me was negligible.

I have experienced few of the forewarned problems that might be caused by the changes made by the modification. When

the lowercase driver is loaded, NEWDOS seems to perform exactly as intended, including the JKL junction. Some programs that PEEK at video memory are unnerved at finding the value of 1 for an uppercase A, rather than the expected 65. It is simply a matter of inserting a line along the order of:

```
XXX A = PEEK(N); IF A < 32 THEN A = A + 64
```


where XXX is the line number, A is the variable used for whatever purpose in the program, and N is the video memory address (between 15360 and 16382 decimal).

Other lowercase modifications give you a control key, but at the time I ordered mine, I already knew that Scripsit had everything I needed in a word processing program.

Software

Scripsit might be a good place to start, because this program could be the beginning of a much needed resurgence for Radio Shack's software reputation. It works! After 15 years of writing on manual and electric typewriters, I hope I never see their ugly little keyboards again.

All is not so rosy with other Shack software. As an early purchaser of their Memory Information System, which didn't do anything, but did it admirably fast, I can attest to that. Other reviewers



THE ALTERNATE SOURCE

✓ 138
The magazine of advanced applications and software
for the TRS-80

LIMITED TIME OFFER !!!

**NOW YOU CAN SAVE &
GET THE SECOND YEAR OF
THE ALTERNATE SOURCE**

Do you know what the three T's of computing are? **T**ips, **T**utorials, and **T**echniques. THE ALTERNATE SOURCE is the magazine for the advanced TRS-80 enthusiast and programmer. We travel into the internal workings of your systems and provide in-depth articles on your machine and its operations. We will teach you to become a better programmer, both in Basic and Assembly Language.

You can receive the second year of this handy digest size storehouse of TRS-80 information, bi-monthly for **only \$9.00**. This **Limited Offer** is only good until midnight December 31, 1980. This Offer represents a \$3.00 savings off the normal subscription price. This offer not good outside the USA. Canada and Mexico subscribers \$15.00 per year. all other Foreign subscribers \$18.00. **SUBSCRIBE NOW !!!**

JUST LOOK AT OUR READERS COMMENTS...

"I was so pleased at being approached as if I knew something about computers and programming, that I not only read every word, but I am enclosing a check for nine dollars."

CANOGA PARK, CA

"... I have confidence that THE ALTERNATE SOURCE will climb to the top. You are already the best in content for the serious programmer. ... I literally tear your magazine apart for the wealth of information and ideas, and consider TAS as important as the DOS that we use."

PITTSBURG, PA

"Okay, I'm hooked. Enclosed is my \$9.00 check."

FRANCONIA, VA

"I think your approach is terrific; a magazine devoted to someone other than the beginner has been sorely needed on the market for a long time."

PENDLETON, IN

"There are enough TRS-80 owners around to warrant a magazine that can serve as a basic reference tool for the serious programmer. TAS is well on the way to providing this..."

CORONADO, CA

"Through good fortune, I very recently picked up a copy of your publication at a local computer shop. After examining its contents for just one day, I can not resist submitting my subscription."

BRONX, NY

517 / 485 - 3358

- C.O.D.
- VISA CHARGE
- MASTER CHARGE

CALL TODAY

THE ALTERNATE SOURCE

**1806 ADA STREET
LANSING, MICHIGAN**

● 48910 ●

DEALER INQUIRIES ARE INVITED

TRS-80 is a trademark of the Tandy Corporation

VISA AND MASTER CARD 4% ADDITIONAL CHARGE

517 / 487 - 0344

- C.O.D.
- VISA CHARGE
- MASTER CHARGE

WRITE TODAY

\$24.95 on diskette

2 drives & 48k Req.



TAS PRESENTS...

TRAKCESS

Written By: Roxton Baker

DOS USERS LOOK HERE

After much ado, we have decided to offer what is perhaps *The Most Powerful Utility Yet For TRS-80 Disk Maintenance*...

TRAKCESS was written with two very special goals:

A. To bring under direct user control, almost every practical capability of the 1771 Floppy Disk Controller.

B. To combine these capabilities into super powerful 'intelligent' functions whose only limitations are those of the user or machine.

'What does it all mean?' You ask, Good Question... WITH TRAKCESS, YOU MAY:

- Protect your own diskettes with special format variations you create!
- Utilize a potent 'pencil type' editor.
- Recover damaged diskettes; read, write, edit or create any track or sector, standard or not!
- **TRAKCESS** is capable of duplication of any sector, of any track including **PROTECTED DISKETTES!**
- Smart **DUPLICATE** command analyzes every track! (2 drives)
- **PLUS MUCH, MUCH MORE**

**** YOU CAN LEGALLY MAKE COPIES ****

TRAKCESS IS \$24.95. For every penny you add (up to five) you will be given a limited licence to make one copy of the diskette and documentation. This is the first in a new line of software to be marketed in this manner. The intent of this concept is to allow you and your friends to share the cost of adding to your software library.

.....This is a new concept. Please comment on it.....

\$16.95 on diskette

\$24.95 expanded

TAS PRESENTS...

ISAR

(Information Storage And Retrieval)



ISAR IS A LOW COST, HIGH QUALITY DATA BASE MANAGEMENT SYSTEM CAPABLE OF HANDLING ANY INFORMATION IMPORTANT ENOUGH FOR DISK STORAGE

ISAR consists of seven modules:

1. **MENU.** Easy user menu prompts and guides you through the entire process of creating and maintaining your valuable information.
2. **CREATE A NEW FILE.** You can specify up to ten different fields and define them as numeric or alphanumeric.
3. **ADD RECORDS TO A FILE.** This module has numerous error checking routines to insure accurate data entry.
4. **CHANGE OR DELETE RECORDS IN A FILE.** Keep your records up to date and accurate with this easy modify routine.
5. **SORT A FILE.** This sort routine is based on the Shell-Metzner sort for the fastest processing possible in Basic.
6. **SCAN OR SEARCH A FILE ON SCREEN.** You can either search for an occurrence, total numeric fields, scan through part or all of your file, or specify just one record.
7. **LPRINT AND FORMAT REPORTS.** Extremely versatile! You define everything. Includes a test pattern routine.

ISAR EXPANDED comes with three additional modules:

- One allows you to use your GSF program for even faster sorting on up to 10 different sort keys! Another will allow you to redefine a file by making an existing field larger or adding a field to each record. The last will merge two ISAR files with the same format.

reviewers have put in their two-cents' worth on the value of other Radio Shack programs intended for business and personal use. But, with gems like Scripsit issuing from Ft. Worth, the future looks brighter.

In the meantime, TRS-80 owners continue to revel in the treasure trove of well written, useful software available for their computer. Choosing between Radio Shack and other software to do the same job generally is no choice at all, especially in the area of disk operating systems and business programs.

There is always the danger of bugs in

software from unknown vendors, and a lack of support. But, it almost appears that an exception to Gresham's Law might apply to software: Good programs tend to drive out the bad. Only rampant piracy threatens the really creative programmers.

Printers

Hard copy devices are another big-ticket item fraught with discounting, price-cutting and heavy competition. At Radio Shack itself, features have mushroomed while prices for printers dropped drastically.

I saved \$500 to \$1000 by purchasing an Integral Data Systems IP125 printer on close-

out at a local computer store. Predecessor to the popular Paper Tiger, it boasts many of the same features, including eight different print sizes. There is no tractor feed, but it has a flat paper tray that allows me to feed 8 1/2 x 11-inch typing paper one sheet at a time just as if I were operating a photocopier.

The printing is sharp and legible (though there are no descenders on the lowercase letters), and I can send the copy off to a fin- ish typist for letter-quality typing. Some of the magazines I write for, particularly computer magazines, don't mind receiving the dot-matrix printing, so I can forgo the last step. Until the day when I can afford a daisy-wheel type printer, my unit suits my needs perfectly.

Why not Radio Shack, considering the heavy use I give the printer? In this case, the local computer store offers in-town service. But, so far, the only problems I've had have been with mechanical ailments. After 15 years of tangling with the linkages in a variety of typewriters, I'm entirely comfortable tinkering with the rollers, gears, and solenoids in my printer. Usually a small adjustment gets me up and running in a few minutes. I steer clear of electronic diagnostics, but these problems appear to be few and far between in the year I've used my IP125 daily.

Printer prices are dropping drastically. Be certain that the printer under consideration will mate with the TRS-80, and not just be made to mate. Except for writers, printers are rarely the must-have item that cause all operation to cease while repairs are underway. Even businesses can read their reports off the CRT screens if need be.

Modems and Serial Interfaces

There's not a lot of controversy here. Radio Shack's RS-232 serial interface is not outlandish at \$99, when you consider the trepidation that we non-hardware types feel at the thought of assembling even a simple kit.

Their \$199 modem is only \$10-\$30 more expensive than the suspiciously similar in appearance models available from other sources.


Take your choice: More sophisticated modems with extra capabilities, like auto-answer, are available, and some direct connect units contain their own serial interface. Whether you go with Radio Shack or not, the money involved is not huge either way, and it's difficult to go wrong. Even more so than printers, modems are not likely to be must items in anyone's computer system.

If the modem is the only peripheral connected to the serial interface, and no others, such as a printer, are dependent on the RS-232, it may be nearly painless to depend on the manufacturer for service.

When I get my own units, I'll probably lean toward Radio Shack's, if only for the ability to have them check out everything, from CPU on up, if something goes awry. ■

80 mention microcomputing^{T.M.} when you query an advertiser

SIRIUS 80+ High Performance Low Cost Floppy Add-Ons!



The SIRIUS SYSTEMS 80+ Series of Floppy Disk add-ons are designed to provide unmatched versatility and performance for your TRS-80*. Consisting of four different add-ons, there is a 80+ Series Floppy Disk Drive to meet your needs.

COMMON CHARACTERISTICS

- 5ms track-to-track access time
- Auto-Eject
- 180 day WARRANTY
- Exceptional speed stability - 11/2%
- Single/Double Density operation
- Mix any or all 80+ Series on the SS Standard cable

SPECIFIC CHARACTERISTICS

The SIRIUS 80+1 - a single sided, 40 track Drive. Offering 5 more tracks than the Radio Shack model. It cost \$120 less. Formatted data storage is 102K/204K Bytes Single/Double Density.

SIRIUS 80+1 \$379.95

The SIRIUS 80+2 is a dual sided, 80 track (40 per side) Disk Drive. It appears to the TRS-80* as TWO 40 track drives yet **COST LESS THAN HALF THE PRICE!** Even greater savings result since data is recorded on both sides of the media instead of only a single side. This unit may require the SS Standard cable. Formatted data storage is 204K/408K Bytes Single/Double Density.

SIRIUS 80+2 \$449.95

The SIRIUS 80+3 - a single sided, 80 track Drive. Offering 2 1/2 times the storage of a standard Radio Shack Disk Drive, the 80+3 greatly reduces the need for diskettes correspondingly. Additionally, because of the increased storage and faster track-to-track access time, the 80+3 allows tremendously

increased throughput for disk based programs! The 80+3 includes SIRIUS's TRAKS-PATCH on diskette (for use with 96 tpi drives). Formatted data storage is 204K/408K Bytes Single/Double Density.

SIRIUS 80+3 \$499.95

The SIRIUS 80+4 - a dual sided, 160 track (80 per side) 5 1/4" monster! The ultimate in state-of-the-art 5 1/4" Floppy Disk Technology, the 80+4 is seen by the TRS-80* as two single sided disk drives. Thus, in terms of capacity, one 80+4 is equivalent to 4% standard Radio Shack drives - at a savings of over 73% (not to mention diskettes!!!). (With a double density converter the available memory is huge!) The 80+4 (a 96 tpi drive) includes TRAKS-PATCH on diskette and may require the SS Standard cable. Formatted storage is 408K/816K Bytes Single/Double Density.

SIRIUS 80+4 \$649.95

All 80+ Series Floppy Disk add-ons operate at 5ms track-to-track but are Expansion Interface limited to 12ms for the TRS-80*

*TRS-80© of Tandy Corp.

ACCESSORIES

SS Standard 2 Drive Cable \$29.95
NEWDOS/86-Sophisticated Operating System for the TRS-80* from Apparat \$149.95

Save up to 10% with these SIRIUS Packages!

NEWDOS/80, SIRIUS 80+3, and Two Drive Cable \$624.95
NEWDOS/80, SIRIUS 80+4, and Two Drive Cable \$749.95
NEWDOS/80, Two (2) SIRIUS 80+3's, Two Drive Cable \$1080.95
NEWDOS/80, Two (2) SIRIUS 80+4's, Two Drive Cable \$1349.95

MPI 51/52 & 91/92 STATE-OF-THE-ART DISK DRIVES

- Fast! 5ms track-to-track access
- Exclusive Pulley-Band Design
- Unique Door/Ejector Mechanism
- Reliable 11/2% Speed Stability
- Single/Double Density Operation
- Industry/ANSI Standard Interface

MPI 51 (Single Head/40 tracks)
125K/250K Bytes Single/Double Density** \$259.95

MPI 52 (Dual Head/80 tracks (40/side))
250K/500K Bytes Single/Double Density** \$349.95

MPI 91 (Single Head/80 tracks)
250K/500K Bytes Single/Double Density** \$399.95

MPI 92 (Dual Head/160 tracks (80/side))
500K/1000K Bytes Single/Double Density** \$524.95

MPI Technical Manual \$6.95
**Unformatted data storage

QUME® DataTrak 8 8" Disk Drive DOUBLE SIDED! DOUBLE DENSITY!

\$574.95

High performance Double Sided Disk 8" Disk Drive ■ Single or Double Density ■ Door Lock and Write Protect INCLUDED! ■ Negative DC Voltage not required ■ Low Power Operation

- FAST! 3ms track-to-track access
- Low friction and minimum wear
- Superior Head Load Dynamics

QUME DataTrak 8 \$574.95

(2/5548 ea)

QUME Technical Manual \$6.95

Connector Set #3 (AC, DC, & Card Edge) \$10.95

Connector Set #4 (AC and DC) \$2.95

TFORTH! - what It has to offer YOU!

TFORTH is a procedural FORTH type language which specifies a process rather than a desired result. Designed to run on the TRS-80*, TFORTH is a very powerful tool by itself or used in conjunction with Assembly Programming. A rich set of WORDS come with TFORTH and many features considered as "extra" with other FORTH languages are standard with TFORTH. These features include:

- Advanced Math Package
- Line Editor
- Macro Assembler
- Re-Entrant Code
- Super Graphics Capabilities
- Sophisticated User Functions
- 140 Page User's Manual
- Virtual memory
- Interpreter
- Compiler
- Produces CMD Files
- Expandable
- And many, many other features

TFORTH from SIRIUS comes on diskette complete for the TRS-80* with as little as 16K of memory and a single Disk Drive.

TFORTH \$129.95

TO ORDER CALL (615) 693-6583

Phone Orders Accepted 9AM-7PM (EST) Mon-Fri

We accept MC, VISA, AE, COD (requires Certified Check, Cashier's Check or Cash) and Checks (personal checks require 14 days to clear). **SHIPPING AND HANDLING:** \$7.00 per Floppy Disk Drive or 80+ Module ■ 5% for other items (any excess will be refunded) ■ **Foreign Orders** add 10% for Shipping & Handling. Payment in U.S. currency ■ Tennessee residents add 6% Sales Tax ■ **VOLUME DISCOUNTS AVAILABLE**

✓ 67

**SIRIUS
SYSTEMS**

7528 Oak Ridge Highway
Knoxville, Tennessee 37921

ΩMEGA WHOLESALE COMPUTER PRICES SALES CO. ✓ 389

DIRECT TO THE PUBLIC

12 Meeting St., Cumberland, R.I. 02864


Christmas Specials

When you buy:

You receive:

You receive:

When you buy:



Atari 800
\$749


1-8K plug in
RAM Module

FREE

(\$124.95 value)

1 Box (10 Pcs)
8" Diskettes

FREE



TRS-80
Model II - \$3449



Apple II
16K - \$999
(Regular or Plus)

1 Apple Tape
Recorder

FREE

(\$40 value)

Microsoft Basic
for only
\$162.50



INTERTEC SUPERBRAIN
32K RAM - \$2449.00
64K RAM - \$2649.00



NEW!
ATARI 825
PRINTER — \$949

Atari Interface
Module

FREE

(\$219.95 value)

Statistics Pak
or
Carrying case

FREE

(\$95 value each)



HP-85 — \$2899

APPLE II DISK
with Controller — \$495

FREE

1 Box (5 Pcs)
Diskettes

NEC Spinwriter
5530 or 5510
\$2449

SOROC IQ 120
\$699

EPSON MX-80
80 Character, 9x9 Dot Matrix
Roll & Pin Feed Printer
for your Apple, TRS-80
or Commodore \$599



FREE

Interface to
Your Computer

OKIDATA MICROLINE 80 — \$529



ΩMEGA OFFERS THE BEST DELIVERY AND PRICE ON:

APPLE • ATARI • TRS-80 MODEL II • INTERTEC •
T.I. 810 • HEWLETT-PACKARD-85 • SOROC •
COMMODORE • NEC • QUME • CENTRONICS

ΩMEGA sells only factory fresh, top quality merchandise to out customers.

ΩMEGA will try to match any current advertised price with similar purchase conditions.

Before you buy anywhere else — be sure to call ΩMEGA Sales Co.

1-401-722-1027

ΩMEGA ships via UPS, truck or air. COD's, VISA, Mastercharge accepted.

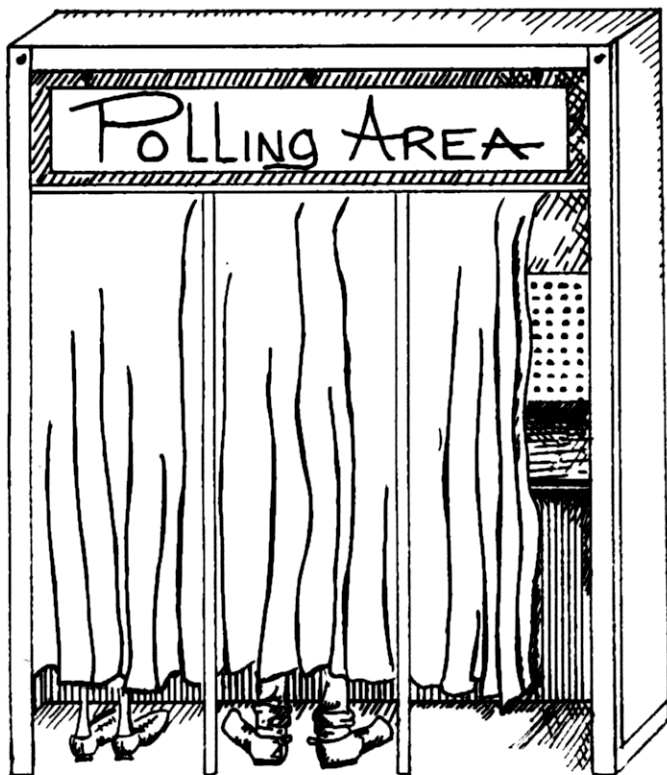
"A member in good standing of the Better Business Bureau."

We carry a complete line
of the above equipment.
For information and
further pricing call:

TOLL FREE

1-800-556-7586

TELEX: 952106



*A story of how one users group
computerized election eve
returns for the local TV station.*

Tally With an 80

Roderick D. Graham
George L. Haller
1500 Galleon Dr.
Naples, FL 33940

Around the first of March, the News Editor of the local radio and television stations approached the Collier County Computer Club for assistance in the stations' presentation of the primary vote results for Collier county. The results of main interest were the Democratic Presidential Preference, with five candidates running; the Republican Presidential Preference, with nine candidates running; and the races for Committeeman and state committeewoman, with two candidates each. There were also three other contests to be reported: The constitutional amendment to increase the Homestead exemption, the bill to modify the duties of the Florida Supreme Court and the county-wide vote for a penny gasoline tax.

There are thirty-six precincts in Collier County and ballots were expected to run to about 20,000. The ballots were brought to the court house for computer processing and a summary of each precinct's results were duplicated and given to the media in hard copy. These summaries became available shortly after seven p.m., and it was expected that they would all be available by eleven.

Hourly News Reports

We agreed to input the precinct results into the computer as they were made available to us, and summarize them for hourly news reports through eleven p.m. The club decided to use the TRS-80. Several mem-

bers have this computer and we wanted two computers working, one as a backup. The expanded letters on our screen were better for viewing, and we could use the INKEY command to allow rolling from one full screen to the next without a question mark showing. We tried feeding our signal directly into the TV station modulator but we had better success feeding into one of their monitors from which they could pan their camera on and off as they desired. This monitor was coupled in parallel with our two computers and could be switched from one computer to the other by means of a simple single pole switch.

The programs were fairly simple to outline but the more we worked with them the more complex they became. We decided to work-up three programs: a main program, a backup program, and a reload program, for use in case of a bad crash to both computers. The Collier County Computer Club did not want to fall on its face in front of a county-wide audience, so we added many fail safe features to all three programs.

The main program accepted votes by precinct number, and candidate or proposition name. The input was then reviewed for corrections before going on to the next race in the precinct.

The main program menu was:

1. Enter a new precinct.
2. Display individual precinct results on the TV monitor.
3. Present the summary of the available precincts on the TV monitor.
4. Save data to disk.
5. Recover data from disk.

The backup program automatically saved only the summary data on disk for re-

covery purposes after each precinct entry. At the operator's discretion, a printout could be made on a small printer so that in case of a catastrophic failure, we could re-enter the summary data from the keyboard and go on from there, using either the third program or, by entering the summary data as if it were a single precinct data and changing the total number of precincts, use program number one.

Ran Simultaneously

We ran the first two programs simultaneously and they were periodically compared for accuracy. In the dry runs before election day we experienced some disk save failure because of power line glitches, so we decided to run the main program without saves. At the end of the evening we were able to save the whole data array without any problem. The array was 28 candidates by 36 precincts, over 1000 elements.

The logistics were as follows. There were two computer operators and two readers. A project manager made sure the overall operation ran smoothly. He received the summary sheets, edited the extraneous material and passed the sheets to the readers. He also kept an account of the precinct sheets processed.

The evening was completed successfully, and while we didn't need the backup computer for the TV presentation, it was comforting to see it performing and checking the results of the main computer. The media people were very generous and gave us quite a bit of on-the-air publicity during the operation. The listings of the programs we used are available from the Collier County Computer Club, c/o Dr. G. L. Haller, 1500 Galleon Dr., Naples, FL 33940. ■

FROM THE LEADER IN UTILITY SOFTWARE FOR THE TRS* COMPUTERS

★ ★ NEW ★ ★ HARD/SOFT DISK SYSTEM (MOD II) \$400

The Hard Disk Software Implementation You Have Been Waiting For!! MOD II TRSDOS compatible — using Cameo controller interface to popular large hard disk fixed/removable combinations (Ampex, CDC, Diablo, Pertec, Wanco, etc.). Compatible with your existing programs — change only 'filename'. All disk BASIC statements identical. Improved dynamic file allocation. A single file can be as large as one disk — 20 megabytes or larger. Alternate mode allows 24-million byte record range. Directory expandable to handle thousands of files! Includes special XCOPY, DCS, and SZAP utilities for use with hard or soft disks. Parameterized FORMAT utility includes options for specifying the number of sectors/track, platters/disk, sectors/granule, sectors/directory, etc.

★ ★ NEW ★ ★ BASIC LINK FACILITY 'BLINK' (Mod I Min 32K 1-disk) \$25 Mod I, \$50 Mod II

Link from one BASIC program to another saving all variables! The new program can be smaller or larger than the original program in memory. The chained program may either replace the original program, or can be **merged** by statement number. The statement number where the chained program execution is to begin may be specified!

INFINITE BASIC \$49.95 (Mod I Tape or Disk)

Extends Level II BASIC with complete MATRIX functions and 50 more string functions. Includes RACET machine language sorts! Sort 1000 elements in 9 seconds!! Select only functions you want to optimize memory usage.

INFINITE BUSINESS \$29.95 (Requires Infinite BASIC)

Complete printer pagination controls — auto headers, footers, page numbers. Packed decimal arithmetic — 127 digit accuracy +, -, *, /. Binary search of sorted and unsorted arrays. Hash codes.

COMPROC \$19.95 (Mod I — Disk only)

Command Processor. Auto your disk to perform any sequence of instructions that you can give from the keyboard. DIR, FREE, pause, wait for user input, BASIC, No. of FILES and MEM SIZE, RUN program, respond to input statements, BREAK, return to DOS, etc. Includes lowercase driver software, debounce and screenprint!

GSF \$24.95 Mod I, \$50.00 Mod II (Mod I Tape or Disk — Specify Memory Size)

Generalized Subroutine Facilities. The STANDARD against which all other sorts are compared! Machine language — fast and powerful! Multi-key multi-variable and multi-key character string. Zero and move arrays. Mod II includes USR PEEKS and POKES. Includes sample programs.

DSM \$75.00 Mod I, \$150.00 Mod II. (Mod I Min 32K 2-drive system. Mod II 64K 1-drive)

Disk Sort/Merge for RANDOM files. All machine language stand-alone package for sorting speed. Establish sort specification in simple BASIC command File. Execute from DOS. Only operator action to sort is to change diskettes when requested! Handles multiple diskette files! Super fast sort times — improved disk I/O times make this the fastest Disk Sort/Merge available on Mod I or Mod II.

UTILITY PACKAGE \$150.00 (Mod II 64K)

Important enhancements to the Mod II. The file recovery capabilities alone will pay for the package in even one application! Fully documented in 124 page manual! XHIT, XGAT, XCOPY and SUPERZAP are used to reconstruct or recover data from bad diskettes! XCOPY provides multi-file copies, 'wild-card' mask select, absolute sector mode and other features. SUPERZAP allows examine/change any sector on diskette including track-0, and absolute disk backup/copy with I/O recovery. DCS builds consolidated directories from multiple diskettes into a single display or listing sorted by disk name or file name plus more. Change Disk ID with DISKID. XCREATE preallocates files and sets 'LOF' to end to speed disk accesses. DEBUGII adds single step, trace, subroutine calling, program looping, dynamic disassembly and more!!

BASIC CROSS REFERENCE UTILITY \$50.00 (Mod II 64K)

SEEK and FIND functions for Variables, Line Numbers, Strings, Keywords. 'All' options available for line numbers and variables. Load from BASIC — Call with 'CTRL'R. Output to screen or printer!

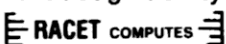
DEVELOPMENT PACKAGE \$125.00 (Mod II 64K)

Includes RACET machine language SUPERZAP, Apparatus Disassembler, and Model II interface to the Microsoft 'Editor Assembler Plus' software package including uploading services and patches for Disk I/O. Purchase price includes complete copy of Editor Assembler+ and documentation for Mod I. Assemble directly into memory, MACRO facility, save all or portions of source to disk, dynamic debug facility (ZBUG), extended editor commands.

Circle reader request for free 24-page catalog

CHECK, VISA, M/C, C.O.D., PURCHASE ORDER
Telephone Orders Accepted (714) 637-5016

*TRS-80 is a registered trademark of
Tandy Corporation

 **RACET COMPUTES**
702 Palmdale, Orange CA 92665

DEALER INQUIRIES INVITED

Sound Strange? Not so.

See how this hardware mod can put your old 4K memory chips to use.

Mem Size . . . 20K!

W. R. Stanley N4TF
Rt. 13, 204 Avery Lane
LaGrange, GA 30240

When you installed a set of 16K memory chips in your computer, what did you do with the 4K set that came out?

Do you find occasions when that cure-all-memory-problem 16K set is not quite enough to contain that long program you're working on, along with an assembly language monitor and a couple of utility programs?

Let's put that extra 4K memory set to good use. Don't worry, no internal changes to the keyboard unit are necessary.

Background

Correct operation of any external circuit connected to the keyboard will depend upon appropriate address selection, your use of the data bus and the control signal you employ in an exact sequence. For example, an external memory cell location must be addressed to the exclusion of all other cell locations in that memory, if it is to share in data transfers to and from the keyboard.

The parallel eight-bit data bus at the keyboard connector is an extension of the data bus routed inside the keyboard to several discrete memory blocks (ROM, RAM, video memory, and the keyboard itself). The external memory circuit to be added to the computer must be brought onto the data bus only when data are to be written to or read from that memory block.

Address and control signals from the keyboard insure that this external memory block is enabled only when called upon by the CPU. At all other times the external memory block must appear transparent (non-existent) to the main computer.

The 4K dynamic chip as used in the TRS-80 is packaged in the standard 16-pin DIP package. One pin serves as the data input point, while a second one is used for data bit output.

Three pins are used for power inputs (+12, +5, -5 V). An additional pin is grounded for signal and power path returns. One further pin is used for a Chip Select control signal to activate the memory chip for a read or write operation.

Still another pin receives a control signal telling the chip whether the current operation is a read or a write.

So far, eight of the 16 pins have been accounted for, leaving

eight more. Yet we must apply 12 bits of addressing information to the chip designating the exact memory cell locations to be affected by the chosen operation.

Why 12?

Consider the number of address line bits necessary to address each of the 4096 memory cell locations on the chip (from 0000 to 0FFF hex). Two raised to the 12th power equals 4096.

The Memory Matrix

The 16-pin memory chip addresses its memory as a matrix, in rows and columns. Picture a grid of 64 horizontal wires overlaid by 64 vertical wires ($64 \times 64 = 4096$). Any intersecting point in the grid can be located by specifying the row number and column number.

The memory chip is addressed by applying data that designates the row number of the desired memory bit location, latching that row address into the chip logic and control circuits, and then latching the column address presented a short time later. This address method (called multiplexing) can address any location on the 4K chip using only six address pins instead of 12.

Two additional pins on the chip are used for signal inputs to tell the chip's internal circuits

whether a row-address group or a column-address group is being entered. All 16 pins are now accounted for.

Consider one more function. The value of a given data bit stored at a particular address on the dynamic memory chip is represented by the charge level (high or low) of a capacitor at that memory matrix location.

As you know, the level of charge on a practical capacitor changes over time. This charge must be restored periodically at each capacitor cell location. This is known as the refresh operation. In the TRS-80, the Z-80 CPU performs refresh operations at the same time it decodes a machine instruction. A special register on the CPU chip keeps track of the row address groups and insures that all memory matrix row addresses are accessed in the proper order. Regardless of the amount of dynamic memory on line, all cells will be refreshed approximately 500 times per second.

Block Diagram

Fig. 1 is a block diagram of a 4K dynamic memory card that can be directly connected to the keyboard. Its address decoder is the principal circuit that determines when external memory is brought on line.

Since all locations in a 4K

memory block can be addressed using 12 address lines (A_0-A_{11}), and an additional four address line bits ($A_{12}-A_{15}$) are available, those four bits can be used to arbitrarily assign an address block location to the external memory board.

The logical place to locate the additional memory block is in the range of 8000-8FFF hex. This places the external memory immediately above the internal 16K block, whose highest address is 7FFF hex, without leaving a gap.

The address decoder constantly monitors the four highest-order address line bits. It outputs an enabling signal only when the computer address bus contains addresses in the 8xxx hex range (when A_{15} is high, and A_{12} through A_{14} are low).

If the address decoder circuit senses any other combination of signals on the address bus, it disconnects the remainder of the memory board circuits.

The address multiplexer (Fig. 1) performs as an electronic six-

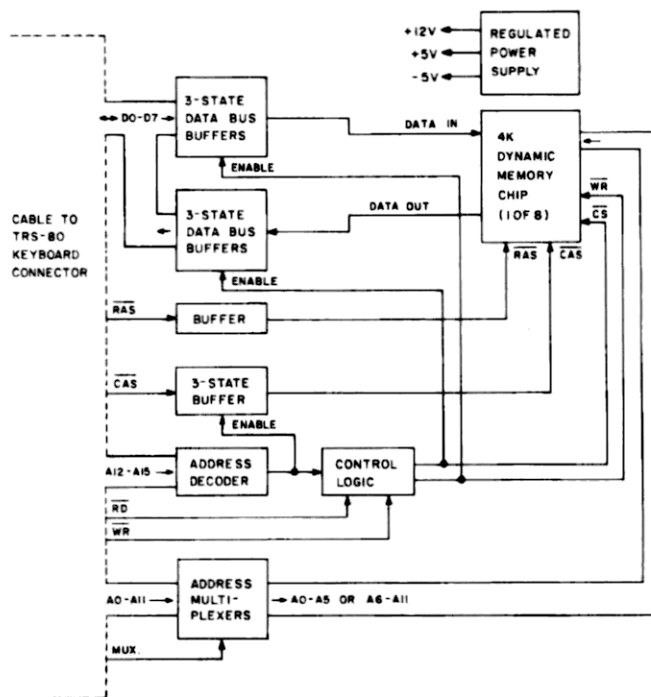


Fig. 1. Block Diagram of the 4K Dynamic Memory Board

pole double-throw switch. In one position of the switch, address lines A_0-A_6 connect to the memory chips. In the other position,

lines A_0-A_{11} are routed to the chips. The MUX (Multiplexer) signal, which is the output of a flip-flop in the keyboard, deter-

mines the electrical position of the double-throw switch.

The MUX signal has a predetermined phase relationship to the \overline{RAS} (Row Address Strobe Not) and \overline{CAS} (Column Address Strobe Not) signals also generated inside the keyboard. When the \overline{RAS} signal is present, either during the early part of a memory read or write cycle, or during a refresh operation, the phase of the MUX signal is such that the address multiplexer outputs the low-order address group (A_0-A_6) to the memory chips.

When the \overline{CAS} signal is present, the MUX signal phase is reversed, and the multiplexer outputs the high-order address group (A_0-A_{11}) to the chips.

Note that the \overline{RAS} signal is applied through a buffer to memory. Buffering this signal causes the keyboard circuit that provides that signal to see only one additional load rather than eight more.

Note also that the \overline{CAS} signal is applied through a three-state buffer. This buffer is operational

NOW AVAILABLE FROM THE AUTHOR OF **RADEX-10***

ALL THE MODULES YOU HAVE BEEN WAITING FOR AND MORE "THE UNIVERSAL DATABASE MANAGER (UDBM)"

CUSTOM APPLICATION SOFTWARE announces the first complete database management system for the TRS-80* Radio Shack computer. The **UDBM** is complete with operators manual and is sold only under license agreement with the author, Ronald L. Lucia. The add on modules are available only to those persons who have a authorized (not bootleg) copy of **RADEX-10**, or the **UDBM** and **NEWDOS** by **APPARAT**.

THE UNIVERSAL DATABASE MANAGER

MENU	MODEL I	MODEL II
1. CREATE A DATABASE		
2. MAINTAIN A DATABASE		
3. CREATE A REPORT		
4. RUN A REPORT		
5. PRINT FILE PARAMETERS (1-5)	\$99.95	\$149.95
6. CREATE OR RUN SORT REPORTS	\$99.95	\$149.95
7. SORT DATABASE	\$99.95	soon/available
8. RESTRUCTURE DATABASE	\$99.95	soon/available
9. INDEX KEYS (soon available)	\$99.95	soon/available
10. INVOKE AUTO COPY		
11. END PROGRAM		

- 1-5. The **UNIVERSAL DATABASE MANAGER (UDBM)** and its four add on modules are compatible with any file created with **RADEX-10**.
6. The **SORT REPORT MODULE** gives you the ability to create reports which sort the records of any **RADEX-10** or **UDBM** file by any **KEY** and any **SUB KEY** and print them on the report.
7. The **SORT DATABASE MODULE** gives you the ability to sort the records of any **RADEX-10** or **UDBM** file and write those records onto a new file or append those records to an existing file with the same file structure as the source file. (Both the **SORT REPORT** and **SORT DATABASE** modules use the 48K **INFINITE BASIC** machine language sort of **RACET COMPUTES**.)
8. The **RESTRUCTURE DATABASE MODULE** gives you the ability to read the records of any **RADEX-10** or **UDBM** file and then write those records onto another file with a different file structure, thus allowing you to **ADD**, **DELETE**, or **CHANGE FIELDS** of a database file without having to re-key-in the data.

C.A.S.
P.O. BOX 1119
PLACENTIA, CA 92670
(714) 996-7477

HARNESSED TECHNOLOGIES
20 HAARLEM AVENUE
WHITE PLAINS, NY 10603
(914) 949-2001

TANSTAFL CUSTOM SOFTWARE
7136 BELITA AVE.
ROHNERT PARK, CA 94928
(707) 664-1149

*TRS-80 is a trademark of the Tandy Corporation

*RADEX-10 is a trademark of the International Jewelry Guild Inc.

California residents add 6% sales tax.

The solution to your hardware dilemma:

You could spend a lot of money for TRS-80* peripherals — OR — spend a lot of time developing your own — BUT here's a better choice. The UI#8 parallel input port costs little more than you would pay for parts alone AND lets you focus your design time on applications.

Hook up sensors, switches, joysticks, lightpens, keyboards... without modifying the computer or tying up the cassette port. Plugs into card edge at back of keyboard.

Features 8 bit, TTL/CMOS compatible input. Jumper address programming. Can be powered by inexpensive AC adapter available from Radio Shack and elsewhere.

Includes all IC's, sockets, resistors, capacitors, voltage regulator, jack, instructions/documentation, etc., plus free joystick plans. As you would expect of a good solution, all parts are guaranteed. For LII.

Kit (one evening).....\$35.00 ppd
Assembled & tested.....\$45.00 ppd

*a Tandy Corp. trademark

GRAPHICS UTILITIES

PCTW00 (Picture Window) allows you to create, edit, display, save on cassette, and recall fast action graphics. The powerful machine code sub-routines are easily accessed from BASIC or assembler. Scan images larger than the screen, display multiple images, create animations and more. Includes: system code, BASIC image editor, 5 demo animations, and source code (for assembler programmers) on cassette, and complete instructions/documentation.

Add exciting visuals to your next education, game, or business program. Lots of graphics power at a low price. For 16K LII.....\$12.00 ppd

WWI Aviation Game

FRANK LUKE is a simulation based on the exploits of the American Ace Frank Luke Jr. Take your S.P.A.D. on a solo mission behind enemy lines. Fly through the menacing skies, dodging the flak, in search of observation balloons. Will you survive to experience a well earned trip to Paris (created by PCTW00)? Sign up now to fly in France. For 16K LII.....\$10.00 ppd

Order PCTW00, FRANK LUKE, & UI#8 from:

UNIVERSAL INTERFACE 292

We accept VISA & MC
P.O. BOX 1077
GLENDALE HEIGHTS
IL 60137
(312) 469-6921
(IL residents add 5 1/4 % tax)

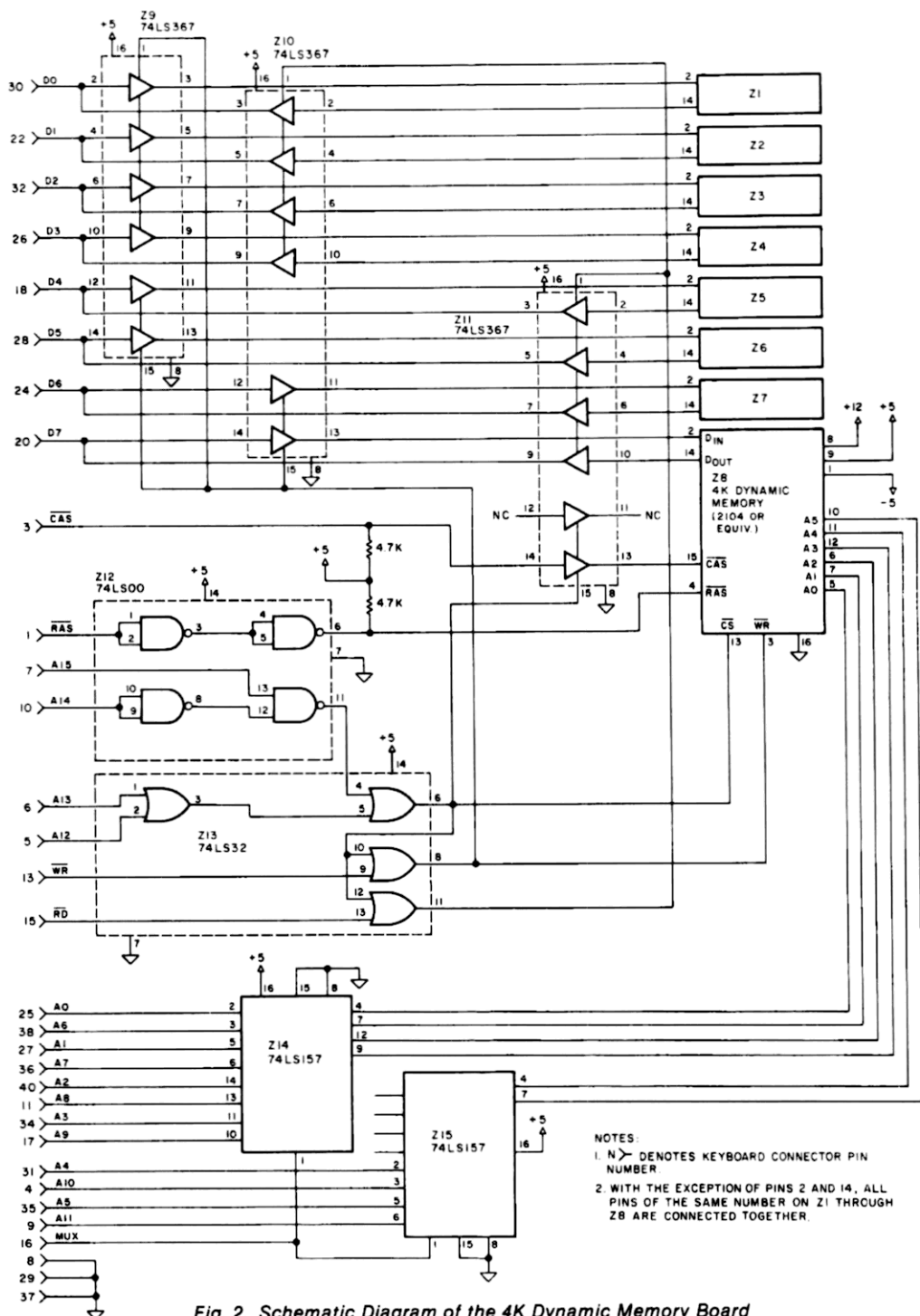


Fig. 2. Schematic Diagram of the 4K Dynamic Memory Board

only when the address decoder senses addresses in the 8xxx hex range. The $\overline{\text{CAS}}$ signal is therefore applied to the external memory chips only when those chips are written to or read from.

Two additional control signals from the keyboard connector tell the external memory whether it is being written to or read from. These signals are, respectively, $\overline{\text{WR}}$ (Write Not) and $\overline{\text{RD}}$ (Read Not).

Note that these signals are al-

so combined with the address decoder output so that the memory chips are not placed in the read or write condition unless the proper address range is on the computer address bus.

The $\overline{\text{CS}}$ (Chip Select Not) signal is present when the $\overline{\text{RD}}$ signal and the proper address decoder output appear in the same time frame.

Construction

The schematic diagram of the


4K memory board is shown in Fig. 2. The layout is not critical; however, I suggest that you spend a little time trying different component arrangements before you start wiring.

I constructed my circuit on a Radio Shack Cat. #276-152 Plug-In Breadboard. This card provides ample room for construction of the memory circuit. It also has 44 pins on its board edge, which means that its pin number assignments can be directly

NOTES:
1. N > DENOTES KEYBOARD CONNECTOR PIN NUMBER.
2. WITH THE EXCEPTION OF PINS 2 AND 14, ALL PINS OF THE SAME NUMBER ON Z1 THROUGH Z8 ARE CONNECTED TOGETHER.

VR DATA'S DISK DRIVE HEADQUARTERS

● SALE ●
TRS-80
Disk & Other
Mysteries
\$19.95
reg. \$22.95



77 TRACK DRIVES **\$545**
NEW LOW PRICE

TRS-80 Model I compatible

40 TRACK DRIVES **\$340**
NEW LOW PRICE

TRS-80 Model I compatible

● ORDER NOW TOLL FREE 1 (800) 345-8102

● IN PENNSYLVANIA (215) 461-5300 ●

HARD DISK
for TRS-80 Model II

\$5995

10 meg. 5 fixed 5 removable

● SALE ●
DISK HEAD
CLEANERS

5-1/4" \$12.95
reg. \$14.95

8" 3M CLEANER
\$24.95 reg. \$30.00

SUPERBRAIN™
BY INTERTEC

64K \$2995.00

complete with
5-1/4" disk drives • in stock



TRS-80™
64K MODEL II

\$3495.00

NEW LOW PRICE

Model II Drives

1 Drive Single Enclosure \$ 899.00
1 Drive Multiple Enclosure 1069.50
Additional Drives for Mult. Enc. 540.00

SOFTWARE

	MOD. I	MOD. II
Medical/Dental Patient Accounting		\$1500
Word Processing (Magic Wand)		300
General Ledger	\$149.95	249
Payroll	99.95	199
Data Base	149.95	299
	Tape	Disk
Upper/Lower Case Modification	\$19.95	\$24.95
Comprehensive Diagnostics	34.95	34.95
CP/M		\$175.00
New DOS + 40 TK		100.00
New DOS/80		145.00
Software Documentation Available • CALL FOR PRICES		

4K L II TRS-80	575.70
16K L II	789.60
RS-232	92.10
OK Expansion Interface	278.10
16K Expansion Interface	376.10
32K Expansion Interface	474.10
Telephone Modem	179.95
Emulator CRT by Intertec	895.00
CRT Stands	from 139.00
Anti-static Mats	110.00

● VR DATA Coupon ●

\$5 Off!

ANY ITEM OVER \$50.00

OFFER EXPIRES 12-1-80 ● ONE COUPON PER ITEM

● VR DATA Coupon ●

\$10 Off!

ANY ITEM OVER \$150.00

OFFER EXPIRES 12-1-80 ● ONE COUPON PER ITEM

● VISIT OUR NEW WAREHOUSE SHOWROOM AND REPAIR CENTER ●

VR Data

777 HENDERSON BLVD.

FOLCROFT, PA 19032

WE SERVICE MANY BRANDS OF COMPUTER EQUIPMENT.
CALL FOR CONSULTATION AND ESTIMATE.

DEALER INQUIRES INVITED • BIDS ACCEPTED • ABOVE PRICES
ARE CASH DISCOUNTED, CALL FOR OTHER TERMS.

ORDER NOW • TOLL FREE 1 (800) 345-8102 • IN PENNSYLVANIA (215) 461-5300



Announcing the most important utility ever introduced for the TRS-80* Model I and Model II—

ENHBAS™

ENHBAS is an Enhanced Basic extension module, which loads at the top of BASIC, adding many commands and background tasks—

□ Over 30 new commands added to your BASIC:

• **SORT**—Multi-keying, multi-tagging array sort. Sorts thousands of items in mere seconds, all with one command!

• **JNAME \$exp**—Use line labels along with line numbers in branching statements, as in assembly language, using the ENHBAS commands GTO and CSUB (special GOTO and GOSUB). For example:

```
10 GTO "ENTER A LINE"
20 REM LINE 10 IS THE SAME AS 'GOTO 30'
30 JNAME "ENTER A LINE": INPUT A$
```

How many times have you wanted to use variables to reference line numbers? Now you can! GTO and CSUB allow variable expressions as operands, such as: GTO X+40 or CSUB (Y*10)+30.

• **WHILE / WEND**—New, structured programming loop construct. Makes for more logical program flow.

• **EXEC / EVAL**—Two new, extremely powerful functions! EVAL evaluates an algebraic expression in string form: A\$ = "X + 2": Y = EVAL A\$ would result in Y being set equal to the algebraic expression X + 2. With EVAL, you can manipulate complex functions in string form, and then execute them.

EXEC executes a string expression as if it were a BASIC program line! For example:

A\$ = "PRINT X": X = 4: EXEC A\$ would result in a 4 printed on the screen (that is, execution of the BASIC statement "PRINT X"). With EXEC, your computer can write its own programs and execute them!

• **CALL**—Pass control to machine language sub-routines at any address, passing parameters both ways.

• **CLM / PAGE**—Set up automatic page roll-over and other line printer functions from BASIC.

• **All these and many more!**

□ In addition to the above commands, Model I ENHBAS contains vector graphics and drawing commands. Model II ENHBAS has many functions suited to business programming—ISAM file handling commands, RS-232 access, and many more; along with several Model I BASIC commands left out of Model II (PEEK, POKE, etc.).

□ ENHBAS includes many background utilities:

- | | |
|-------------------------------|---|
| • User-select cursor | • Short-entry commands
(Shift-letter) |
| • Key click | • Real Control keys |
| • 2-tone beep on error | • One-letter commands |
| • Automatic lower-case | • Formatted LISTING |
| • Automatic debounce | |

ENHBAS is available for:

16K Model I—Level-II Tape.....	\$39.95
32K Model I Disk	\$39.95
32K Model II	\$99.95

Other software:

CSG PILOT—Disk-based, high level language. Fast!

32K Model I Disk..... \$59.95

Z-EMULATOR—Executes assembly language program lines

16K Model I—Level-II Tape / 32K Model I Disk ... \$29.95

ENHCOMP—Integer subset BASIC compiler. Full graphics and unlimited length variables. Written in machine-language—fast!

32K Model I Disk..... \$24.95

ABBREV—Level-I abbreviations in Level-II/Disk BASIC.

16K Model I—Level-II Tape / 16K Model I Disk ... \$24.95

*TRS-80 is a registered trademark of Radio Shack, a Tandy Co.

The Cornsoft Group

6008 N.Keystone Ave., Dept. 80, Indianapolis, IN 46220
(317) 257-3227 ✓ 465

COMPUTER PIRATES

DATA & THIEVES ARE HERE...



Don't let computer pirates: DIVINE your DATA
FILCH your FILES
PERUSE your PROGRAMS

Protect them all with CRYPTTEXT, the hardware encryption module that brings ultra-high level security to the small computer user. Once encrypted, your files can be stored or transmitted in strictest privacy. A single CRYPTTEXT unit will differentially control the medical, legal or financial records, mailing lists, and design data for an entire firm.

Breaking CRYPTTEXT encrypted data is like unscrambling an egg. We don't say its impossible but we have 3 oz. of fine gold waiting for the first person who succeeds in breaking our test message.

SECURITY SYSTEMS FOR USE WITH:

TRS-80

APPLE II

SUPERBRAIN

NORTHSTAR



CRYPTTEXT

CORPORATION

P.O. Box 425
Northgate Sta.
Seattle, WA 98124

(206) 264-8888

IF YOU LIKED SANTA PARAVIA, **TRS-80***
ENJOYED GALACTIC EMPIRE,
YOU'LL JUST LOVE PROJECT OMEGA



A PROGRAM PAINSTAKINGLY RESEARCHED
FOR A TRULY AUTHENTIC & STIMULATING
SIMULATION . . . YOU'LL JUST LOVE IT!

TRS-80	16K TAPE	\$14.95 (Single Player)
TRS-80	32K DISK	\$24.95 (Multi-Player)

NOW AVAILABLE AT
YOUR LOCAL
COMPUTER STORE
IF NOT, CALL
OR WRITE TO:

DEALER
INQUIRIES
INVITED

ai Adventure

INTERNATIONAL ✓ 97

A DIVISION OF SCOTT ADAMS, INC.

BOX 3435, LONGWOOD, FLA 32750 (305) 862-6917

correlated with those of the keyboard connector, and still have four uncommitted pins available for connecting the card to an external power supply.

The mating connector is also available at Radio Shack. The proper mating connector for the keyboard is an AMP P/N 88103-1 or its equivalent. You can get a 40-pin connector with 0.1-inch contact spacing at Priority One Electronics. Consult the advertisements in this and other periodicals for alternate sources.

Note that the pin number assignments on the keyboard connector do not necessarily agree with the order indicated on your mating 40-pin connector. With the keyboard in front of you, pin 1 will be on the top of the circuit board at the connector end farthest removed from the RESET button. The odd-numbered pins progress in ascending order to the left, with pin 39 on the top left edge. All even-numbered pins are on the underside of the keyboard connector, with pin 2 directly underneath pin 1.

Pin 40 is closest to the RESET button.

Be sure to label the connector that plugs into the keyboard so that its position is correct before insertion. Use dots of fingernail polish or some other marking medium to indicate proper orientation between the memory card and its mating

for all ICs. They are good insurance against heat and static damage for the memory chips. They make troubleshooting and replacing components much easier. Incidentally, either solder or wire-wrap techniques can be used. The more ambitious constructor might consider fabricating a printed-circuit board.

"Note that the pin number assignments on the keyboard connector do not necessarily agree with the order indicated on your mating 40-pin connector."

connector. If either cable connection is reversed, you might damage your system.

You can use either ribbon cable or individual stranded wires to join the two connectors. I suggest a maximum length of one foot for either type.

I urge you to employ sockets

Make all necessary power and ground connections to all chip sockets. Next, connect all indicated like-numbered pins in parallel on the eight memory IC sockets. Make all connections between the memory chip sockets and the remainder of the components on the board.

Following this, wire the address decoder and logic circuits. The last area to be wired is between the card edge pins and the appropriate ICs.

Work slowly, and take a break now and then. Double-check your wiring. Unless printed-circuit techniques are used, you will end up with several layers of wires placed on top of each other. It becomes difficult to find and correct a wiring error that is buried.

If you arrange the memory sockets in parallel rows on the card, cross-connect the power buses between adjacent chips if possible. This method will lower the impedances of the power distribution leads.

Power supply pins should be bypassed, especially around memory ICs. A 0.1-uF disk capacitor bypassing the +12-V supply pin at every other chip and a 0.1-uF disk at the +5-V pin on alternate memory chip sockets are recommended.

A 0.01-uF disk located at the -5-V supply pin on every other

!!!ANTS!!! A STIMULATING ACTION GAME \$14.95
Two colonies of ants are at war. Opposing queen ants produce four types of offspring: workers, soldiers, guards, and drones. The challenging strategy is to produce ants in the proper sequence to sting the enemy queen or overrun its nest.
SPECIAL FEATURES: Full screen action with SOUND. Hundreds of ants battle with machine language speed. 3 game variations. Play another person or the computer opponent at 4 difficulty levels.
EASY TO PLAY, CHALLENGING TO MASTER!

PARSECTOR V THE ULTIMATE SPACE WAR \$19.95
Two opponents must navigate powerful mother ships through the galaxy and capture parsectors. Launch fleet battle craft: flyers, cruisers, and bases. Fire high powered energy beams or deadly short range weapon spreads. To win you must conquer the galaxy or destroy your opponent's mother ship.
SPECIAL FEATURES: Unique split screen gives each player a private video display. Action Sounds and Graphics: explosions, weapon releases, launches, and more. Variable galaxy size. Play another person or the computer opponent at 3 difficulty levels. LAUNCH A COMPLETE SPACE FORCE IN MINUTES!

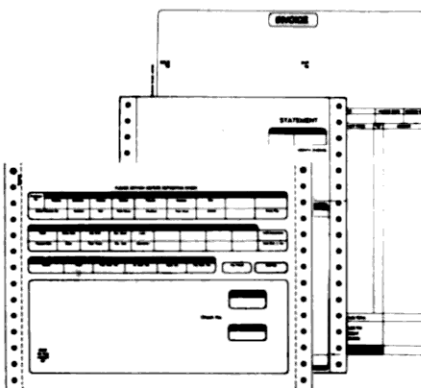
WITH SOUND

HIGH SPEED LIFE THE FASTEST \$9.95
John H. Conway's famous game comes to life with full animation. The fastest, most advanced version. Many patterns average over 500 generations per minute. **SPECIAL FEATURES:** Full screen 48x64 matrix. 32 preprogrammed patterns. Special pattern generators. Create, edit, & save your patterns on data tape. Sound. Single key functions: erase, save, single step, delay, scroll! eight ways.
SPEEDS UP TO 2000 GENERATIONS PER MINUTE!

NAME THAT STATE QUIZ EDUCATIONAL \$14.95
A fascinating way to learn about our 50 states. It teaches the state shapes, names, capitals, populations, areas, and geographic regions. Three types of quizzes: true & false, multiple choice, and fill in the blank. **SPECIAL FEATURES:** Action Sounds, rewarding tones and harassment buzzers. Continuous score. Easy to use.

TRS 80 L2 16K FOR CASSETTE & INSTRUCTIONS \$211
SEND CHECK OR MONEY ORDER TO:
Synergistic Solar Inc PO BOX 560595
MIAMI FL 33156
Please write for more information. Dealer inquiries invited.

CONTINUOUS FORMS FOR YOUR COMPUTER



SELF PROGRAMMERS:
extensive stock line to choose from
SYSTEMS USERS:
forms designed to fit your format
SOFTWARE HOUSES:
complete forms support for your users
COMPUTER DEALERS:
forms installation assistance
SERVICE BUREAUS/CPA's:
quantity discounts

Please tell us your business application and the program you are using. We will promptly send you the forms that will best accommodate your needs.



8384 Hercules St.
La Mesa, CA 92041
(714) 460-4975

name	phone no.
organization	
address	
city, state	zip
hardware (processor type)	
software (p/r, a/p)	
software (a/r, inv)	
<input type="checkbox"/> programmer	<input type="checkbox"/> dealer
<input type="checkbox"/> end-user	<input type="checkbox"/> software house
	<input type="checkbox"/> CPA/service bureau
	<input type="checkbox"/> other

memory socket is also advisable. Several 0.01 to 0.1-uF disk capacitors located at the +5-V supply pins on several of the remaining IC sockets would help maintain smooth operation.

One reason for paying particular attention to supply pin bypassing around the memory chips is that high peak currents occur during certain portions of the memory IC operating cycle. Although the average current at each IC is not excessive, those sudden high-current demands could not be met by power supplies located several feet away.

One solution to these abrupt current increases is to connect large capacitors in the immediate vicinity of the memory chips.

The memory board doesn't require much power. But you will find that it costs only a little more to build a power supply that will operate with other circuits. In other words, overbuild the power supply, unless you are interested in the smallest possible package.

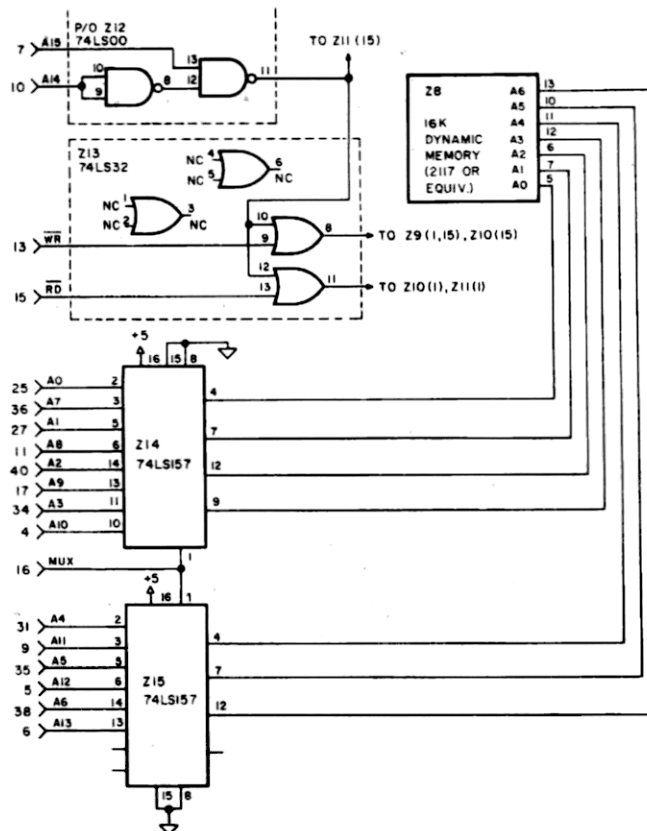


Fig. 3. Partial Schematic Diagram of the 16K Dynamic Memory Board

Junk-box Transformer

I used a junk-box transformer with two low-voltage center-tapped secondaries. The wires between the windings and the terminals on the transformer appeared to be about the right size to handle at least one amp each.

A bridge rectifier across one winding, with the center-tap left disconnected, feeds a 7812 regulator. Both input and output of this regulator chip are heavily bypassed with electrolytics.

In addition, I placed a 0.1 uF disk at both of its active terminals, very close to the package.

A full-wave rectifier is connected across the other secondary winding, whose center-tap is grounded. This rectifier feeds a 7805 regulator, whose input and output are also heavily bypassed.

Another full-wave rectifier, with the diodes reversed from those for the +5-V supply, is connected to another regulator-filter combination. Here a 7905 negative voltage regulator is

SMALL SOFTWARE SYSTEM

PRODUCTS FOR THE TRS-80

SMALL SOFTWARE SYSTEM

NEW!

WHISTLER: HOME CONTROLLER INTERFACE - \$34.95. New hardware product that controls lights, appliances, computer peripherals, darkroom timers and other 115 volt devices anywhere in your house! Software controlled by cassette cable. Use with Sears or BSR Home Control System with ultrasonic option. Assembled, tested, self-contained, and includes Basic software.

TRS-80 DISK & OTHER MYSTERIES - \$22.95. H.C. Pennington. Best disk book we've seen! Directory secrets, file formats, damaged disk recovery, etc.

LEARNING LEVEL II - \$15.95. D.A. Lien. Learn Level-2 like you did Level-1, step by step. Same author and style as Level-1 manual. Super new book!

UTILITIES

RSR-2: MACHINE LANGUAGE MONITOR FOR 16K TRS-80'S - \$26.95

RSR-2D: THREE VERSIONS OF RSR-2 FOR DISK SYSTEMS - 29.95

RSR-2 RELOCATOR: PUT RSR-2/2D ANYWHERE IN MEMORY - 9.95

Machine Language monitors with Z-80 disassembler! HEX and ASCII memory dumps; EDIT, MOVE, EXCHANGE, VERIFY, FILL, ZERO, TEST, or SEARCH memory, read/write SYSTEM tapes, enter BREAKPOINTS, PRINT with TRS232 or Centronics, read/write disk sectors directly! RSR-2 tape loads at top of 16K LEVEL I or II; RSR-2D disk includes 3 versions for 16K, 32K and 48K.

DCV-1: CONVERT SYSTEM PROGRAMS TO DISK FILES - \$9.95. Execute Adventure, Air Raid, RSL-1, ESP-1, T-BUG, etc. from disk, even if they interfere with TRSDOS! New version works with TRSDOS 2.3.

BASIC-1P: LEVEL-1 BASIC WITH PRINTING! - \$19.95. Run any LEVEL-1 BASIC program on your 16K Level-2. PLUS LPRINT and LLIST with our TRS232 or Centronics. Furnished on tape; can be used from disk.

MACHINE LANGUAGE GAMES

AIR RAID, BARRICADE or RSL-1: - \$10.00 each, all 3 for \$25.00

AIR RAID: A super shooting gallery; our most popular game. Ground based missile launcher shoots high speed aircraft! Hours of fun!

BARRICADE: "BREAKOUT" for the TRS-80! Break through 5 walls with high-speed ball and keyboard controlled paddle! 96 different options!

RSL-1: Enter patterns with repeating keyboard! Save patterns on tape (4 furnished). Play John Conway's LIFE. FAST - about 1 second per generation!

MODEL-II TRS-80*

CP/M™ VERSION 2.0 FOR THE MODEL-II - \$170.00. Latest version from Digital Research. Runs both single and double density disks! "Standard" version runs nearly any CP/M software, including Cobol, Fortran, C-Basic, M-Basic, business and accounting packages, etc. Hundreds of programs available!

RSR11: ENHANCED RSR MONITOR FOR THE MODEL-II - \$39.95. Relocatable version of RSR-2D plus screen editor for modifying either memory or disk sectors in both Hex and ASCII, split screen scrolling, and formatted serial or parallel printing. Sold on self-booting disk; directions to save as TRSDOS file.

PROFESSIONAL SOFTWARE

THE ELECTRIC PENCIL FOR THE TRS-80: TAPE-\$99.95, DISK-\$150.00. Popular video editor for creating and saving text files. Prints formatted copy with right justification, page titling & numbering, etc. Upper case only, or lower case with modification. 16K Level-1 or 2 (tape).

CP/M™ OPERATING SYSTEM FOR THE MODEL-I - \$145.00. The 8080/Z80 "Software Bus" for the Model-I TRS-80. Includes TRS232 and RS-232-C software, lower-case support, debounce, DCV-2 and other unique utilities. Allows use of many available programs written for CP/M.

PRINTER SUPPORT

TRS232 PRINTER INTERFACE - \$49.95 (\$59.95 after June 30). Assembled & tested printer interface for RS232 or 20-mil current loop printers. Expansion interface not required. Print from Level-II BASIC, CP/M, BASIC-1P, ELECTRIC PENCIL, etc. Standard cassette software included. Add \$2.00 for shipping.

TRS232 "FORMATTER" SOFTWARE PACKAGE - \$14.95. Adds page and line length control, printer pause, "smart" line termination, etc. to TRS232.

RSR232: Adds RS-232-C capability to RSR-2/2D monitors - \$9.95

PEN232: RS-232-C for cassette version Electric Pencil - 9.95

EDT232: TRS232 and RS-232-C for tape version of EDTASM - 9.95

OTHER PRODUCTS FOR THE TRS-80

ESP-1: \$29.95. Assembler, Editor, Monitor (8080 mnemonics)

LST-1: 8.00. Listing of Level-1 BASIC with some comments

*CP/M™ by Digital Research, Inc. *TRS-80™ by Tandy Corp.

See your dealer or order direct. Calif. Residents add 6% tax

SMALL SYSTEM SOFTWARE P.O. BOX 366 NEWBURY PARK, CA 91320

SMALL SYSTEM SOFTWARE P.O. BOX 366 NEWBURY PARK, CA 91320

used. Many parts suppliers stock the equivalent of the 7905, listing it as the LM320K-5.

(A 5-V zener diode, bypass capacitor and series dropping resistor can be used in lieu of the 7905 (or equivalent), and you would find that the total cost is about the same. However, this zener regulator does not provide the thermal and overload current protection of the regulator package.)

Mount the 7812 and 7805 on separate small heat sinks, or attach suitable radiators to them. Both of these chips get rather warm. The 7905 does not require heat-sinking because its load current is much lower.

16K Memory Board

You can modify the 4K memory board making it plug compatible to that new set of 16K chips. You need change only the address decoder and address multiplexer circuits to operate the added 16K set in the address range from 8xxx to Bxxx hex (Fig. 3).

Compare the schematics in Figs. 2 and 3. Seven address lines are connected to the 16K chips. (Only six lines went to the 4K set). This means that a total of 14 addressing bits are applied to the 16K chips, in two groups of seven.

The row and column matrix in

the 16K chip is a 128 by 128 grid; therefore, seven bits per multiplexed group are necessary.

Adding one address bit per group means that two additional address lines must be added to the multiplexer. This is shown in Fig. 3.

Recall that all 16 pins on the 4K chip are used. What else has to be changed when the seventh address line is added to the 16K chip?

is accessed only when A_{15} is high, and A_{12} through A_{14} are low. This represents an address within the 8xxx hex range. The 16K board is addressed in the 8xxx-Bxxx hex range. This particular range of addresses is present any time A_{15} is high and A_{14} is low.

The address decoder on the 16K board, therefore, has to monitor only two address lines, rather than four.

tried to present enough background information to enable you to substitute parts or rearrange logic and control circuits. There is always room for improvement on someone's ideas or techniques, and this construction article is no exception.

You will find many instances when the external memory is unnecessary. Instead of wearing out the keyboard connector merely turn off the power supplies feeding the board.

One word of caution in this area: If you initialize the computer with the external memory energized and, later, remove power to the external circuit, the computer will, in some instances, use the external memory as if it were still available. The result is incorrect operation and/or lost data.

A good way of reserving a block of upper memory for machine-language programs is to power on while the external memory is still off. After the computer is initialized, turn on the external memory power supplies.

The computer won't find the added memory, unless it gets trapped in a loop that asks you the MEMORY SIZE question (Level II).

If you have any questions, I'll be happy to respond but include a SASE. ■

"Recall that all 16 pins of the 4K chip are used. What else has to be changed when the seventh address line is added to the 16K chip?"

The 4K chip has a \overline{CS} pin which enables the chip. Note that the 16K chip has no such pin designation. The manufacturer designed the 16K chip so that it is fully functional when the \overline{RAS} , \overline{CAS} and addressing signals are present at the correct times.

Look at the address decoder circuits on the two schematics. The decoder for the 16K memory circuit is simpler, because it responds to a wider range of addresses than the one for the 4K board.

Remember that the 4K board

When you substitute that set of 16K chips in the keyboard for the original 4K set, you have to reconfigure several jumpers. You are actually rearranging the address decoder output to respond to a wider range of dynamic memory addresses. You also change the \overline{CS} signal line going to the 4K set to an additional multiplexed address line going to the 16K set.

It makes sense now, doesn't it?

Closing Comments

Well, there you have it. I have

WHAT IS "THE PATCH"?

We asked ourselves: WHY should our computer be as bland as everybody else's? Why not unlock the unused and wasted abilities available within each and every TRS-80 Model I. These abilities allow the display to be dressed up and the computer to be effectively easier to use.

Now we have developed the means for getting the most from our computers and we know you need it too. With "THE PATCH", a new age of simplicity and convenience has arrived. You don't want to be left out, so don't kid yourself, you need the enhancements which "THE PATCH" provides.

• Does your keyboard bounce?
Some say, "I have a software fix for that!"

• Does your display still have that standard, dull, underline cursor?
Some brag, "We have a program which will give you a Block cursor, and it even blinks!"

• Does your Dualcase printer make you look foolish when you tell it to print lowercase because you could only see UPPERcase on the display?

Most cry, "We have a kit you can install . . . and a program to run it!!!"

• Don't you have better uses for protected memory than to waste it on programs which are TOTALLY UNNECESSARY?

You sob, "I need all those advantages but they are just too much trouble to have all at once so I'll make do with what I have."

FORGET ALL THAT . . . make your life easier

What we are trying to tell you is:

1. You CAN have Keyboard debounce if you need it!
2. You CAN have Block cursor with NO distracting blinking!
3. You CAN have FULL TIME Dualcase display!
4. You CAN have typewriter style keyboard operation!
5. You CAN have faster cassette data files, up to four and one-half times faster!
6. You CAN have even more features as we make them available.

All this from THE INSTANT you power up your computer, without making your other programs unusable because some unnecessary driver program is eating that memory.

"THE PATCH" is not a ROM. "THE PATCH" is not a PROM. "THE PATCH" is a microprocessor which modifies the Level II ROM to repair changes made by TANDY when they designed your computer. This state-of-the-art technology makes these changes possible without using ANY of your computer's memory. That means, any program you use on your computer now, will still work after you install "THE PATCH", including word processors.

"THE PATCH" fits easily into the Level II ROM sockets inside your computer, no cables or switches to install.

Sound too good to be true?? Call us. Tell us your innermost fears. Let us answer your questions. Do not cheat yourself out of using ALL of your computer's abilities ALL of the time.

THE PATCH \$69.97 plus \$2.50 ship and hand
Options: Block cursor N/C Debounce N/C
Cassette File \$10.00
VISA or Master Card accepted


THE PATCH is available in two versions: THE PATCH I (for TRS-80 Model I) and THE PATCH II (for TRS-80 Model II)

CALL 208-884-0611
WELL-CLOUD, THE PATCH
Box 8064
Missoula, ID 83801

SAVE! SAVE! SAVE!

WITH DSC'S 10% CLUB

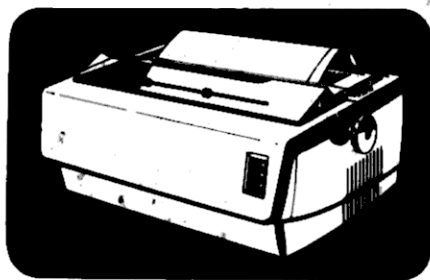
YOU CAN BUY HARDWARE, SOFTWARE, AND SUPPLIES
AT 10% ABOVE WHOLESALE *



● EXAMPLES

Superbrain 64K	\$2500.00
NEC 5510	2500.00
Centronics 730-1	616.00
40 TK Disk Drives (TRS-80 Comp.)	310.00
77 TK Disk Drives (TRS-80 Comp.)	475.00
Star Modem	140.00
5-1/4" Diskettes (Box of 10)	24.00
Magic Wand - WP Software	250.00
16 K Memory Kits	42.00

JOIN NOW: \$15.00 ANNUAL MEMBERSHIP FEE
ENTITLES YOU TO THE FOLLOWING:



- \$10 Credit Toward 1st Purchase
- Catalog of Products
- Hotline for Orders & Inquires
- Membership Number to Speed Delivery

● TERMS - Prepayment - Cash, Certified Check, M.O.
Master Charge & Visa Add 4% Handling
Shipments FOB Phila., PA

● WARRANTIES

- All Equipment Carries Manufacturers Warranty
And Will Be Serviced By Their Manufacturer Or
Their Representative

* MINIMUM ORDER - \$100.00
PERCENTAGE MAY VARY SLIGHTLY

● LIMITED QUANTITY ON SOME ITEMS ●

DISK SUPPLY CO.

641 W. ST. ANDREWS MEDIA, PA 19063 • PHONE 215-461-5437 •  

.....

● DISK SUPPLY CO. 641 W. ST. ANDREWS MEDIA, PA 19063 ●

● I WANT TO JOIN NOW.

● PLEASE SEND MEMBERSHIP PACKAGE.

● NAME _____

● SIGNATURE _____

● STREET _____

● CITY _____ STATE _____ ZIP _____

● ENCLOSED IS MY ☐ CHECK ☐ MONEY ORDER


● CHARGE ☐ MC ☐ VISA

● ACCT. NO. _____

● EXPIRATION DATE _____

.....

Put BASIC in the Palm of Your Hand



The TRS-80 Pocket Computer made by Sharp, Inc. has a liquid crystal display that shows 24 characters of an 80-character line.

TRS-80 Pocket Computer
Tandy Radio Shack
Ft. Worth, TX
\$249
Cassette Interface \$49.00

Ken Knecht
1340 W. 3rd Street #130
Yuma, AZ 85364

I was one of the first to buy the HP-35, the MITS Altair, the TRS-80, etc., so naturally here I am with an early TRS-80 Pocket Computer.

The computer can be operated as a calculator or programmed in BASIC.

Its manual doesn't give much technical information, and though it's rather slow, it's fast enough to be a useful little computer. Incidentally, it's battery powered by mercury cells. No charger. Tandy claims 300 hours on a set of batteries.

Variables for Storage

In addition to standard calculations, you can use variables for storage. This means you don't have to remember what memory number you stashed something in. You have about 200 memories available. As an example, you can enter

A = 5, B = 6, A + 5 * 7AB + SIN(30)/COS(45) < ENTER >

The answer is 1055.707107. Incidentally, you enter that formula from the keyboard and type SIN, COS, etc.

You don't have labeled keys for most of the functions as on a regular calculator. It is also possible to recall the formula and make a change in it, either before or after you get an answer. Its editor is primitive, but allows you to insert or delete.

Trig functions work in degrees, radians or grads. Just type the mode you want. Degrees can be in decimal or degrees, minutes and seconds.

One small problem, I noted, was that a radical sign is used for square root but the computer does not recognize a leading digit. For example, $3\sqrt{8}$ will not give you the cube root of 8. You must instead use $8^{1/3}$. This gives the correct result.

The computer uses floating point from E-99 to E99. It displays 10 digits plus the exponent. The liquid crystal display shows 24 characters, but the line can be 80 characters long (including the <ENTER> at the end of the line). You can view any part of a line over 24 characters long at the touch of a key.

The calculator mode allows the four arithmetic operations, power calculations, trigonometric and inverse trigonometric functions, logarithmic and exponential functions, angular conversion (degrees, radians, grads), extraction of the square root, SGN(), ABS(), INT() and logical calculations.

A nice feature is that 18 of the keys can be used to hold functions such as SIN, COS, etc., or even a whole small program or a formula. You are limited to a total of 48 steps. As an example

A: 1/√(2πFC)

This would let you input

F = 3200, C = .001, <SHIFT> A <ENTER>

The answer is 2.230155145E-01. The formula uses ten of the 48 steps you have available. The : following the A does not take a step. Words like SIN, COS, etc., only use one step.

These reserved keys can be used in the calculator mode or when running BASIC. The machine retains all memory when it is turned off so these reserve key definitions are held until you change or delete them. Tandy provides two clear plastic overlays so you can label your reserved keys.

The 48 steps of memory are not included in your available RAM, so you don't waste any memory if you use this feature.

Programmable

The computer is also programmable in a subset of BASIC. The following instructions are much like those used in Level II BASIC.

INPUT	PRINT	PRINT USING
GOTO	GOSUB	RETURN
FOR	NEXT	IF
THEN	STOP	END
CLEAR	REM	ATN
SIN	COS	TAN
INT	SGN	ABS

Here are some added instructions.

PAUSE	BEEP	DEGREE
RADIAN	GRAD	AREAD
ASN	ACS	LOG
LN	DMS	DEG
EXP		

Some of the commands in the Level II-like group are a bit different. In most cases they are more flexible than Level II equivalents. For example, you can use variables with a number of the instructions that do not allow this in Level II. Permitting you to GOTO or GOSUB to an expression gives you the equivalent of ON...GOTO and ON...GOSUB. See the sample program for examples.

The CLEAR statement clears all data memory, but you can't reserve string space with it. PRINT USING is rather limited. You use * for AND and + for OR in logic expressions.

Here's a quick rundown of the added instructions.

PAUSE: Like PRINT but only displays the

line for about 3/4 of a second.

BEEP: Causes machine to emit a beep sound.

DEGREE: Forces units of an angle input or result to degrees. Used with trig functions.

RADIAN: See DEGREE.

GRAD: See DEGREE.

AREAD: Automatically stores the value of an expression that has been displayed before the program is started.

ASN: Inverse of SIN (ARCSIN).

ACS: Inverse of COS (ARCCOS).

LOG: Common log (base 10).

LN: Natural log (base e).

DMS: Converts decimal degrees to degrees, minutes, seconds.

DEG: Converts degrees, minutes, seconds to decimal degrees.

Now to the direct commands. These are much like Level II BASIC.

RUN	LIST	NEW
CONT	MEM	DEBUG

DEBUG lets you single step through a BASIC program line by line. You can see the line and examine the variables at any time. I wish the TRS-80 Model I had this command! It is extremely useful.

You may have noticed that there weren't any string manipulation instructions in the

lists. Unfortunately, that's because there aren't any. You can use string variables, but they will only hold seven characters each. However, to a limited extent, you can concatenate strings.

You can use arrays, both numerical and string, but only with one variable name, A or A\$.

Variables' names can consist of only one letter, so you have 26 variables. You cannot use the same letter for a string and numerical variable. Thus when you assign 100 to A, if you put "NAME" in A\$, you lose the 100 in A. Also, A\$(2) or A(2) is the same memory location as would be used for B or B\$. So you are limited to 26 variables whether you store in arrays or single letter variables, numbers or strings. But all is not lost, read on.

Array Memories

However, you may or may not have another 178 array memories; A(27) or A\$(27) to A(204) or A\$(204). You share these locations with the program so the number of these additional array memories depends on the program length. You can see how many array memories are available by using the MEM command.

With careful memory management you can put a pretty big program with lots of data in this little computer. With no program loaded you have room for 178 memories (1424 steps). This does not include the

26 variable memories and 48 steps of reserved memory. As an example, with the sample program loaded there are 77 memories (621 steps) left.

The sample program will calculate the day of the week for any date between the years 1800 and 2000. I don't guarantee its accuracy, but it worked for the dates I tried. It could be streamlined quite a bit by changing the logic of the valid date test routines and using multiple statements on a line. This is just a quick BASIC program to illustrate the Pocket Computer.

The computer operates in four modes. The modes are switched with a single key which steps through them. The present mode is always visible on the display.

The RUN mode is used when running a BASIC program or when using the machine as a calculator.

The PRO (PROGRAM) mode is used to enter, LIST, or edit a BASIC program.

The RESERVE mode is used to program the reserve keys.

The final mode, DEF (DEFINE), will take some explaining. You can put a group of programs into the computer and use a label at the beginning of the first line of each program. Then, you can RUN any of the programs with RUN label. The label is any one of the 18 reserved keys. Only one letter in a label. Of course you can also use RUN line number, but a letter might be easier to remember.

FASTER THAN A SPEEDING TYPIST...

Is it safe to walk the keyboard of your TRS-80 at night? Do you look for Syntax Errors down every dark subroutine? Well, look in your mailbox—it's a bill, it's an ad, it's **CLOAD MAN!** Faster than keying in hardcopy, more fun than an accounts-receivable package, ready to run in a single load...

When mild mannered Clyde Cload (star cassette tape duplicator at the **MONTHLY CLOAD**) dons his cape, the evil Typo-Bugs cringe in terror. This mighty Man of Iron Oxide swoops down on your TRS-80 by First Class Mail every month with super, ready-to-load programs for your (and your computer's) education and enjoyment.

Join in the battle against the Finger-Cramps, Edit Modes, and Typo-Bugs. Let **CLOAD MAN** come to your computer's aid by getting a subscription to **CLOAD MAGAZINE**.

PRICES

1 year subscription.....	\$42.00
6 month subscription.....	\$23.00
Single copies.....	\$4.50
Anthology-volume 1.....	\$10.00
Anthology-volume 2.....	\$15.00

The Fine Print:

Overseas rates slightly higher—please write for them.

Back issues available—ask for our list.*

TRS-80 is a trademark of Tandy Corporation.


California residents add 6% to single copies and anthologies.

Programs are for Level II 16K and occasionally for 48K disks.

*24 Level I back issues also available.

Mastercharge/Visa Welcome Also Cash & Gold.

© Copyright **CLOAD MAGAZINE** 1980



CLOAD
MAGAZINE inc.

P.O. Box 1267 • Goleta, CA 93017
(805) 964-2761

Labels

A few random comments: There is no random function in the BASIC. However, the manual gives a little formula for non-critical requirements.

You can GOTO or GOSUB to a label. This label is one or several characters in quotes at the beginning of the line.

There is no apostrophe on the keyboard. The computer shuts itself off if not used for about seven minutes. The beep tone is rather high-pitched—my ears are too far gone to hear it.

The line numbers run from 1 to 999. Most commands can be abbreviated, i.e., P. for PRINT, PA. for PAUSE, I. for INPUT, etc. At an error the cursor points to the error position in the line.

A battery powered cassette interface plugs in to the computer. The interface works fine with my old CTR-41. It should work with any similar machine. The interface uses the MIC input jack, not the AUX jack. It took me a few tries to discover this (read the instructions, dummy!).

As with Level II BASIC, CLOAD, CLOAD? and CSAVE are used. Reserved memory is saved separately from the program. You must use a file name (up to seven characters) when loading or saving programs or data files.

You also have a chain statement which will load another program (or module of a large program) under BASIC. I haven't tried

this feature yet. I think data memory is preserved, but the manual doesn't mention this.

In addition you have INPUT# and PRINT# to recall and save data files. These instructions are used much like those in Level II BASIC. Note that you won't get an error when recalling data if the data items run out

before the designated memory spaces are filled.

All in all I think the Pocket Computer is a well thought out piece of equipment. If you are at all familiar with computers, know the BASIC language and have a little imagination, you can run some fairly elaborate programs with it. ■

```

10 PAUSE "PICK A DATE BETWEEN"
20 PAUSE "1800 AND 2000"
30 D = 3:INPUT "MONTH (JAN = 1) ";A
40 INPUT "DAY ";B
50 INPUT "YEAR ";C
90 IF C >= 2000 PRINT "YEAR TOO GREAT":
   GOTO 30
100 IF C < 1800 PRINT "YEAR TOO SMALL":
   GOTO 30
110 IF B > 31 PRINT "NO SUCH DAY":GOTO 30
120 IF ((A = 4) + (A = 6) + (A = 9) + (A = 11)) * (B > 30)
   THEN 600
125 IF (A = 2) * (B > 29) THEN 600
130 IF (C/4 <> INT(C/4)) * (A = 2) * (B > 28) THEN 600
140 IF (C/100 = INT(C/100)) * (C/400 = INT(C/400)) *
   (A = 2) * (B > 28) THEN 600
150 C = C - 1800
160 E = INT(C/4)
170 E = E - INT(C/100) - 1
175 IF A > 2 THEN 180
176 IF C/4 = INT(C/4) LET E = E - 1
180 F = C + E
190 GOSUB A + 300
200 F = F + G + B
210 D = D + F
215 D = D - 7:IF D > 6 THEN 215

220 GOTO D + 1 + 500
301 G = 0:RETURN
302 G = 31:RETURN
303 G = 59:RETURN
304 G = 90:RETURN
305 G = 120:RETURN
306 G = 151:RETURN
307 G = 181:RETURN
308 G = 212:RETURN
309 G = 243:RETURN
310 G = 273:RETURN
311 G = 304:RETURN
312 G = 334:RETURN
501 PRINT "SUNDAY":GOTO 570
502 PRINT "MONDAY":GOTO 570
503 PRINT "TUESDAY":GOTO 570
504 PRINT "WEDNESDAY":GOTO 570
505 PRINT "THURSDAY":GOTO 570
506 PRINT "FRIDAY":GOTO 570
507 PRINT "SATURDAY"
570 INPUT "ANOTHER?";A$
580 IF A$ = "YES" THEN 30
590 END
600 PRINT "INVALID DATE, TRY AGAIN":GOTO
   30

```

Sample Program Run

CP/M^{®1} - based Business Software for TRS-80^{®2} computers on the fastest Mod-II CP/M with the most features!!!

- Over 610,000 bytes/disk
- Downloading package included
- 1,200 baud operation of serial printers without data loss
- Single drive backup

MOD-II CP/M \$250.00

- Mixed single/double density on any of 4 drives (even a 1-drive system)
- Ultra-fast disk operation
- Emulation of cursor addressing for any of several "dumb" CRTs

MOD-I CP/M \$150.00

- Auto-LF printer support & ASCII top-of-form software (LP III)
- Supplemental document describing our implementation
- User-settable function keys

CBASIC2^{®3} (Mod I or II) \$110.00

The following software for Mod-II CP/M only unless otherwise stated (*-requires CBASIC2):

RM/COBOL^{®4} - Only COBOL for CP/M with alternate keys (multi-key ISAM), CRT screen handling, interactive debug, Z80 code, and the most useful Level 2 features. **Compatible with Tandy's COBOL-but runs faster!** \$495.00

PMS (Property Management System) - Interactive, menu-driven system includes full G/L, budgeting, cash journal, delinquency list, tenant activity/rent roll, complete audit trail and reports on vacancies, lost rent, and vendors \$650.00*
demo disk & manual 75.00*

APH (Automated Patient History) - General-purpose question-asking, answer-printing system furnished as self-administered review-of-systems general patient history (Mod-I also) ... \$175.00*

Osborne & Assoc. CBASIC source programs (Mod-I also):

Payroll w/Cost Accounting \$250.00*
Accts. Payable/Accts. Receivable \$250.00*

MAGIC WAND^{®5} - Full-feature word processing, true proportional spacing, file merging, and use of full-screen editor for source programs or data \$400.00

RPA (Residential Property Analysis) - Analyzes income and expense, financing, taxes, inflation and depreciation on home, condo, or apartments over a user-selectable time. Shows payoff in terms of ROI, Cap rate, cash-on-cash. Amortization schedules and worksheet \$300.00*
demo disk & manual 35.00*

RBC (Rent/Buy Comparison) - Sales or investment tool to compare renting and savings account investment vs. purchasing a particular property \$250.00*
demo disk & manual 35.00*

General Ledger w/Cash Journal \$250.00*
O&A CBASIC Books (ea.) \$ 20.00

Verbatim^{®6} media: (Qty. 100 prices)

5 1/4" single density \$2.50 ea.
8" certified double density \$4.00 ea.

8" single density \$ 3.00 ea.
450' tape cartridges \$20.00 ea.



8041 Newman Ave., Suite 208
Huntington Beach, CA 92647
(714) 848-1922

Registered trademark of:

- *1 Digital Research
- *2 Tandy Corp.
- *3 Compiler Systems, Inc.
- *4 Ryan-McFarland Corp.
- *5 Small Business Applications, Inc.
- *6 Verbatim Corp.



Distributed in U.K. by:
Microcomputer Applications Ltd.
11, Riverside Court,
Caversham, Reading, England
TEL: (0734) 470425

Keep track of repeating code sections in those expansive programs.

Cross Reference

Erik Camp
372F Nickolson Rd
Fort Sheridan, IL 60037

I think we can modify this machine language editor/assembler to do what we want, if we can change this section of code."

"What? Will our change affect any other part of the program? Well, I don't know. I'm not sure if this section is used elsewhere."

Does that sound familiar? If so, this cross-reference program will be of interest to you. It allows you to readily determine if a section of code is used by other portions of a program. It also shows what memory locations are used as data storage space for the A and HL registers.

Loading a Cross-reference

This program is written in Level II BASIC and is placed above the editor/assembler in user RAM.

First, load your machine language program using the System Command, then POKE the address into which this cross-reference program (Listing 1) is to be loaded into

memory locations 16548 and 16549.

A sample of the printout is shown in Example 1. This particular example is taken from a listing of the locations used by the registers HL and A as data storage locations in Radio Shack's Editor/Assembler.

Column one of this listing is the location address and may indicate a single byte or double byte is reserved.

You can tell if the listing is for a single or double byte just by looking at it.

Column two lists all locations examined which appear to store or load data into either the A register or the HL register pair. In the example shown, the first entry is for decimal location 14308. The next column indicates that location 14308 was addressed by code which resides at decimal location 18106.

The code at 18106 sets the cassette latch address for one cassette device. The machine

code also shows that the memory location reserved is a single byte used to store the contents of the A register.

Skipping further into the example, you'll see several locations accessed by ten or more locations in the machine code. The first such location is decimal 16424.

This location is used to store the contents of the HL register pair and therefore reserves two bytes of memory. Location 16424 is used by Radio Shack for the cassette data device control block. That is, location 16424 is the holder for the pointer which addresses the cassette software.

The Program

The first noteworthy item concerning my program is that I have set it up to handle a 70 by 20 array. That is, the program will accept 70 data or entry locations.

While the array size is ar-

bitrary, I have found, at least in regard to the Radio Shack Editor/Assembler program, that no data or entry point location is referenced more than 17 times. While there are some 130 valid entry points used for calls and jumps, memory limitations demanded that I place an arbitrary limit on the maximum array size. Line 470 of the Program Listing insures that the array size is not exceeded.

Line 240 is the entry point for my cross-reference program. The user is asked to provide the locations, as a decimal number, at which the program is to begin and end.

Next, the user is requested to define the start of the 2000 byte memory range which the program is to use as a window. This insures that needless overflows do not occur and speeds the program's operation.

The user is then asked to choose one of two available cross-reference listings. The first option builds an entry point listing for calls and jumps. Using this program option allows a person to see if a program segment is accessed from other areas.

One note of caution, however, this program does not handle relative jumps.

The second option lists the locations which the program uses as data storage locations.

Line 310 searches for code

14308	18106		
14312	17886	17880	17902
14400	17449		
14484	17431		
14797	18162		
15422	17351		
15922	17350		
16424	17225	17232	17577 17622 17627
	17634	17645	17673 17678 17760
18109			

Example 1. Memory Locations used for Data Storage

```

160 REM. THIS PROGRAM BUILDS CROSS-REFERENCES OF MACHIN
    NE LANGUAGE
170 REM. PROGRAM CALLS AND JUMPS (INCLUDING Z/NZ AND C
    /NC).
180 REM. THIS PROGRAM WILL ALSO CROSS-REFERENCE DATA L
    OCATIONS
190 REM. ADDRESSED BY LD REG, (HL)
200 REM. LD (HL), REG
210 REM. LD A, ( )
220 REM. LD ( ), A
230 REM.
240 CLEAR: INPUT "WHERE DO YOU WISH TO START AND STOP"; X
    ,X1
250 INPUT "WHAT 2K-BYTE BLOCK DO YOU WISH TO EXAMINE"; C
    1: C2=C1+ 2000: REM. LIMITS BUFFER REQUIREMENT
    S
260 INPUT "BUILD CALLS/JUMPS OR DATA LOCATIONS (ENTER 1
    OR 2)"; T: IF T<1 OR T>2 THEN PRINT "ERROR ON
    TYPE ARRAY": GOTO 260
270 CLS: X=X-1: DIM C(70,20): REM. DETERMINES MAX AR
    EA IN BUF FER
280 REM.
290 REM. LETS GO TO WORK...GET A BYTE AND TEST IT
300 REM.
310 IF X=X1 THEN 550 ELSE X=X+1: A=PEEK(X): IF T=1 GOTO 3
    20 ELSE IF A=34 OR A=42 OR A=50 OR A=58 THEN
    390 ELSE 310
320 IF A<194 OR A>220 THEN 310
330 IF A=194 OR A=195 OR A=196 OR A=202 OR A=205 OR A=2
    04 OR A= 210 OR A=212 OR A=218 OR A=220 THEN 3
    90 ELSE 310
340 REM.
350 REM. THAT BYTE PASSED THE FIRST TEST. NOW FOR THE
    SECOND
360 REM. TEST. DOES THE VALUE OF THE NEXT TWO BYTES F
    ALL INTO
370 REM. THE ARRAY WINDOW? IF SO, PRINT THE LOCATION
    AND....
380 REM.
390 B=PEEK(X+1): C=PEEK(X+2)*256+B: IF C<C1 OR C>C2 THEN 3
    10
400 PRINT X; Y = 0
410 REM.
420 REM. ....LOAD THE VALUE AND LOCATION INTO THE ARR
    A Y.
430 REM.
440 IF C < C(Y,0) THEN 700
450 IF C=C(Y,0) THEN FOR Y1 = 1 TO 20: IF C(Y,Y1)=0 THE
    N C(Y,Y1) =X: GOTO 310 ELSE NEXT Y1
460 IF C(Y,1)=0 THEN C(Y,0)=C: C(Y,1)=X: GOTO 310
470 Y=Y+1: IF Y < 69 GOTO 440 ELSE PRINT "BUFFER FULL, DR
    OPPING "; C; " FOUND AT"; X: FOR Y1=0 TO 20: C(70,Y1)
    =0: NEXT Y1: GOTO 460
480 REM.
490 REM.
500 REM.....
    *****
510 REM.
520 REM. NOW FOR THE PRINT ROUTINE FOR HARDCOPY
530 REM.
540 REM.
550 CLS: INPUT "TURN ON PRINTER--PRESS 'ENTER KEY' WHEN
    READY"; X
560 POKE 16425,0: REM. SETS LINE COUNTER TO ZERO
570 FOR X = 0 TO 69: LPRINT C(X,0);: FOR Y = 1 TO 20
580 IF C(X,Y)<>0 THEN LPRINT C(X,Y);
590 NEXT Y: LPRINT: IF C(X+1,0)<>0 THEN NEXT X: GOTO 240 EL
    S
    E 240
600 REM. AND START ALL OVER AGAIN.....
610 REM.....
    *****
620 REM.
630 REM.
640 REM.
650 REM. THIS SECTION PHYSICALLY MOVES THE ARRAY
    ELEMENTS
660 REM. FIRST WE SAVE TIME BY SKIPPING THE END
    ELEMENTS
670 REM. THAT HAVE NO DATA.....
680 REM.
690 REM.
700 Y2=69: PRINT: PRINT "MUST RE-ORDER THE ARRAY";
710 IF C(Y2,0)=0 THEN Y2=Y2-1: GOTO 710
720 Y2=Y2+1: REM.....AHEAD POINTER
730 Y3=Y2-1: GOSUB 780: Y2=Y3: IF Y2=Y THEN CLS: PRINT "
    ..DONE": GOSUB 830: GOTO 460 ELSE 730
740 REM.
750 REM. THIS CODE MOVES ONE LINE OF THE ARRAY UP
760 REM. AND CLEARS THAT LINE
770 REM.
780 FOR Y1=0 TO 20: C(Y2,Y1)=C(Y3,Y1): C(Y3,Y1)=0: NEXT Y1: R
    ETURN
790 REM.
800 REM. THIS GIVES THE OPERATOR SOMETHING TO READ WHI
    LE
810 REM. THE PROGRAM IS WORKING.
820 REM.
830 FOR X3=0 TO 70: PRINT C(X3,0);: NEXT X3: PRINT: RETURN

```

Program Listing

This Weekend: STIK IT.... ..to your

TRS-80

That's right! Esmark's VIDJET-STIK light pen has the TRS-80 CONNECTION for LEVEL I & II. Your 4K to 48K TRS-80 System will come alive under your VIDJET-STIK within minutes of its arrival. That's because there are no wires to solder or traces to cut. You're up and running as fast as you can plug the interface into your system's cassette EAR-jack. CLOAD our custom LIGHT-WAVE demonstration software and RUN. And because the interface has a plug for your recorder, you won't have to unplug it again when loading your other software tapes. The interface allows them to pass right thru whenever you're not using the pen. It's exclusive "switched tip" design means the pen's electrically isolated from your system when it's not in use. Just point & press! It's that simple... Plug, CLOAD and RUN. And have we got the software for you to RUN with! Our demonstration tape includes a calibration program (used to adjust the CRT's brightness and contrast) plus STIK-TAC-TOE, AWARI and TOWERS. Two challenging games and a puzzle that will keep grownups and children Stiking it to your TRS-80 for hours. And there are instructions provided so you can begin writing your own light pen programs (lightware) for fun or profit (Level II). Or, just sit back and enjoy our LIGHT-WAVE tapes each month. Esmark's unmatched commitment to lightware can bring you up to five new games, puzzles, drills & educational quizzes or simulations each month. Our current LIGHT-WAVE releases are:

- LIGHT-PAK 2 — LIGHTPEG (4 peg-jump puzzles)
ENDRUN (Othello with a 'twist')
(LEVEL II) LIFE9 (Conway's LIFE with mutations)
Price: \$19.95 (including postage & handling)
- LIGHT-PAK 3 — LITEGAMMON (Backgammon you'll Stik with)
(LEVEL II) STIKWUMPUS (Caves with a little 'lite')
MAZEMASTER (Maze after maze to poke thru)
PRICE \$19.95 (including postage & handling)

Order yours now and we'll include a free copy of FLASHBACK. Esmark's newsletter dedicated to the latest news in lightware applications. And, don't forget to tell your friends. The VIDJET-STIK can also be ordered for use on most other micro systems using the following processor chips:

8080 Z80 6800 6502

All that's required is a standard cassette jack leading to Ground and a readable single bit input port. Driver software is provided along with instructions for writing lightware applications. And tell your local Dealer that Esmark's got a Dealer package he won't want to miss out on. Delivery is 3 to 6 weeks from receipt of your order. C.O.D.'s are \$3.00 extra but will be shipped within two weeks. All prices are F.O.B. Mishawaka, Indiana. Indiana residents add 4% state sales tax.

ALSO COMING FROM ESMARK:

- [] TRS-80 Printer Interface (Cassette AUX-jack interface for all RS232 printers. Includes LLIST & LPRINT software)
- [] TRS-80 RS232 Communications Interface (Makes your TRS-80 a full I/O terminal to timesharing systems the world over. Gives you intelligent or dumb terminal capabilities at 110 or 300 BAUD. Also includes Printer Interface above with 20 mA current loop & TTL level I/O options.)

— TRS-80 is a trademark of the Tandy Corporation —



ESMARK INCORPORATED

507 1/2 E. MCKINLEY HWY. MISHAWAKA, IN 46544
(219) 255-3035

\$62.95

PLUS \$1.50
POSTAGE &
HANDLING

* ELECTRONIC SYSTEMS MARKETING

that equals a register save to memory or a load register from memory for the A and HL registers. Lines 320 and 330 seek code that relate to jumps and calls.

When a match is found, the program proceeds to line 390 where it determines the decimal value of the two bytes following a match. Line 390 also insures that the value is within an acceptable range. This test helps to keep the array size within limits. The test also allows me to ignore those values which are obviously not correct.

Because this program's logic is relatively limited, erroneous entries can still occur. Errors may occur because ASCII tables or other constants are treated

as legal program text. Thus, line 390 ignores those entries which claim to use ROM memory (memory below 14000 decimal in the TRS-80) or program buffer memory. (Program buffer memory, for example, in the Radio Shack Editor/Assembler exists above 23803.) These limits must be set according to the requirements of the user.

Line 440 insures that the lowest value begins the array. If the array has a starting value greater than the present value, the program jumps to line 700. The code which starts at line 700 rearranges all of the array upward to make room for the newest entry.

Note that the highest value

may be lost unless line 390 is used to limit the range of values acceptable at this point.

Line 450 checks for a match within the array. If the present value matches, the memory locations are entered into the table in the next free column location. If there is no match, the program transfers to line 460 which seeks the next unused row. If the row is not empty, then the row pointer is incremented and the program loops back to line 440. This continues until the maximum size of the array (70 entries) is reached.

Lines 550 through 590 handle the output of the array to the line printer. In order to speed printing, only those array cells which

have nonzero values are printed. All other cells are ignored. The program loops back to the beginning when the information within the array has been printed out.

Conclusion

As mentioned earlier, the logic used within this program is limited. The user must therefore be aware that the information provided in the listing must be viewed critically and not automatically accepted as authoritative. Nevertheless, I have found this program to be extremely helpful in my attempts to learn more about the inner workings of Radio Shack's Editor/Assembler. ■

THE GREEN SCREEN THING

(The Green Thing is a custom design for your TRS-80. It supports a monitor in either any mode.)

Model SC-80

The Green Thing, from the manufacturers of Monitors for the TRS-80, is compared on our CF-80 High Quality cassette to the normal display, as seen on our CF-90 Economy cassette. (For further information on cassettes, see our other ad.)

CF-80 With CF-90 Without

List \$795

(Add \$100 for shipping & handling, and California residents add 6% sales tax)

FEATURES:

- Improved image contrast
- Reduces eye fatigue
- Enhances screen legibility
- Decreases glare
- Gives system a professional look

ORDER NOW

24 HOUR
PH 408-946-1265

AVS

AUDIO-VIDEO SYSTEMS
2485 Autumnal Ave.
San Jose, CA 95132

ENGINEERING SOFTWARE

New from SUPERIOR...
for Structural and Design Engineers!

STRUCTURAL MATRIX ANALYSIS PROGRAM Calculates moments, shears, joint rotation and displacements, and axial forces in all members of a two-dimensional frame. Structural analysis input of joint coordinates, cross section properties for each member, and any number of uniform or point loads on each member. Minimum 48K, Level II, One disc. **49.95**

SECTION PROPERTIES PROGRAM Computes section properties, i.e., moments of inertia, section modulus (top, bottom, left, right), radius of gyration of built-up members and various shaped individual members. 16K, Level II. **14.95**

LEISURE PROGRAMS

BOWLING SECRETARY Let your computer tally fees, total pins, games won/lost, hi-10, hi-30, men and women hi-10, hi-30 scratch and handicap, lane assignments with individual data, and next week's lanes. 32K, Level II, one disc. **14.95**

Life 7.4 A Mathematical simulation of cell colony evolution at a rate of 95 generations per minute by John Conway. Patterns can be stored on disc or tape for recall at any time. Program can also be slowed to 1/3 normal speed or paused indefinitely for closer inspection. 4K, Level II. **Tape, 5.95. Disc, 8.95**

TUMBLING CARDS Mix mind-challenging math, memory, and word skill problems with the fun, competition, and luck of an exciting casino-style game of cards. Pyramid your skills into imaginary big-money winnings in the winner's circle. 16K, Level II. **Tape, 8.95. Disc, 10.95**

✓ 403

SUPERIOR SOFTWARE INC.

P.O. BOX 11676
KANSAS CITY, MO 64138

Postage paid. Missouri residents add 4 1/2% sales tax.

Write SUPERIOR for information about marketing your SOFTWARE.

TRS-80

CASSETTE SOFTWARE

Home and Light Business Applications

These popular, professionally developed applications are low-priced. Guaranteed performance! Detailed booklet included.

- BUDGET & INVESTMENT **\$17.95**
- BUDGET & CHECKING **\$14.95**
- HOME INFO RETRIEVAL **\$11.95**
- MATH (ages 5 and up) **\$ 7.95**
- STOCK PORTFOLIO **\$18.95**
- AUTOMOBILE **\$12.95**
- MASTERMIND game **\$10.95**
- MONTE CARLO game **\$ 7.95**
- and others from **\$ 4.95**

Send order, or \$1.00 for descriptive catalogue (free with order) to: ✓ 116

NEWBY SOFTWARE DEVELOPMENT CO.
299 DAWLISH AVE. TORONTO, CANADA M4N 1J8

COMPUCOVER®

COVER YOUR INVESTMENT

- Cloth Backed Neoprene Vinyl
- Improved Reliability
- Longer Life
- Waterproof & Dustproof
- Two Decorative Colors
- Saddle Tan • Black

TRS-80 MODEL I	\$12.95	For Apple II	\$12.95	For IBM PC	\$12.95
TRS-80 MODEL II	\$12.95	For Apple II	\$12.95	For IBM PC	\$12.95
TRS-80 MODEL III	\$12.95	For Apple II	\$12.95	For IBM PC	\$12.95
TRS-80 MODEL IV	\$12.95	For Apple II	\$12.95	For IBM PC	\$12.95
TRS-80 MODEL V	\$12.95	For Apple II	\$12.95	For IBM PC	\$12.95
TRS-80 MODEL VI	\$12.95	For Apple II	\$12.95	For IBM PC	\$12.95
TRS-80 MODEL VII	\$12.95	For Apple II	\$12.95	For IBM PC	\$12.95
TRS-80 MODEL VIII	\$12.95	For Apple II	\$12.95	For IBM PC	\$12.95
TRS-80 MODEL IX	\$12.95	For Apple II	\$12.95	For IBM PC	\$12.95
TRS-80 MODEL X	\$12.95	For Apple II	\$12.95	For IBM PC	\$12.95

Send check or money order to:
Include \$1.00 for postage and handling.
Overseas orders include \$3.00 postage.
DEALER INQUIRES INVITED

CompuCover ✓ 100
P.O. Box 324 (Dept. C)
Mary Esther, FL 32569
Phone (904) 243-5753

***** SECURITY CONTROL CENTER *****

You can control light when you're not at home, at random times. Turn video or recording equipment, appliance, bell, loud alarm device on and off at preset times, even months advance. * Comes with program, control module, and ac adaptor * **(\$29.50)***

*** AUTOMATIC TELEPHONE DIALER ***

You can dial telephone automatically 500 or more. Even if you forgot telephone number, if you remember part of it, you can find the number through search command. * Comes with program, control module and ac adaptor * **(\$29.50)***

***** 80-DEEP *****

To be used to signal the end of long sort and signal you in case of loading error. It also lets you know with one beep, two beeps, etc. Exactly what part of the program you are in. * Comes with instruction, control module and ac adaptor * **(\$29.50)*** ✓ 271

** S-C COMPUTER TECHNOLOGY **

P.O. Box 1246, Covina CA 91722
Phone (213) 332-2216 or 966-9868

—Visa and Mastercharge accepted—

16K MEMORY EXPANSION KIT FOR YOUR TRS-80, APPLE, AND S-100 COMPUTER

only \$59

- 200 Nsec Access, 375 Nsec Cycle
- Burned-in and Fully Tested
- 1 yr. Parts Replacement Guarantee
- Qty. Discounts Available

BETA

1230 W. COLLINS AVE.
ORANGE, CA 92668
(714) 633-7280

130 • 80 Microcomputing, November 1980

PROFESSIONAL

HALF A MILLION TAX RETURNS CAN'T BE WRONG!
(OR THEY HAD BETTER NOT BE)



INCOME TAX SYSTEM FOR TRS-80* MODEL I OR II

Our system, which prepared 500,000 1979 returns, features the following:

1. Full interactive user control, in **tax-form language only**, line-by-line.
2. Screen display of full 1040 and all schedules, prior to printout.
3. Change of a single amount item automatically changes and re-computes entire return.
4. All printout formats IRS and state approved.
5. Stores Preparer's Identification for automatic printing at bottom of page 2.
6. Built-in Validation Check tests entire system, hardware and software.
7. Special Printer Adjustment routines, Line Length, etc.
8. Selection of closed or open output formats—for standard Form 1040 or open name-box types.
9. **Software control of text position on page.** Makes forms-alignment simple. Permits use with non-adjustable printers.
10. Fills in pre-printed Forms or you can use overlays. Your choice.
11. Automatically computes: Tax - SDI Overpayment - Wages Total from W-2's - Earned Income Credit - Income Averaging - Maximum/Minimum Tax - Least Tax Method - All Percentage of Income Limitations - All Fixed Limitations - many, many more.
12. Full support through the tax season — no charge.
13. Inexpensive yearly updates in accordance with tax-law changes.
14. Modular construction — lets you order only the type and size system you need.

PRICING STARTS AT \$189.95 (1040 & SCHEDULE A)

25-PAGE DESCRIPTIVE MANUAL \$7.50 (Refunded on Order)

MINIMUM SYSTEM REQUIRED: MODEL I, 32K, 1 DISK DRIVE

*TRS-80 IS A TRADEMARK OF TANDY CORP.

CONTRACT SERVICES ASSOCIATES

706 SOUTH EUCLID

ANAHEIM, CA 92802

TELEPHONE (714) 635-4055

★ ★ ★ 20 YEARS OF SERVICE ★ ★ ★

An efficient application for single drive, limited memory disk systems.

Your Personal Calendar

William L. Colsher
4328 Nutmeg Lane, Apt. 111
Lisle, IL 50532

Designing the Program

A calendar program is an ideal candidate for using random access file. Think about it. You never know when you might want to add a note for September 17, July 8 or February 10.

Then we'll need a separate record for each day—oops—there are 365 days in a year, and we can only have 335 random access records on an entire disk.

Fortunately, a year can be divided in other ways. Weeks are a convenient division for our purposes. Fifty-two records are easy to manage in the space

available and we won't spend a lot of time reading, writing and searching, as we would if we had one record for each month. (Actually it turns out we'll need 53 records: Seven days times 52 weeks is only 364.)

Each record holds 255 bytes. As the TRSDOS manual says, that's a lot of data. My guess is that one's average note probably won't contain more than ten words, say 50 or 60 characters. That means that it should be possible to pack four or five separate notes into each physical record.

Unfortunately, most people

do more than four or five things each week.

The solution to this last problem lies in the way random access files are handled by TRSDOS. Remember that at first the file contains 53 records, one for each week plus the extra day or two at the end of the year. When one of these records is filled up all we have to do is find the next empty space on the disk, some record between 54 and 335, save its number in the filled record and start filling this new one. (When we design the record layout, we'll leave a space for just this purpose.) If this seems confusing, a look at Fig. 1 may help clarify things.

Let's design a record for this personal calendar file. If it's unlikely that any given note will take more than 50 or 60 characters, the simplest way to design our records is to divide them into 60-byte fields (or subrecords). That leaves 15 bytes.

We'll use two bytes for the pointer to the next record and just ignore the remaining 13. This pointer will be set to zero if the record isn't full. (See Fig. 1.)

We could make even more efficient use of disk space by using variable length subrecords, but that can get tricky to program and even harder to ex-

When I had finally saved up enough money for a disk drive for my TRS-80, I only had 16K of RAM. Radio Shack says in the manual that you can operate TRSDOS with 16K, but when you load BASIC it turns out you've only got about 6K. That's not much for a program.

Worse, TRSDOS and its friends and relatives do a darn good job of filling up the disk sitting in that lonely drive.

Well, here is one application I found that requires only small files, a little memory, and holds just about everybody's interest—the personal calendar. This simple program automates those little notepads that everybody carries around with “what I have to do today” information on them.

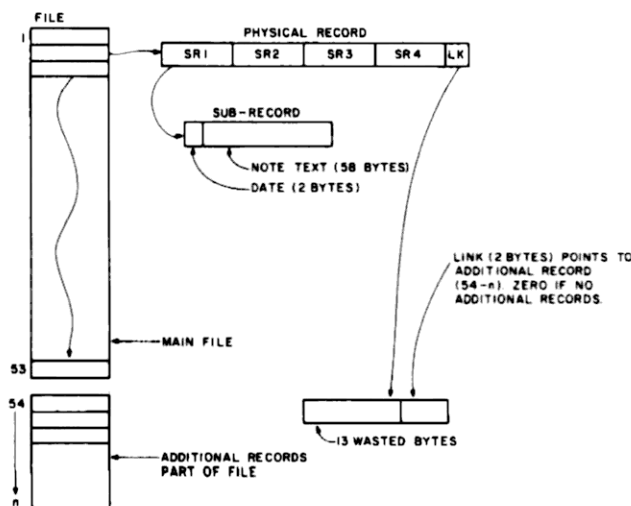


Figure 1.


```

1330 PRINT@271,"EACH NOTE IS ENDED WITH AN 'ENTER'."
1340 PRINT@332,"A SECOND ENTER WRITES THE NOTES TO DISK
"
1350 PRINT@450,"<";STRING$(58,"-");">"
1360 L%=512:FORI%=1TO8:PRINT@L%,RIGHT$(STR$(I%),1);";
:L%=L%+64:NEXTI%
1365 REM *** ACTUAL EDITOR STARTS HERE
1370 CU%=15874:LS%=CU%
1380 FORZZ%=1TO25:NEXTZZ%:POKECU%,95
1390 K%=INKEY$
1391 IFK$=""THENK%=ELSEK=1
1392 POKECU%,32
1393 IFK<>0THEN GOTO1395
1394 GOTO1380
1395 K=ASC(K$)
1396 REM *** 13 IS THE ENTER KEY AND 8 IS THE BACK ARRO
W
1400 IF K=13 THEN GOTO 1460
1410 IFK=8THEN GOTO 1492
1420 POKE CU%,K:CU%=CU%+1
1430 IF CU%<=LS%+60 THEN GOTO 1380
1440 GOTO1470
1445 REM *** A BYTE WITH 128 MARKS THE END OF TEXT
1460 POKECU%,128:IFCU%=LS%THEN GOTO 1500
1470 CU%=LS%+64:LS%=CU%
1480 IFCU%>16383 THEN GOTO 1500
1490 GOTO 1380
1492 IFCU%=LS%THEN GOTO 1380
1494 CU%=CU%-1:GOTO1380
1500 REM *** OPEN THE FILE AND WRITE 'EM OUT
1510 GOSUB51000
1520 LS%=15874:FIELD 1,60 AS F$(1), 60 AS F$(2), 60 AS
F$(3), 60 AS F$(4), 13 AS R$, 2 AS LK$
1525 REM *** LOOP BELOW FINDS THE FIRST RECORD FOR THIS
WEEK
1526 REM *** THAT HAS SOME SPACE AVAILABLE.
1530 GET 1,WK%: LK%=CVI(LK$)
1540 IF LK%=0 THEN GOTO 1560
1550 WK%=LK$:GOTO 1530
1555 REM *** NOW WE LOOK FOR THE EMPTY SPOT ON THIS REC
ORD
1560 FORI%=1TO4
1570 IF ASC(F$(I%))<>32THEN GOTO 1590
1580 R%=I:I%=5
1590 NEXT
1595 REM *** START PUTTING TEXT IN THE RECORD
1600 IF PEEK(LS%)=128 THEN GOTO 1710
1610 IF LS%>16383THEN GOTO 1710
1620 L$="":FORI%=LS%TOL%+59
1630 L$=L$+CHR$(PEEK(I%)):NEXTI%
1640 L$=MKI$(DD%)+L$
1650 LSET F$(R%)=L$:R%=R%+1:LS%=LS%+64
1660 IF R%<5 THEN GOTO 1600
1665 REM *** ONCE A RECORD IS FULL WE FIND THE NEXT AVA
ILABLE
1666 REM *** RECORD (WITH THE LOP FUNCTION) FILL IN THE
LINK
1667 REM *** AND WRITE OUT THE OLD ONE. THEN WE GET THE
VIRGIN
1668 REM *** RECORD AND CLEAN IT UP FOR THE CODE ABOVE.
1670 LK%=LOF(1)+1:LSETLK%=MKI$(LK%)
1680 PUT 1,WK%:WK%=LK%:GET 1,WK%:LSET LK%=MKI$(0)
1690 FORI%=1TO4:LSET F$(I%)=STRING$(60," "):NEXT I%
1700 R%=1:GOTO1600
1701 REM *** ALL DONE.
1710 PUT 1,WK%:CLOSE:GOTO1000
4000 REM *** THIS SECTION HANDLES DISPLAYING THE NOTES
FOR
4010 REM *** THE CURRENT DATE. IT JUST READS RECORDS ST
ARTING
4020 REM *** WITH THE CURRENT WEEK'S AND SCANS FOR A DA
TE MATCH
4030 REM *** WHEN IT FINDS ONE THAT NOTE IS DISPLAYED O
N THE
4040 REM *** SCREEN (NICELY CENTERED BY THE WAY). YOU
CAN
4050 REM *** ONLY HAVE 13 NOTES FOR A GIVEN DAY AS A RE
SULT OF
4060 REM *** THIS CODE. (THE ONLY MAJOR LIMITATION IN
THE
4070 REM *** SYSTEM).
5000 CLS:GOSUB51000:CLS:CU%=128:PRINT@22,"NOTES FOR: ";
DT$
5010 FIELD 1,60 AS F$(1),60 AS F$(2), 60 AS F$(3), 60 A
S F$(4), 13 AS R$, 2 AS LK$
5015 GET 1,WK%
5016 REM *** IF THE FIRST BYTE IS BLANK NO NOTES FOR TO
DAY
5020 IF LEFT$(F$(1),1)="" THEN GOTO 5080
5025 REM *** BELOW WE SCAN FOR A DATE MATCH
5026 REM *** CODE AT 6000 HANDLES PRINTING.
5030 FOR I%=1TO 4
5040 IF CVI(LEFT$(F$(I%),2))=DD% THEN GOSUB 6000
5050 NEXT I%
5055 REM *** CHECK TO SEE IF THERE ARE MORE RECORDS OR
5060 REM *** WAIT FOR A KEYPRESS WHILE HE READS THE NOT
ES.
5060 LK%=CVI(LK%):IF LK%=0 THEN GOTO 5080
5070 WK%=LK%:GOTO5015
5080 CLOSE:PRINT @ 980,"PRESS ANY KEY TO CONTINUE";

```

program continues

The Original "Photo point" Light Pen

ONLY \$19.95

Why pay \$30.00, \$35.00, \$62.00 for the same results??

Don't be misled by more expensive imitations!

This is the **original Photo point** light pen preferred and supported by some of the leading software sources like, "Quality Software"—"Instant Software"—"Level IV" products and so on.

Just imagine...

In playing backgammon, (included) when you want to move a man, you just point at where you want to move from, then point at where you want to move to, and your man moves!!! No more fumbling with keyboards—YEA!

Your Photo Point package comes complete;

- 1 Photo point light pen (of course)
- Info sheets on how to connect the pen and how to write your own programs
- ALL IN BASIC
- Two apertures
- AND two sensitivity settings
- A cassette tape with 4 informative programs and games
- Ready to connect to your TRS-80 System. (DOS too!)
- Does not void any Radio Shack warranties

Requirements:

- Level II basic
- And a little *imagination!!*

For fast real time programming it is your lowest cost peripheral at \$19.95

Announcing

NEW PEN BASIC by Steve Bjork

Steve is one of the Best Assembly Lang. programmers around, and he has come up with PEN BASIC. This low memory routine will add 10 more commands to Level II such as PENGET which searches the entire screen for the pen and returns a number between 0-1024 in about 1 sec. Plus 9 other commands. Perfect for you lightware authors and **NEW** light pen owners too!only \$14.95

(COUPON)

Micro Matrix ✓68

P.O. Box 938 • Pacifica, CA 94044

Send for yours **NOW: (415) 355-4635**

Name _____ Photopoint ☐ \$19.95

Address _____

City _____ St. _____ Pen Basic ☐ \$14.95

Zip _____

Card # _____ Money ☐ ☐ ☐ ☐
Ex. CK. Order Visa MC
Date _____ ☐ ☐ ☐ ☐

SILVER & BLACK

plain.

One more problem: Since each week has one or more records, and people usually think in terms of days, there has to be some way of identifying which notes to print on any given day. This is easy enough to arrange. We'll just stick the day of the month onto the front end of each subrecord. It takes only two bytes, leaving 58 characters for the actual notes.

You can see that the design of the file dictates how the program will operate: what information is required, what routines it will need, etc. It even tells us that we will need two programs.

When you're using random-access files the computer doesn't know whether or not a given record exists. If you tell it to get record 97 it will do just that and then give you whatever happens to be at that spot on the disk. We'll have to write a program to initialize the calendar file.

Program Listing 1 is that program. It creates the file and

writes out 53 blank records with zero as the forward pointer in each one. The main program will know if a given record has anything in it, and, if it does, where to find the next record.

Human Engineering

As you look over these two programs, (especially the INIT/BAS code) you'll notice an abundance of code that does nothing but print messages. That's one aspect of something called human engineering—making programs that are easy to use, idiot-proof.

We've all seen programs that require several pages of explanation before you can even begin to use them. (Some of them (gasp!) in these very pages.)

These two programs are a beginner's attempt to write programs that are easy to use and hard to blow up.

Program Listing 2, called CALEN/BAS, handles all the actual work that has to be done. To

```

100 CLEAR 500
110 DIM MO$(12),FS(4)
115 GOSUB50000
116 GOSUB50040:CLS: REM *** NEEDED TO RESET WK% WHEN EX
    TRA RECORDS ARE USED
117 REM *** FOLLOWING IS THE MAIN MENU HANDLER
130 PRINT @ 23,"PERSONAL CALENDAR"
140 PRINT @ 212,"1. ADD NEW NOTES"
150 PRINT @ 276,"2. DISPLAY TODAY'S NOTES"
160 PRINT @ 340,"3. RETURN TO TRSDOS"
170 PRINT @ 473,"SELECT 1,2,3"
180 K$=INKEY$:IF K$="" THEN GOTO 180
190 K%=VAL(K$): ON K% GOTO 1000,5000,210
195 REM *** RETURN TO TRS-DOS
200 GOTO180
210 CLOSE:CMD"S"
1000 REM *** CODE BELOW HANDLES ALL FILE ADDITIONS
1010 CLS:PRINT @ 17,"PERSONAL CALENDAR FILE UPDATE"
1020 PRINT @ 92,DT$
1030 PRINT @ 217,"1. CHANGE DATE"
1040 PRINT @ 281,"2. ADD NOTE"
1050 PRINT @ 345,"3. MAIN MENU"
1060 PRINT @ 474,"SELECT 1,2,3"
1070 K$=INKEY$:IF K$="" THEN GOTO1070
1080 K%=VAL(K$): ON K% GOTO 1200,1300,1100
1090 GOTO1070
1091 REM *** BACK TO THE MAIN MENU CODE BELOW
1100 CLOSE:CLS:GOTO116
1110 REM *** THIS SETS A NEW DATE SO YOU CAN ADD STUFF
    FOR THE
1111 REM *** FUTURE. OTE EXTRA ENTRY POINT INTO INITIAL
    ISATION
1112 REM *** ROUTINE (50140) TO SET WK% AND DD% ETC.
1200 CLS:PRINT@468,"ENTER NEW DATE";:INPUTDT$:GOSUB5014
    0
1210 GOTO1000
1300 REM *** CODE BELOW HANDLES ADDITIONS TO FILE
1301 REM ***
1302 REM *** FIRST SECTION HERE IS A SIMPLE EDITOR.
1303 REM *** THE ONLY CONTROLS ARE THE BACK ARROW AND
1304 REM *** 'ENTER'.
1310 CLS:PRINT @ 25,"NEW NOTE INPUT":PRINT @ 92,DT$
1320 PRINT@200,"YOU MAY ENTER UP TO 8 NOTES FOR THE DAT
    E ABOVE."

```

program continues

DISK SPECIALS!

(write for quantity prices)

SCOTCH (3M) 5"	10/2.95	50/2.80	100/2.70
SCOTCH (3M) 8"	10/3.00	50/2.85	100/2.75
SCOTCH (3M) 8" Dbl Dens.	10/3.85	50/3.60	100/3.50
Maxell 5"	10/3.65	50/3.40	100/3.15
Maxell 8" Double Dens.	10/4.10	50/3.95	100/3.80
Verbatim 5"	10/2.39	50/2.35	100/2.30
(add 1.00 for plastic storage box)			
Verbatim 577 Series	10/2.95	50/2.85	100/2.75
Verbatim 8"	10/2.75	50/2.65	100/2.55
Verbatim 8" Double Dens.	10/3.80	50/3.70	100/3.55
BASF 5" soft	10/2.40	20/2.35	100/2.30
BASF 8" soft	10/2.40	20/2.35	100/2.30
Diskette Storage Pages		10 for	3.95
Disk Library Cases		8"-2.85	5"-2.15
3M Disk Head Cleaner Kit (2 cleaning disks)			21.50

4116-200 ns RAM (NEC)	8 for	39
2716 EPROM (5 volt)	1345	5/12.75 10/11.85
2732 EPROM (5 volt)		39.00



AP Products 15% OFF
AP HOBBY BLOX 15% OFF
ALL BOOKS 15% OFF

Leedex Monitor	\$129
Centronics 737	\$800
C-10 Cassettes	
(AGFA PE611)	10/5.10 50/23.00 100/44.00
NEC Spinwriter-parallel	\$2390
XYMEC HI-Q 1000 Daisy Wheel Printer	\$2150
STAR MODEM	\$135

WRITE FOR CATALOG

Add \$1.25 per prepaid order for US shipping (UPS)

A B Computers (215) 699-5826
115 E. Stump Road
Montgomeryville, PA 18936

TRS-80* SOFTWARE! THE BEST

THE DATA ORGANIZER

*Variable length records
64 K Mod II \$250.00

*Max. 20 field per record
32 K Mod I \$150.00

MAGAZINE DISTRIBUTION PROGRAM

- 500 titles
- Invoices
- 200 Vendors
- Reports

64 K Mod II \$750.00

AMBULANCE BILLING SYSTEM

- 1000 Calls/month
- Reports unpaid, medicare
- Tracks cars/drivers

64 K Mod II \$750.00

DEALER OF TARANTO & ASSOCIATES MODEL II SOFTWARE

A/R G/L P/R each \$249.00

All programs error free and fully documented. User tested.

Client list available. Custom programming/consulting for TRS-80*.

CMS, INC. 3132 N. BROADWAY, CHICAGO, IL 60657
(312) 327-7550 ✓393

*A trademark of Tandy Corp.

INTERACTIVE FICTION

*The Literature of the Future—
Here Today*

*If you like fiction you'll love
Interactive Fiction—tales told on a
computer, so that you, the reader,
become a character in the story!*

For TRS-80 with DISK and 32K
(TRS-80 is a trademark of Tandy Corp)

Six Micro-Stories

*A good introduction to Interactive Fiction.
Become a financial tycoon, a WW-II spy, and
more . . . \$15.00*

His Majesty's Ship "Impetuous"

*You are the captain of a ship-of-the-line in
the glorious days of fighting sail . . . \$20.00*

Two Heads of the Coin

*You are confronted with a psychological
mystery that taxes your imagination to the
utmost . . . \$20.00*

INTERACTIVE FICTION
BOX 603

INVERNESS CA 94937

(Calif. residents add 6% tax)

✓429

```

5090 K$=INKEY$:IF K$<>" " THEN GOTO116ELSEGOTO5090
5091 REM *** CODE BELOW HANDLES CENTERING AND PRINTING
      OF NOTES
6000 L$=""
6001 FORJ%=3TO60
6002 K$=MID$(F$(I%),J%,1):K%=ASC(K$)
6010 IFK%<>128THEN GOTO6030
6020 L%=J%-1:J%=61
6030 NEXT J%
6040 L$=LEFT$(F$(I%),L%)
6050 PRINT@CU%+((64-LEN(L$))/2),L$;
6060 CU%=CU%+64:RETURN
50000 REM *** BASIC INITIALIZATION
50010 FORI%=1TO12:READMO$(I%):NEXTI%
50020 DTS=LEFT$(TIMES,8)
50030 IF LEFT$(DTS,2)="" THEN GOTO 50120
50040 MM%=VAL(LEFT$(DTS,2))
50050 DD%=VAL(MID$(DTS,4,2))
50060 YY%=VAL(MID$(DTS,7,2))
50070 YY%=YY%+1900
50075 REM *** BEWARE *** THIS WILL SCREW UP IN A FEW Y
      EARS
50080 IF INT(YY%/4) = YY%/4 THEN MO%(2)=29 ELSE MO%(2)=
      28
50090 WK%=0:FORI%=1TO MM%-1:WK%=WK%+MO%(I%):NEXTI%
50100 IF MM%=1 THEN WK%=0
50105 WK%=WK%+DD%-1:WK%=INT(WK%/7)+1
50110 RETURN
50120 CLS:PRINT @ 12,"DATE NOT VALID, ENTER DATE (MM/DD
      /YY)"
50130 PRINT @ 90," ";:INPUT DTS
50135 REM *** SECOND ENTRY TO THIS ROUTINE TO FIX UP WK
      % WHEN
50136 REM *** EXTRA RECORDS ARE USED.
50140 IF LEN(DTS)<>8 THEN GOTO 50120
50150 GOTO 50040
51000 REM *** FILE OPEN ROUTINE
51010 IF PWS<>" " THEN GOTO 51040
51020 PRINT@409,"ENTER PASSWORD ";
51030 INPUTPWS:IFPWS<>" " THEN PWS="."+PWS
51040 OPEN "R",1,"CALEN/DAT"+PWS
51050 RETURN
60000 REM *** DATA BELOW IS FOR STANDARD YEAR.
60005 REM *** LEAP YEARS ARE HANDLED IN LOGIC.
60010 DATA 31,28,31,30,31,30,31,31,30,31,30,31

```

Program Listing 1. Initialization.

do its job CALEN/BAS must perform several major tasks. First, it needs to figure out what week it is. BASIC INITIALIZATION handles this beginning at line 50000.

I have used the simple "divide by 4" test for leap years. Though it won't come up for some time, this will eventually cause an error. (If anyone can supply the correct leap year algorithm, I will be more than happy to incorporate it and publish the correction.)

To add new notes to a file, the program must be able to determine if the appropriate physical record is full, and if it is, find a new record and then add the notes. All this is taken care of in lines 1500 through 1710. If you are not conversant with random access techniques, this is the place to look for an example. Notice that if it is necessary to fetch an additional record, the variable WK% (ordinarily the week number) is subverted—it contains the number of the new record.

Reading and displaying the

notes for any given day is the third major function of the program. This is quite straightforward. Beginning with line 5000 the program simply opens the file and starts to read records beginning with the current week. It checks each of the four subrecords to see if the day of the month in the first two bytes matches today's date, and if so, prints out the note.

If the forward pointer in the last two bytes of the record is not zero, the program gets that record and again checks through the notes. When it has found all the notes for the current data, it closes the file and waits for a keypress to return to the main menu.

Conclusion

As you can see, it is possible to do some practical work with a single disk, 16K TRS-80. The techniques I've used apply not just to calendar keeping but to any type of low volume archival storage. For example, you might want to divide a file not by weeks but by budget classes:

SMALL BUSINESS SYSTEMS GROUP, INC.

the company who brought you real TRS-80 business software

HARDWARE

NEC 5510 Spinwriter	2995	16K Level II	799
DATAROCAL 5000	1495	64K Model II	3899
Okidata Microline 80	695	48K 2 disk Model III	2614
Originate/answer Modem	189	64K Superbrain 3.0	2995
US Robotics 330 Modem	310	48K Zenith Z89	2595
The Connection™ with ST80 III-C	439	Atari 800	995
		Atari 400	595
Lynx	239	64K Altos ACS8000-2,	
The Source	95	Soroc 120, CP/M	5645
RS232C board	99	GTC 100A Terminal	985
16K 250 ns NEC Memory	75	Soroc IQ120	985
Box 10 5 1/4" Diskettes	35	Zenith Z19	985
Box 10 8" Diskettes	49	80 track MPI sgle drive	595
Box 8 1/2 x 11 Paper	33	80 track MPI dble drive	1095
Box 14 7/8" Paper	43	40 track Siemens	390
4 Drive Cable	49	8" Siemens for Mod II	1049
2 Drive Cable	35	Dual Siemens for Mod II	1595
Model II Cables	ask	Z89 Add-on drive	525
Ribbons, etc.	ask	32K Expansion Interface	490

SOFTWARE

	MOD I	MOD II	
Name & Address	99	195	
Inventory	195	325	
CPA Client Billing	350	650	WRITE FOR NEW CATALOG
3 Disk Coord AR,AP,GI	350	950	
Stand alone AR,AP or GL	125	225	
Payroll	125	225	
AR with Invoicing	275	375	
Stock Control	225		
Dental Billing	600	1200	
Personal Finance (cmpld)	50	79	
6 Games by Lance Micklus		75	
ST80III™ communications	150	200	DEALER INQUIRIES INVITED
VTOS 4.0 by Randy Cooke	99		
SORT80	59	99	

We also have CP/M, Wordstar, Electric Pencil, Pearl, Microsoft, Superbrain Business Software, and much much more.

TRS-80 is a trademark of Tandy Corp.

COMING SOON!!!

SBSG Business Software on the Zenith and Altos



✓ 18

Small Business Systems Group, Inc.
6 Carlisle Road
Westford, MA 01886
(617) 692-3800

Our 24 hour/day
on-line computer and
message center.
FORUM-80
1-617-692-3973

Food, Doctor Bills, Gasoline, etc., and keep track of your personal budget that way.

Finally, there is room in the program for considerable customization. If you own a printer, you can print out the day's notes and check things off as you do

them. You can use disk space more efficiently with variable length subrecords. You can improve the editor used to enter notes so that you can correct a mistake after leaving a line.

Most importantly, get busy and use that computer! ■

```
100 CLEAR 500
110 CLS
120 PRINT @ 20,"INITIALISE CALENDAR FILE"
130 PRINT @ 136,"WHAT DRIVE WILL HOLD THE CALENDAR DISK
(0-3)";:INPUT D$
135 IF (D$>3) OR (D$<0) THEN GOTO 110
140 PRINT@195,"DO YOU WANT TO PASSWORD PROTECT THE CALE
NDAR FILE (Y OR N)?"
150 K$=INKEY$
160 IF K$="N" THEN GOTO 240
170 IF K$="Y" THEN GOTO 190
180 GOTO 150
190 PRINT @ 268,"ENTER A PASSWORD (6 CHARACTERS OR LESS
)"
```

```
200 PRINT @ 348," ";: INPUT PWS
210 IF LEN(PWS) <= 6 THEN GOTO 240
220 PWS=LEFT$(PWS,6)
230 PRINT @ 401,"PASSWORD TRUNCATED TO: ";PWS
240 PRINT @ 515,"PLACE THE CALENDAR FILE DISK IN DRIVE
";D$;" AND PRESS ENTER."
250 K$=INKEY$:IF K$="" THEN GOTO 250
260 REM *** FOLLOWING CODE SETS UP THE FILE NAME
270 IF LEN(PWS)>0 THEN PWS="."+PWS
280 F$="CALENDAR"+PWS+":"+RIGHT$(STR$(D$),1)
290 REM *** FOLLOWING CODE OPENS AND INITIALISES CALEND
AR FILE
300 OPEN "R",1,F$
310 FIELD 1,1 AS T$,252 AS D$,2 AS C$
320 LSET T$=" "
330 LSET C$=MKIS(0)
340 LSET D$=STRING$(252," ")
350 FOR I=1 TO 53
355 PRINT @ 599,"INITIALISING WEEK ";I
360 PUT 1,I
370 NEXT I
380 CLOSE
390 PRINT @ 724,"INITIALISATION COMPLETE"
395 FOR I=1 TO 1000:NEXT I
400 CMD "S"
410 END
```

Program Listing 2. The Personal Calendar.

96 CHAR. PER LINE. ABCDEFGHIJKLMNOPQRSTUVWXYZ-1234567890

BASE II for TRS-80
(The Graphic Line Printer)

64, 72, 80, 96, 120, and 144 Characters per line.
TRACTOR FEED - AUXILIARY CHARACTER FONT - 32 BUFFERS

Item	Expansion Interface With	Without
Model 800 IOT	\$699.00	\$699.00
Printer/Interface Cable	\$60.00	-
Modified 8010 SBCX Line Printer II Interface Cable.	-	\$90.00
TOTAL	\$759.00	\$789.00
OUR PRICE	\$710.00	\$730.00

NOTE: THIS ENTIRE AD HAS BEEN CREATED ON THE BASE II LINE PRINTER.

AUS AUDIO/VIDEO SYSTEMS ✓ 146
2485 Autumnvale Dr.
San Jose, CA 95132
PH. 408-946-1265

90 CHAR. PER LINE. ABCDEFGHIJKLMNOPQRSTUVWXYZ-1234567890

Football Pool Program

Use your TRS-80 disk system. Run your weekly office football pool with this menu driven program. This program includes a pre-programmed 1980 NFL football schedule. Options include Monday night football, point spreads, pre-programmed NFL games or your own college selections. Program automatically computes winners. \$35.00. Including disk.

Truss Industry Software

Requires 32k one disk drive, and printer. Complete Cutting bill package includes special program. Cassette Systems also available. Software computes all truss configurations with many including material costs. System currently in use by major truss manufacturer. call or write for details.

Both programs available from:

DATA TRUSS, INC. ✓ 453
P.O. Box 14542
Gainesville, Florida 32604
(904) 372-1560



OUTPUT 3

For the TRS-80...

EXPAND-O-BOARD

\$29⁹⁵

As your system grows, the need for additional I/O ports becomes obvious. Solve the problem with the new three port extender from S.C.P. The EXPAND-O-BOARD may be connected to the keyboard unit or E.I. A bus cable is required and may be ordered separately for \$11.95.

TO ORDER CALL:
(313) 264-5704

OR SEND YOUR ORDER TO:
Sterling Computer Products
36811 Lodge Drive
Sterling Heights, MI. 48077

Add \$150 for shipping - Mich. res. add 4% sales tax
Orders may be paid by check, money order or COD.
VISA & MASTER CHARGE ACCEPTED

DEALER INQUIRIES INVITED!

*TRS-80 is a trademark of Tandy Corporation ✓ 201

OUTPUT 2

UCSD* System for TRS-80 Model II†

The most portable operating system now supports FORTRAN. Pascal and/or FORTRAN modules are compiled in universal P-code, so they can run on most microprocessors, often without recompiling. Programs execute up to 10 times faster than comparable BASIC programs, and use much less memory. Ready to run on TRS-80 Model II (64K).

FEATURES

- Interactive operating system—dynamic overlays, disk file handling, run-time support and block I/O routines.
- Fast, one pass compilers.
- Two Editors—one screen oriented for programming and text editing, one character oriented for hard copy terminals.
- File handler to manipulate disk files.
- Macro-assembler that produces code for linking with Pascal or Fortran programs.
- Linker for link-editing of object and assembly code modules.
- Library of program modules and utilities.

PLUS, from PCD Systems

- Disk formatting program to initialize diskettes in single or double density formats.
- Configuration program for serial I/O.
- Disk-set program to permit separate assignment of density and format characteristics for each disk drive.

DOCUMENTATION

- UCSD System Manual (400 pages).
- Beginner's Guide To UCSD Pascal.
- Pascal User Manual & Report.
- Fortran User's Manual with Fortran systems.

PRICES

- UCSD System with Pascal Compiler \$350
- with Pascal and Fortran Compilers \$500
- Fortran Compiler alone (requires Version II.0) \$200
- P-Code Interpreter alone (either LSI-11 or Z-80) \$ 85
- Optional Utility Programs
 - CP/M* to Pascal file conversion \$ 50
 - TRSDOS* to Pascal file conversion \$ 50
 - Z-80 Disassembler/Dump program \$ 50

ALSO AVAILABLE

- UCSD System for MINC* or PDT*.
- Z-80 Adaptable System (you write BIOS).
- UCSD System for CP/M environments.

PCD Systems is a licensed distributor of the UCSD System for Pascal and Fortran. Dealer inquiries are invited.

PCD Systems, Inc.

PO Box 143 Penn Yan, NY 14527 315-536-3734

*Trademark of the Regents of the University of California †Trademark of Tandy Corporation *Trademark of Digital Research *Trademark of Digital Equipment Corporation

I'M A BELIEVER !!

**"I Love it !! . . . It's really a incredible O/S. It' just great!
Now I see why people who have seen it say they are now
believers. I know I am."**

LANCE MICKLUS

- 1) Large (8") drive support.
- 2) Double Sided drive support.
- 3) Double Density drive support.
- 4) 80 Track drive support.

*NOTE all above drives may be mixed on any one system and can be configured at Sysgen time or during any Backup!

5) Winchester technology fixed drive support.

6) Supports any combination of the above drives up to a max. of 8 drives.

7) Supports double-speed processor clock modifications. (Archbold for example)

8) **FASTER!** — Improved overlay structure using ISAM accessing techniques improves loading times by up to 1400%.

9) General purpose output spoolers of a true, symbiont design provide simultaneous output and program execution without any user intervention.

10) Keyboard Type-Ahead feature permits you to enter keystrokes before your programs need them.

11) User definable keys, all 26 letters.

12) Built in Graphic string packer lets you enter graphic symbols into a BASIC program from the keyboard through the use of the (Clear) key. The (Clear) key is simply held down (just like the (Shift) keys) during other keystrokes and viola...graphics!

13) Dated files. — All files are accompanied by the date of their last modification (creation or write).

14) Marked files. — All files are accompanied by a 'mark' if they have been modified since they were last backed up. This permits the BACKUP utility to copy only those files which have actually been updated since a previous backup.

15) File transfer by class. Allows transferring of all files of a similar directory classification such as /CMD, /BAS, /PCL, etc.

VTOS 4.0

VTOS 4.0
Operating System
(Diskette with
Operator's Guide
\$99.95

VTOS 4.0
Master
Reference Manual
\$29.95

VTOS 4.0
Combination -
4.0 disk,
Operator's Guide,
and Master
Reference Manual
\$125.00

16) Built-in SYSTEM command contains lower case display driver, screen print, break key disable, blinking cursor, disk drive stepping rate and motor-on delay modifications, and more.

17) User may SYSGEN a custom VTOS system configuration containing special I/O drivers, device LINKING and ROUTING, SPOOLING and DEBUG tasks, etc. which will be automatically loaded during the BOOT process without requiring a more lengthy AUTO and CHAIN procedure.

18) Non-BREAKable AUTO and CHAIN commands.

19) Wild-card DIRectory. Permits you to locate all files of a certain classification such as '/BAS'. Uniformly indicates file size in K (1024 bytes) regardless of drive type. "DIR D" would give you all your files that start with "D".

20) Dynamic file name defaults in APPEND, COPY, and RENAME commands allow you to specify only minimal information about file names.

21) COPY and APPEND commands execute up to 300% faster.

22) ALLOCate command for pre-allocation and non-releasability of file space. File space will never shrink if this option used.

23) MEMORY command for directly setting upper memory limit.

24) Variable Length file support is incorporated which automatically blocks short user data records both within a sector and across sector boundaries thereby taking maximum advantage of disk file space.

25) No security disk needed to make backups or to run the system!

26) Though many O/S bear his design and code VTOS 4.0 is the only Fully Approved Operating System by Randy Cook! And it is FANTASTIC!

27) Endorsed by Scott Adams and Lance Micklus!

VTOS and VTOS 4.0 are registered trademarks of VIRTUAL TECHNOLOGY, INC. - Dallas, Texas 75234

**Available from the following distributors or
your local computer store. DEALER INQUIRIES INVITED.**

5% Discount Just For Mentioning This Ad. (Valid month of this publication ONLY)



**QUALITY
SOFTWARE
DISTRIBUTORS**

11234 Park Central Pl Suite C
Dallas Texas 75230
(214) 692-1055
Micronet - 70130,203
SOURCE - TCC293



ADVENTURE INTERNATIONAL
Box 3435, Longwood, Fla. 32750
(305) 862-6917 - Voice
after 8:00 - same number
as FORUM 80. (SOURCE - TCC957)



**SMALL BUSINESS
SYSTEMS
GROUP**

6 Carlisle Rd.
Westford, Mass 01886
(617) 692-3800 - Voice
(617) 692-3973 - FORUM 80
Micronet - 70310,236

THE ORIGINAL MAGAZINE FOR OWNERS OF THE TRS-80™ MICROCOMPUTER

SOFTWARE
FOR TRS-80™
OWNERS

COMPUTRONICS

MONTHLY
NEWSMAGAZINE
FOR TRS-80™
OWNERS

MONTHLY NEWSMAGAZINE Practical Support For Model I & II

- PRACTICAL APPLICATIONS
- BUSINESS
- GAMBLING • GAMES
- EDUCATION
- PERSONAL FINANCE
- BEGINNER'S CORNER
- NEW PRODUCTS
- SOFTWARE EXCHANGE
- MARKET PLACE
- QUESTIONS AND ANSWERS
- PROGRAM PRINTOUTS
- AND MORE

PROGRAMS AND ARTICLES PUBLISHED IN OUR FIRST 12 ISSUES INCLUDE THE FOLLOWING:

- A COMPLETE INCOME TAX PROGRAM (LONG AND SHORT FORM)
- INVENTORY CONTROL
- STOCK MARKET ANALYSIS
- WORD PROCESSING PROGRAM (FOR DISK OR CASSETTE)
- LOWER CASE MODIFICATION FOR YOUR VIDEO MONITOR OR PRINTER
- PAYROLL (FEDERAL TAX WITHHOLDING PROGRAM)
- EXTEND 16 DIGIT ACCURACY TO TRS-80™ FUNCTIONS (SUCH AS SQUARE ROOTS AND TRIGONOMETRIC FUNCTIONS)
- NEW DISK DRIVES FOR YOUR TRS-80™
- PRINTER OPTIONS AVAILABLE FOR YOUR TRS-80™
- A HORSE SELECTION SYSTEM***ARITHMETIC TEACHER
- COMPLETE MAILING LIST PROGRAMS (BOTH FOR DISK OR CASSETTE SEQUENTIAL AND RANDOM ACCESS)
- RANDOM SAMPLING***BAR GRAPH
- CHECKBOOK MAINTENANCE PROGRAM
- LEVEL II UPDATES***LEVEL II INDEX
- CREDIT CARD INFORMATION STORAGE FILE
- BEGINNER'S GUIDE TO MACHINE LANGUAGE AND ASSEMBLY LANGUAGE
- LINE RENUMBERING
- AND CASSETTE TIPS, PROGRAM HINTS, LATEST PRODUCTS COMING SOON (GENERAL LEDGER, ACCOUNTS PAYABLE AND RECEIVABLE, FORTRAN 80, FINANCIAL APPLICATIONS PACKAGE, PROGRAMS FOR HOMEOWNERS, MERGE TWO PROGRAMS, STATISTICAL AND MATHEMATICAL PROGRAMS (BOTH ELEMENTARY AND ADVANCED) ... AND

FREE

WORD PROCESSING PROGRAM (Cassette or Disk) For writing letters, text, mailing lists, etc., with each new subscriptions or renewal.



LEVEL II RAM TEST (Cassette or Disk) Checks random access memory to ensure that all memory locations are working properly.

DATA MANAGEMENT SYSTEM (Cassette or Disk) Complete file management for your TRS-80™

CLEANUP (Cassette or Disk) Fast action Maze Game

ADVENTURE (Cassette or Disk) Adventure #0 by Scott Adams (From Adventureland International)

FREE

* TRS-80™ IS A TRADEMARK OF TANDY CORP

SEND FOR OUR NEW 48 PAGE SOFTWARE CATALOG (INCLUDING LISTINGS OF HUNDREDS OF TRS-80™ PROGRAMS AVAILABLE ON CASSETTE AND DISKETTE). \$2.00 OR FREE WITH EACH SUBSCRIPTIONS OR SAMPLE ISSUE.

COMPUTRONICS

50 N. PASCACK ROAD
SPRING VALLEY, NEW YORK 10977

ONE YEAR SUBSCRIPTION \$24

TWO YEAR SUBSCRIPTION \$48

SAMPLE OF LATEST ISSUE \$ 4

START MY SUBSCRIPTION WITH ISSUE

(#1 - July 1978 • #7 - January 1979 • #12 - June 1979 • #18 - January 1980)

NEW SUBSCRIPTION RENEWAL



**24 HOUR
ORDER
LINE**
(914) 425-1535



**NEW TOLL-FREE
ORDER LINE**
(OUTSIDE OF N.Y. STATE)
(800) 431-2818

**NEW!!!
MOD-II NEWSLETTER
\$12/year (or 12 issues)**

CREDIT CARD NUMBER _____ EXP. DATE _____

SIGNATURE _____

NAME _____

ADDRESS _____ CITY _____ STATE _____ ZIP _____

*** ADD \$6/YEAR (CANADA, MEXICO) - ADD \$12/YEAR AIR MAIL - OUTSIDE OF U.S.A., CANADA & MEXICO ***

H & E COMPUTRONICS INC.

...EVERYTHING FOR YOUR TRS-80™...

TRS-80 is a trademark of the Radio Shack Division of Tandy Corporation

★ All Orders processed within 24-Hours

★ 30-Day Money Back Guarantee on all Software (less a \$3 penalty for handling)

★ 10-Day Money Back Guarantee on Disk Drives and Printers PLUS 120-Days Free Service

<p>• LEARNING LEVEL II By David Lien The Original Author Of The Level Manual A Step By Step approach to Learning Level II especially geared to new TRS-80™ Owners \$15.95</p> <p>• TRS-80™ DISK AND OTHER MYSTERIES Over 100 pages of indispensable information for disk owners. Learn to recover information from bad disks, how to make Basic programs unlistable, and 12 more chapters of never published tips and information. Written by H.C. Pennington. (For all Disk Owners) \$22.50</p> <p>• NEW SBSG BUSINESS SYSTEM FOR MODEL I OR MODEL II - IN STOCK - General Ledger - Accounts Receivable - Accounts Payable - Payroll - Inventory Control with Invoicing • Each module can be operated individually or as a coordinated SYSTEM. Turn-Key error catching operation for beginners. • Complete manual and documentation accompany each program. • Minimum System requirements 2-Disk Drives for Model I...1-Disk Drive for Model II • Each module can be formatted to span data on up to 4-Disk Drives • Free 30-Day telephone consultation • Call for complete specifications • Model I Version \$125.00 Per Module \$495.00 Per System • Model II Version \$225.00 Per Module \$995.00 Per System</p> <p>• DATA MANAGEMENT SYSTEMS - DMS replace index cards or any data requiring long lists of information. • TBS In-Memory Information System (For Cassette Systems) \$39.95 • TBS Disk Data Manager (Requires 1 or more disk drives). Set up fast random access, files in minutes. Stores up to 320K of information on 4 Drives. Up to 10 fields and 255 characters per record. Supports upper and lower case RS-232 or TRS-232. Features complete editing \$49.50 • Personal Software CCA Data Management System...Completely user oriented, menu drive, 130 page Step By Step Manual. Capable of inventory control, sorting data, reporting data in nearly any form (for reports and mailing labels). Sorts data by up to 10 fields for zip code, balance due, geographic location or whatever. Prints reports with subtotals and totals automatically calculated. Fast random access \$75.00</p>	<p>• FROM RACET COMPUTES • REMODEL-PROLOAD - Renumbers program lines, combines programs. The only renumber program that will renumber the middle of a program. Specify 16K, 32K or 48K. Works with Cassette or Disk \$34.95 • GSF - Use in your Basic Programs for Instant Sorting (will sort 1000 items in 9 seconds). Other commands include Compress and Uncompress Data. Duplicate Memory, Display Screen Controls and Fast Graphic Controls \$24.95 (For Cassette or Disk, specify 16K, 32K or 48K) • DOSORT - All G.S.F. commands plus special Multiple Disk Sorting Routines \$34.95 (Specify 32K or 48K) • INFINITE BASIC - Adds 70 commands to your TRS-80™ including Instant Sort, Matrix Commands, String Commands, Left and Right Justification, String Centering, Simultaneous Equations, Upper and Lower Case Reverse and more. (For Cassette or Disk) \$49.95 • INFINITE BUSINESS (Requires Infinite Basic) Eliminate Round-off error, 127-Digit Calculation Accuracy, Insert New Elements in Sorted Arrays, Automatic Page Headings, Footings and Pagination, Multiple Precision Arithmetic and more. (For Cassette or Disk) \$29.95 • COPYSYS - Copy Machine Language Programs (For Cassette Only) \$14.95 • DSM (Disk Sort Merge) \$75.00</p> <p>• FROM SMALL SYSTEM SOFTWARE • RSM-2 Machine Language Monitor \$26.95 • RSM-2D Disk Version of RSM-2 \$29.95 • DCV-1 Converts Machine Language Programs from tape to disk \$9.95 • AIR RAID - The ultimate TRS-80™ game converts your TRS-80™ into a real time shooting gallery \$14.95 • BARRICADE - A fast pong style game \$14.95 • CPM - (For Disk Only) \$150.00 • TRS-232 INTERFACE - Interface with Software driver RS-232 printers to your TRS-80™ \$49.95 • TRS-232 FORMATTER - Additional (optional) Software for TRS-232 owners. Adds many printer commands to your TRS-80™ \$14.95 (With purchase of TRS-232) \$9.95 • PENMOD - Use the Electric Pencil with RS's lower case modification \$19.95</p> <p>• FROM GALACTIC SOFTWARE • MAIL PAC - For Model I Disk Systems only \$99.95 Quick-sorting full user control over mailing list from Galactic Software • STOCK MARKET PAC \$99.95</p>	<p>• FROM APPARAT NEW DOS \$99.95 35, 40 and 77 Track Versions available • NEW DOS/80 (With variable record length files, chainings and many other features) \$149.95</p> <p>• FROM THE BOTTOM SHELF • CHECKBOOK II (For Cassette or Disk) \$39.95 • SYSTEM DOCTOR (A complete diagnosis of your TRS-80™. Checks memory, video, cassette, disk, ROM, and all other parts of your system) For Cassette or Disk \$28.50 • CHECKBOOK REGISTER ACCOUNTING SYSTEM (Requires 2 disk drives) \$75.00 • LIBRARY 100 - 100 established business, game and educational programs plus FREE Tiny Pilot all for \$49.50 • BASIC TOOL KIT - Lists all variables, GOTO's and GOSUB's in your program \$19.80</p> <p>• SOUNDWARE - Adds sound to your TRS-80™ Just plus it in \$29.95 Sample programs included • TING TONG - Can be used with Soundware for a Sound version of pong \$9.95</p> <p>• VIC - The Carta Visual Instructional Computer Program \$19.95 The Level II 16K Cassette is designed to teach beginners the Basics of Machine Language and Assembly Language Programming. See every Machine Language Instruction Display on your video. VIC includes Step By Step 55 page manual</p> <p>• VISTA V80 DISK DRIVE - 110K of Storage \$395.00 Add \$29.95 for Cable (Free with purchase of 2-Disk Drives). 10 day money back guarantee</p> <p>• FROM HOWE SOFTWARE • MON-3 - Machine Language Programming for beginners. MON-3 is a complete System Monitor with Users Manual \$39.95 • MON-4 - Disk Version of MON-3 \$49.95</p> <p>• FROM MICROSOFT • LEVEL III BASIC \$49.95 Now Cassette owners can add Disk Commands to their TRS-80™ without owning a Disk Drive • MICROSOFT DISK ADVENTURE \$29.95 • TRSDOS BASIC COMPILER \$195.00 Run Basic Programs up to 15 times faster</p> <p>• NEC BUSINESS QUALITY PRINTERS (For MOD-I or MOD-II) \$2,995.00</p> <p>• THE ELECTRIC PENCIL Cassette \$99.95 Disk \$150.00 MOD-II Version \$325.00</p> <p>• HORSE SELECTOR II By Dr. Hal Davis The TRS-80™ version updated for the TRS-80™ and originally reviewed in Systems and Methods \$50.00</p>
--	---	---

COMPUTRONICS
MATHEMATICAL APPLICATIONS SERVICE

50 N. PASCACK ROAD
SPRING VALLEY, NEW YORK 10977

HOURS: 9-5

Monday thru Saturday

48-Page Catalog \$2 FREE With Any Order

Order By Phone Or Mail

Add \$1 Per Order For Shipping Within UPS Areas

Add \$3 For C.O.D.

Add \$3 For All Foreign And Non-UPS Shipments

Add \$3 For UPS Blue Label



**24 HOUR
ORDER
LINE**

(914) 425-1535



**NEW TOLL-FREE
ORDER LINE
(OUTSIDE OF N.Y. STATE)
(800) 431-2818**

...EVERYTHING... FOR MOD-II OWNERS

NEW MOD-II NEWSLETTER	
MOD-II Catalog Free w/subscription	\$12/year
MAIL PAC	\$199.95
MICROSOFT BASIC COMPILER	\$395.00
MICROSOFT BASIC	\$325.00
GSF SORT ROUTINE	\$50.00
CP/M	\$170.00
PEACHTREE BUSINESS SOFTWARE	Call
WORD STAR	\$495.00

COMPUTRONICS INC.

...EVERYTHING FOR YOUR TRS-80™...

TRS-80 is a trademark of the Radio Shack Division of Tandy Corporation



**SMALL BUSINESS
SYSTEMS GROUP**

COORDINATED BUSINESS SYSTEMS

- EACH MODULE CAN BE OPERATED INDIVIDUALLY OR AS A COORDINATED SYSTEM.
- TURN-KEY ERROR CATCHING OPERATION FOR BEGINNERS
- FREE 30-DAY TELEPHONE CONSULTATION WITH SBSG
- EACH MODULE CAN BE FORMATTED TO SPAN DATA ON UP TO 4 DISK DRIVES.
- COMPLETE MANUAL AND DOCUMENTATION ACCOMPANY EACH MANUAL
- MINIMUM SYSTEM REQUIREMENTS - 2 DISK DRIVES FOR MODEL I...1-DISK DRIVE FOR MODEL II

ACCOUNTS PAYABLE

The accounts payable system receives data concerning purchases from suppliers and produces checks in payment of outstanding invoices. In addition, it produces cash management reports. This system aids in tight financial control over all cash disbursements of the business. Several reports are available and supply information needed for the analysis of payments, expenses, purchases and cash requirements. All A/P data feeds General Ledger so that data is entered into the system just once. These programs were developed 5 years ago for the Wang micro-computer and have been tested in many environments since then. The package has been converted to the TRS-80™ and is now a well documented, on-line, interactive micro-computer system with the capabilities of (or exceeding many larger systems.

ACCOUNTS RECEIVABLE

The objective of a computerized A/R system is to prepare accurate and timely monthly statements to credit customers. Management can generate information required to control the amount of credit extended and the collection of money owed in order to maximize profitable credit sales while minimizing losses from bad debts. The programs composing this system were developed 5 years ago, especially for small businesses using the Wang Microcomputer. They have been tested in many environments since then. Each module can be used stand alone or can feed General Ledger for a fully integrated system.

PAYROLL

Payroll involves many complex calculations and the production of reports and documents, many of which are required by government agencies. It is an ideal candidate for the computer. With this Payroll system in-house, you can promptly and accurately pay your employees and generate accurate documents/reports to management, employees, and appropriate government agencies concerning earnings, taxes, and other deductions. The package has been converted to the TRS-80™ and is now a well documented, on-line, interactive micro-computer system with the capabilities of (or exceeding) many larger systems.

CAPABILITIES:

- ★ performs all necessary payroll tasks including:
 - file maintenance, pay data entry and verification
 - computation of pay and deduction amounts
 - printing of reports and checks
- ★ can handle salaried and hourly employees
- ★ employees can receive:
 - hourly or salary wage
 - vacation pay
 - holiday pay
 - piecework pay
 - overtime pay

(Continued on next page)

CAPABILITIES

- ★ menu driven; easy to use; full screen prompting and cursor control
- ★ invoice oriented; everything revolves around the invoice; handles new invoice or credit memo or debit memo
- ★ invoice information recorded; invoice #, description, buyer, check register #, invoice date, age date, amount of invoice, discount (in %), freight, tax (\$), total payable
- ★ transaction print and file maintenance procedures insure accuracy
- ★ flexible check calculation procedure; allows checks to be calculated for a set of vendors - or - for specific vendors
- ★ program prints your checks; contiguous computer checks with your company letterhead can be purchased from SBSG
- ★ reports include (samples on back):
 - open item listing/closed item listing - both detail and summary
 - debit memo listing/credit memo listing
 - aging
 - check register report (to give an audit trail of checks printed)
 - vendor listing and vendor activity (activity of the whole year)
- ★ fully linked to GENERAL LEDGER; each invoice can be distributed to as many as five (5) different GL accounts; system automatically posts to cash and A/P accounts

CAPABILITIES

- ★ menu driven; easy to use; full screen prompting and cursor control
- ★ invoice oriented; invoices can be entered before ready for billing, when ready for billing, after billing or after paid
- ★ allows entry of new invoice, credit memo, debit memo, or change/delete invoice
- ★ allows for progress payment
- ★ transaction information includes:
 - type of A/R transaction
 - customer P.O. #
 - description of P.O.
 - billing date
 - general ledger account number
 - invoice amount
 - shipping/transportation charges
 - tax charges
 - payment
 - progress payment information
 - transaction print and file maintenance procedures insure accuracy
- ★ customer statements printed; computer statements with your company letterhead can be purchased from SBSG
- ★ reports include; (samples on back)
 - listing of invoices not yet billed
 - open items (unpaid invoices)
 - closed items (paid invoices)
 - aging
- ★ fully linked to General Ledger; will post to applicable accounts: debits A/R, credits account you specify

(PAYROLL CAPABILITIES CONTINUED)

- ★ employees can be paid using any combination of pay types (except, hourly cannot receive salary & salary cannot receive hourly)
- ★ special non-taxable or taxable lump sums can be paid regularly or one time (bonus, reimbursements, etc)
- ★ health & welfare deductions can be automatically calculated for each employee
- ★ earnings-to-date are accumulated and added to permanent records; taxes are computed and deducted: US income tax, Social Security tax, state income tax, other deductions (regular or one time)
- ★ paychecks are printed: computer checks with your company letterhead can be purchased from SBSG
- ★ calculations are accumulated for: employee pay history, 941A report, W-2 report, insurance report, absentee report
- ★ fully linked to General Ledger. Each employee's payroll information can be distributed to as many as (12) twelve different GL accounts; system automatically posts to cash account.

INVENTORY/CONTROL INVOICING

- OVER 1000 ITEMS ON MODEL I
- OVER 3000 ITEMS ON MODEL II
- LOW STOCK ALARM
- INVOICING DEDUCTS FROM INVENTORY
- COMPLETE INVENTORY REPORTS
- REORDER POINT REPORT
- QUICK ITEM ACCESS

CLIENT BILLING, STOCK CONTROL, DENTAL BILLING, COMMODITIES
Medicare/Medicaid billing also available

MODEL I	\$125 Per Module
	\$495 Complete System
MODEL II	\$225 Per Module
	\$995 Complete System

WE ARE THE ONLY SOFTWARE COMPANY THAT OFFERS A REFUND
WITHIN 30 DAYS ON ALL SOFTWARE (H & E COMPUTRONICS
MONTHLY NEWSMAGAZINE SUBSCRIBERS ONLY). WE DO
CHARGE A \$3 PENALTY TO COVER POSTAGE AND HANDLING.

GENERAL LEDGER

The General Ledger accounting system consolidates financial data from other accounting subsystems (A/R, A/P, Payroll, direct posting) in an accurate and timely manner. Major reports include the Income Statement and Balance Sheet and a "special" report designed by management. The beauty of this General Ledger system is that it is completely user formatted. You "customize" the account numbers, descriptions, and report formats to suit your particular business requirements. These programs were developed 5 years ago for the Wang micro-computer and have been tested in many environments since then. The package has been converted to the TRS-80™ and is now a well documented, on-line, interactive micro-computer system with the capabilities of (or exceeding) many larger systems.

CAPABILITIES

- ★ more than 200 chart of accounts can be handled
- ★ account number structure is user defined and controlled
- ★ more than 1,750 transactions may be entered via:
 - direct posting; done by hand, validated against the account file before acceptance
 - external posting; generated by A/R, A/P, Payroll or any other user source
- ★ data is maintained and reported by:
 - month
 - quarter
 - year
 - previous three quarters
- ★ reports (samples on back) include:
 - trial balances
 - income statement
 - balance sheet
 - special accounts reports and more
- ★ user formats reports with the following designed as you wish:
 - titles
 - headings
 - account numbers
 - descriptions
 - subtotals
 - totals
 - skip lines
 - skip pages
- ★ up to eight levels of totals - fully user designated
- ★ menu driven; easy to use; full screen prompting and cursor control

COMPUTRONICS
MATHEMATICAL APPLICATIONS SERVICE

50 N. PASCACK ROAD
SPRING VALLEY, NEW YORK 10977



24 HOUR
ORDER
LINE
(914) 425-1535



PLEASE SEND ME:

MODEL I \$125 PER MODULE _____
 \$495 COMPLETE SYSTEM _____
MODEL II \$225 PER MODULE _____
 \$995 COMPLETE SYSTEM _____

**NEW TOLL-FREE
ORDER LINE
(OUTSIDE OF N.Y. STATE)
(800) 431-2818**

CREDIT CARD NUMBER _____ EXP. DATE _____

SIGNATURE _____

NAME _____

ADDRESS _____ CITY _____ STATE _____ ZIP _____

*** ADD \$6/YEAR (CANADA, MEXICO) - ADD \$12/YEAR AIR MAIL - OUTSIDE OF U.S.A., CANADA & MEXICO ***

H & E COMPUTRONICS INC.

...EVERYTHING FOR YOUR TRS-80™...

TRS-80 is a trademark of the Radio Shack Division of Tandy Corporation

100 SUPER
PROGRAMS

MASTER PAC 100

2nd EDITION (COMPLETELY REVISED)

FOR YOUR TRS-80™ LEVEL II MICROCOMPUTER

ALL ON CASSETTE OR DISKETTE

BUSINESS AND PERSONAL FINANCE

1. CHECKBOOK MAINTENANCE
2. TIME FOR MONEY TO DOUBLE
3. FEDERAL FICA & WITHHOLDING TAX COMPUTATIONS
4. HOME BUDGET ANALYSIS
5. ANNUITY COMPUTATION
6. UNIT PRICING
7. CHANGE FROM PURCHASE
8. NEBS CHECK PRINTER
9. DAYS BETWEEN DATES
10. MORTGAGE AMORTIZATION TABLE
11. INVENTORY CONTROL
12. PORTFOLIO VALUE COMPUTATIONS
13. VALUE OF A SHARE OF STOCK
14. SALES RECORD KEEPING SYSTEM
15. FUTURE VALUE OF AN INVESTMENT
16. EFFECTIVE INTEREST RATE (LOAN)
17. PRESENT VALUE OF A FUTURE AMOUNT
18. RATE OF RETURN VARIABLE INFLOW
19. RATE OF RETURN CONSTANT INFLOW
20. REGULAR WITHDRAWAL FROM INVESTMENT
21. STRAIGHT LINE DEPRECIATION
22. SUM OF DIGITS DEPRECIATION
23. DECLINING BALANCE DEPRECIATION
24. BREAK EVEN ANALYSIS
25. SALVAGE VALUE OF INVESTMENT
26. PAYMENT ON A LOAN
27. FUTURE SALES PROJECTIONS
28. CREDIT CARD FILE
29. ECONOMIC ORDER QUANTITY (EOQ) INVENTORY MODEL
30. VALUE OF HOUSE CONTENTS
31. TEXT EDITOR
32. MONTHLY CALENDAR
33. DAY OF WEEK
34. CASH FLOW VS. DEPRECIATION
35. COMPLETE MAIL SYSTEM
36. INTEREST RATE ON A LEASE

BUSINESS

PERSONAL

FINANCE

STATISTICS AND MATHEMATICS

37. RANDOM SAMPLE SELECTION
38. ANGLO METRIC CONVERSION
39. MEAN, STANDARD DEVIATION, MAXIMUM AND MINIMUM
40. SIMPLE LINEAR REGRESSION
41. MULTIPLE REGRESSION ANALYSIS
42. GEOMETRIC REGRESSION
43. EXPONENTIAL REGRESSION
44. SIMPLE MOVING AVERAGE
45. SIMPLE T-TEST
46. CHI-SQUARE TEST
47. NORMAL PROBABILITIES
48. BINOMIAL PROBABILITY
49. POISSON PROBABILITY
50. MATRIX ADDITION AND SUBTRACTION
51. MATRIX TRANSPOSE
52. MATRIX INVERSE
53. MATRIX MULTIPLICATION
54. SOLUTION OF SIMULTANEOUS EQUATIONS
55. QUADRATIC FORMULA
56. LINEAR EQUATION SOLUTIONS
57. ROOT HALF INTERVAL SEARCH
58. ROOTS OF POLYNOMIALS
59. ROOTS-NEWTON'S METHODS
60. PRIME FACTORS OF INTEGER
61. LEAST COMMON DENOMINATOR
62. RADIAN DEGREE CONVERSION
63. NUMERICAL INTEGRATION

STATISTICS

MATH

UTILITIES

64. QUICK SORT ROUTINE
65. PROGRAM STORAGE INDEX
66. MULTIPLE CHOICE QUIZ BUILDER
67. FORM LETTER WRITER
68. SHELL SORT
69. CASSETTE LABEL MAKER
70. CODES MESSAGES
71. MERGE TWO FILES
72. SORT WITH REPLACEMENT

GRAPHICS

73. DRAWS BAR GRAPH
74. DRAWS HISTOGRAM
75. MOVING BANNER DISPLAY

GAMBLING AND GAMES

76. RANDOM SPORTS QUIZ
77. GOVERNMENT QUIZ
78. HORSE RACE
79. MAGIC SQUARE
80. ARITHMETIC TEACHER
81. HIGH LOW GAMBLE
82. UNSCRAMBLE LETTERS
83. HANGMAN
84. GAME OF NIM
85. RUSSIAN ROULETTE
86. ROULETTE GAME
87. ONE ARMED BANDIT
88. HIT THE TARGET
89. WALKING DRUNK
90. STATE CAPITAL QUIZ
91. TIC TAC TOE
92. DICE GAME
93. LUNAR LANDAR GAME
94. BIORHYTHM
95. HORSE SELECTOR (CLASS CALCULATOR)
96. RANDOM DICE ROLL
97. RANDOM ROULETTE ROLL
98. RANDOM CARD DEALER
99. GUESS THE NUMBER
100. WHITE OUT SCREEN

GAMBLING

INCLUDES 110 PAGE
USER MANUAL

GUARANTEED SATISFACTION

WE ARE THE ONLY SOFTWARE COMPANY THAT OFFERS A REFUND WITHIN 30 DAYS ON ALL SOFTWARE (H & E COMPUTRONICS INC. MONTHLY NEWSMAGAZINE SUBSCRIBERS ONLY). WE DO CHARGE A \$3 PENALTY TO COVER POSTAGE AND HANDLING.

H & E COMPUTRONICS
MATHEMATICAL APPLICATIONS SERVICE

50 N. PASCACK ROAD
SPRING VALLEY, NEW YORK 10977

PLEASE SEND ME:

- ☐ MASTER PAC 100 CASSETTE VERSION.....\$59.95
- ☐ MASTER PAC 100 DISKETTE VERSION.....\$59.95
- ☐ MASTER PAC 100 (MODEL II DISKETTE VERSION).....\$99.95



24 HOUR
ORDER
LINE
(914) 425-1535



NEW TOLL-FREE
ORDER LINE
(OUTSIDE OF N.Y. STATE)
(800) 431-2818

- ★ All orders processed within 24-Hours
- ★ 30-Day money back guarantee on all Software
(less a \$3 penalty for handling)

CREDIT CARD NUMBER EXP. DATE

SIGNATURE

NAME

ADDRESS CITY STATE ZIP

*** ADD \$2 FOR POSTAGE AND HANDLING (\$4 OUTSIDE OF THE U.S.A.) ***

COMPUTRONICS

...EVERYTHING FOR YOUR TRS-80...

TRS-80 is a trademark of the Radio Shack Division of Tandy Corporation

MICROSOFT BASIC COMPILER

With TRS-80™ BASIC Compiler, your Level II programs will run at record speeds! Compiled programs execute an average of 3-10 times faster than programs run under Level II. Make extensive use of integer operations, and get speeds 20-30 times faster than the interpreter.

Best of all, BASIC Compiler does it with BASIC, the language you already know. By compiling the same source code that your current BASIC interprets, BASIC Compiler adds speed with a minimum of effort.

And you get more BASIC features to program with, since features of Microsoft's Version 5.0 BASIC interpreter are included in the package. Features like the WHILE...WEND statement, long variable names, variable length records, and the CALL statement make programming easier. An exclusive BASIC Compiler feature lets you call FORTRAN and machine language subroutines much more easily than in Level II.

Simply type in and debug your program as usual, using the BASIC interpreter. Then enter a command line telling the computer what to compile and what options to use.

Voila! Highly optimized, Z-80 machine code that your computer executes in a flash! Run it now or save it for later. Your compiled program can be saved on disk for direct execution every time.

Want to market your programs? Compiled versions are ideal for distribution. You distribute only the object code, not the source, so your genius stays fully protected.

BASIC Compiler runs on your TRS-80™ Model I with 48K and disk drive. The package includes BASIC Compiler, linking loader and BASIC library with complete documentation **\$195.00**

1980 INCOME TAX PAC

Completely Revised - Latest Tax Tables - Fully Tested - Complete Manual and Documentation. The new version of the Income Tax Pacs are full of error catching codes making it impossible to make an error. Follow the simple Step By Step procedure that makes tax preparation simple.

INCOME TAX PAC A **(\$19.95...Cassette)**

For Level II 16K Cassette Only
Does Form 1040 and 1040A

- Schedule A itemized deductions
- Schedule B interest and dividends
- Output to video display
- Schedule TC tax computation

INCOME TAX PAC B **\$49.95...Cassette or Diskette)**

For Level II 16K with or without printer...cassette or disk has all features of Income Tax Pac A Plus works with or without line printer.

- Formats Form 1040 and 1040A for standard tax forms
- Schedule C income from a personally owned business
- Form 2106 employee business expense

PROFESSIONAL INCOME TAX PAC C **\$99.95...Diskette**

For Level II 32K with disk and printer (optional)

Has all features of Income Tax Pac B Plus automatic memory storage for income tax preparers.

- 22 additional schedules and forms
- Formats forms for individual or tractor feed printing

MOD II CPA VERSION **\$199.95**

GUARANTEED PROFIT 91% WINS PLACES 32% AVERAGE PROFIT AT ALL TRACKS-1978 SHOWS

THE HORSE SELECTOR II (FLATS) (By Dr. Hal Davis) **\$50.00**

New simplified version of the original Horse Selector. The first Horse Selection System to actually calculate the estimated odds of each horse.

HIGHER PROFITS (OVER 100%) POSSIBLE THROUGH SELECTIVE BETTING ON:

- Rates each horse in 10 seconds.
- Easy to follow rules.
- Can be used with any Apple II Computer.
- 100% money back guarantee (returned for any reason).
- Uses 4 factors (speed rating, track variant, distance of the present race, distance of the last race).
- Using the above factors, the Horse Selector calculates the estimated odds. BET on horses whose actual payoff (from the Tote Board or Morning Lines) is higher than payoff based on estimated odds.
- Using the above factors, the Horse Selector calculates the estimated odds. BET on any selected horse with an estimated payoff (based on Tote Board or Morning Lines) higher than calculated payoff (based on Horse Selector II).
- Source listing for the TRS-80™, TI-59, HP-67, HP-41, Apple and BASIC Computers.
- No computer or calculator necessary (although a calculator would be helpful for the simple division used to calculate estimated odds).

FREE Dutching Tables allows betting on 2 or more horses with a guaranteed profit.

NEWDOS/80

A New enhanced NEWDOS for TRS-80™ Model I for the 1980's

Apparat Inc., announces the most powerful Disk Operating System for the TRS-80™. It has been designed for the sophisticated user and professional programmer who demands the ultimate in disk operating systems.

NEWDOS/80 is not meant to replace the present version of NEWDOS 2.1 which satisfies most users, but is a carefully planned upward enhancement, which significantly extends NEWDOS 2.1's capabilities. This new member to the Apparat NEWDOS' family is upward compatible with present NEWDOS 2.1 and is supplied on Diskette, complete with enhanced NEWDOS + utility programs and documentation. Some of the NEWDOS/80 features are:

- New BASIC commands that supports with variable record lengths up to 4095 Bytes long.
- New BASIC commands that supports with variable record lengths up to 4095 Bytes long.
- Mix or match disk drives. Supports any track count from 18 to 80. (Use 35, 40 or 77 track 5" mini disk drives or 8" disk drives, or any combination.)
- A security boot-up for BASIC or machine code application programs. User never sees "DOSREADY" or "READY" and is unable to "BREAK", clear screen, or issue any direct BASIC statement including "LIST."
- New editing commands that allow program lines to be deleted from one location and moved to another or to allow the duplication of a program line with the deletion of the original.
- Enhanced and improved RENUMBER that allows relocation of subroutines.
- Powerful program chaining.
- Device hanging for routing to display and printer simultaneously.
- CDE function; simultaneous striking of the C, D and E keys will allow user to enter a mini-DOS to perform some DOS commands without disturbing the resident program.
- Upward compatible with NEWDOS 2.1 and TRSDOS 2.3.
- Includes Superzap 3.0 and all Apparat 2.1 utilities.

\$149.00

STOCK MARKET MONITOR

Galactic Software Ltd.

CASSETTE VERSION **\$89.00**

DISK VERSION **\$99.00**

1. The system is designed for the active "trader" not the "long term" investor, as the system is "technically" oriented.
2. For the TRS-80™ Model I, Level II, 16K or more. Available in both disk and tape versions.
3. Tracks user selected issues, in a technical system that reflects the issue's performance against the overall market.
4. Set up data is input by the user from the Standard and Poors stock guide or Value Line.
5. Daily issue data, "high", "low", "close" and "volume" are input from any newspaper containing this information.
6. Daily overall market, "volume" and "closing Dow" are also provided from a newspaper.
7. Volume and price changes of an issue, as they compare to volume and price changes of the overall market, are the basis of this system's analysis of the given issue.
8. Comparisons of the issue against itself are also done. This may allow the user to spot "unusual" activity on this issue.
9. Clear indications are given as to whether the issue is "out performing", "under performing" or "performing" with the market.
10. Complete video and printed output is provided.
11. This program is intended to be a guide to indications, and is not to be used as a sole recommendation to buy, sell or hold an issue. These decisions are the responsibility of the user and his brokerage.

COMPUTRONICS
MATHEMATICAL APPLICATIONS SERVICE

NEW TOLL-FREE ORDER LINE

50 N. PASCACK ROAD
SPRING VALLEY, NEW YORK 10977

(OUTSIDE OF N.Y. STATE)

(800) 431-2818



24 HOUR ORDER LINE



(914) 425-1535

ADD \$2.00 FOR SHIPPING IN UPS AREAS
ADD \$3.00 FOR C.O.D. OR NON-UPS AREAS
ADD \$4.00 OUTSIDE U.S.A., CANADA & MEXICO

- * All orders processed within 24-Hours
- * 30-Day money back guarantee on all Software (less \$3 penalty for handling)

COMPUTRONICS INC.

...EVERYTHING FOR YOUR TRS-80™...

TRS-80 is a trademark of the Radio Shack Division of Tandy Corporation

BUSINESS PAC 100

100 Ready-To-Run

Business Programs



★ All orders processed within 24-Hours
★ 30-Day money back guarantee on all Software (less a \$3 penalty for handling)

(ON CASSETTE OR DISKETTE).....Includes 110 Page Users Manual.....5 Cassettes (Or Diskettes)
Inventory Control.....Payroll.....Bookkeeping System.....Stock Calculations.....
Checkbook Maintenance.....Accounts Receivable.....Accounts Payable.....

BUSINESS 100 PROGRAM LIST

1 RULE78	Interest Apportionment by Rule of the 78's
2 ANNU1	Annuity computation program
3 DATE	Time between dates
4 DAYYEAR	Day of year a particular date falls on
5 LEASEINT	Interest rate on lease
6 BREAKVEN	Breakeven analysis
7 DEPRSL	Straightline depreciation
8 DEPRSY	Sum of the digits depreciation
9 DEPRDB	Declining balance depreciation
10 DEPRDDB	Double declining balance depreciation
11 TAXDEP	Cash flow vs. depreciation tables
12 CHECKK2	Prints NEBS checks along with daily register
13 CHECKBK1	Checkbook maintenance program
14 MORTGAGE/A	Mortgage amortization table
15 MULTMON	Computes time needed for money to double, triple, etc.
16 SALVAGE	Determines salvage value of an investment
17 RRVARIN	Rate of return on investment with variable inflows
18 RRCONST	Rate of return on investment with constant inflows
19 EFFECT	Effective interest rate of a loan
20 FVAL	Future value of an investment (compound interest)
21 PVAL	Present value of a future amount
22 LOANPAY	Amount of payment on a loan
23 REGWITH	Equal withdrawals from investment to leave 0 over
24 SIMPDISK	Simple discount analysis
25 DATEVAL	Equivalent & nonequivalent dated values for oblig.
26 ANNUDEF	Present value of deferred annuities
27 MARKUP	% Markup analysis for items
28 SINKFUND	Sinking fund amortization program
29 BONDVAL	Value of a bond
30 DEPLETE	Depletion analysis
31 BLACKSH	Black Scholes options analysis
32 STOCVAL1	Expected return on stock via discounts dividends
33 VARVAL	Value of a warrant
34 BONDVAL2	Value of a bond
35 EPSEST	Estimate of future earnings per share for company
36 BETAALPH	Computes alpha and beta variables for stock
37 SHARPE1	Portfolio selection model i.e. what stocks to hold
38 OPTWRITE	Option writing computations
39 RTVAL	Value of a right
40 EXPVAL	Expected value analysis
41 BAYES	Bayesian decisions
42 VALPRINF	Value of perfect information
43 VALADINF	Value of additional information
44 UTILITY	Derives utility function
45 SIMPLEX	Linear programming solution by simplex method
46 TRANS	Transportation method for linear programming
47 EOQ	Economic order quantity inventory model
48 QUEUE1	Single server queueing (waiting line) model
49 CVP	Cost-volume-profit analysis
50 CONDPFOT	Conditional profit tables
51 OPTLOSS	Opportunity loss tables
52 FQOQ	Fixed quantity economic order quantity model

59 WACC	Weighted average cost of capital
60 COMBAL	True rate on loan with compensating bal. required
61 DISCBAL	True rate on discounted loan
62 MERGANAL	Merger analysis computations
63 FINRAT	Financial ratios for a firm
64 NPV	Net present value of project
65 PRINDLAS	Laspeyres price index
66 PRINDPA	Paasche price index
67 SEASIND	Constructs seasonal quantity indices for company
68 TIMETR	Time series analysis linear trend
69 TIMEMOV	Time series analysis moving average trend
70 FUPRINF	Future price estimation with inflation
71 MAILPAC	Mailing list system
72 LETWRT	Letter writing system-links with MAILPAC
73 SORT3	Sorts list of names
74 LABEL1	Shipping label maker
75 LABEL2	Name label maker
76 BUSBUJ	DOE business bookkeeping system
77 TIMECLK	Computes weeks total hours from timeclock info
78 ACCTPAY	In memory accounts payable system-storage permitted
79 INVOICE	Generate invoice on screen and print on printer
80 INVENT2	In memory inventory control system
81 TELDIR	Computerized telephone directory
82 TIMUSAN	Time use analysis
83 ASSIGN	Use of assignment algorithm for optimal job assign.
84 ACCTREC	In memory accounts receivable system-storage ok
85 TERMSPAY	Compares 3 methods of repayment of loans
86 PAYNET	Computes gross pay required for given net
87 SELLPR	Computes selling price for given after tax amount
88 ARBCOMP	Arbitrage computations
89 DEPRSF	Sinking fund depreciation
90 UPSZONE	Finds UPS zones from zip code
91 ENVELOPE	Types envelope including return address
92 AUTOEXP	Automobile expense analysis
93 INSFILE	Insurance policy file
94 PAYROLL2	In memory payroll system
95 DILANAL	Dilution analysis
96 LOANAFFD	Loan amount a borrower can afford
97 RENTPRCH	Purchase price for rental property
98 SALELEAS	Sale-leaseback analysis
99 RRCONVBD	Investor's rate of return on convertible bond
100 PORTVAL9	Stock market portfolio storage-valuation program

- ☐ CASSETTE VERSION \$ 99.95
- ☐ DISKETTE VERSION \$ 99.95
- ☐ MODEL II VERSION \$149.95

ADD \$2.00 FOR SHIPPING IN UPS AREAS
ADD \$3.00 FOR C.O.D. OR NON-UPS AREAS
ADD \$4.00 OUTSIDE U.S.A., CANADA & MEXICO

COMPUTRONICS
MATHEMATICAL APPLICATIONS SERVICE

50 N. PASCACK ROAD
SPRING VALLEY, NEW YORK 10977

NEW TOLL-FREE
ORDER LINE
(OUTSIDE OF N.Y. STATE)
(800) 431-2818

24 HOUR
ORDER
LINE
(914) 425-1535



NAME

53 FQEQWSH	As above but with shortages permitted
54 FQEQQPB	As above but with quantity price breaks
55 QUEUECB	Cost-benefit waiting line analysis
56 NCFANAL	Net cash-flow analysis for simple investment
57 PROFIND	Profitability index of a project
58 CAP1	Cap. Asset Pr. Model analysis of project

DESCRIPTION

- Review of the latest Software for the TRS-80™ Model II Microcomputer
- Tips for running your Model II
- Latest announcements and updates

**The Newsletter For Owners Of The
TRS-80™ MODEL II MICROCOMPUTER****SPECIAL CHARTER SUBSCRIPTION RATE \$12.00 □ (For 12 issues)****MOD-II PROGRAMS CURRENTLY AVAILABLE**

- (1) **ELECTRIC PENCIL** (Michael Shrayder Software)..... Complete word processor with extensive editing and printer formatting features.....\$275 (STANDARD CP/M VERSION).....\$300 (DIABLO, NEC OR QUME CP/M VERSION).....\$325 (STANDARD TRSDOS VERSION).....\$350 (DIABLO, NEC OR QUME TRSDOS VERSION).
- (2) **GENERAL LEDGER, ACCOUNTS RECEIVABLE, ACCOUNTS PAYABLE, INVENTORY CONTROL AND PAYROLL** (Small Business Systems Group).....works under TRSDOS.....can be used one module at a time or as a coordinated system.....\$225 per module.....\$995 for the complete system.
- (3) **GENERAL LEDGER, ACCOUNTS RECEIVABLE, ACCOUNTS PAYABLE, INVENTORY CONTROL AND PAYROLL** (Peachtree Software)..... requires CP/M and MICROSOFT BASIC..... professional business systems..... turn key operation..... discounts available..... \$1000 per module\$5000 for the complete system.
- (4) **SELECTOR III** (Micro-Ap)..... complete data management system..... user defined fields and codes..... manages any list defined by the user..... includes additional modules for simplified inventory control, accounts receivable and accounts payable..... requires CBASIC-2 and CP/M\$295.
- (5) **GLECTOR** (Micro-Ap)..... add on package to the SELECTOR III..... general ledger that allows the user to define a customized chart of accounts.....\$250.
- (6) **GSF** (Racet Computers)..... Generalized Subroutine Facility..... a series of super fast machine language utilities that can be called from a BASIC program (no machine language knowledge required)..... sorts 1000 items in under 5 seconds..... allows PEEK and POKE statements..... move data blocks..... compress and uncompress data..... works under TRSDOS.....\$50.
- (7) **DSM** (Racet Computes)..... Disk Sort Merge..... sorts and merges large multiple diskette files on a 1 to 4 drive system..... NOT AN IN MEMORY SORT..... can actually alphabetize (or any other type or sort) 4 disk drives worth of data..... sorts one complete disk of information in 10 minutes..... information is provided to use DSM with the RS MAILING PROGRAM..... works under TRSDOS.....\$150.
- (8) **RSM** (Small Systems Software)..... a machine language monitor and disassembler..... can be used to see and modify memory or disk sectors..... contains all the commands found on the Model-I version plus some additional commands for the MOD-II..... works under TRSDOS.....\$39.95.
- (9) **CP/M** (Lifeboat Associates)..... an alternative operating system to TRSDOS that allows users to use hundreds of programs currently available to CP/M owners..... This is the only version of CP/M for the MOD-II that comes with an elementary CP/M guide written especially for MOD-II owners.....\$170.
- (10) **MICROSOFT BASIC** (Microsoft)..... an enhanced version of the MICROSOFT BASIC found on TRSDOS..... works under CP/M..... adds commands such as chaining (allows the user to LOAD and RUN a new program without losing the variables currently in memory)..... long variable length file records, WHILE/WEND and others..... can be used with the BASIC COMPILER to speed up programs (3-10 times faster execution).....\$350.
- (11) **CBASIC-2**..... a non-interactive BASIC used for many programs that run under CP/M..... requires CP/M..... allows user to make more efficient use of disk files..... eliminates the use of the most line number references..... required for programs such as SELECTOR and GLECTOR.....\$120.
- (12) **MAILING ADDRESS** (Peachtree Software)..... requires CP/M..... keeps track of name and address information and allows the selective printing of the information in the form of mailing lists or address labels..... unique key structure and formatting structure allows for a multitude of retrieval alternatives.....\$790.
- (13) **PROPERTY MANAGEMENT** (Peachtree Software)..... requires CP/M..... keeps track of all financial records related to property management\$1500.
- (14) **FORTRAN-80** (Microsoft)..... ANSI 66 (except for COMPLEX) plus many extensions..... requires CP/M.....\$425.
- (15) **H & E COMPUTRONICS, INC. SHARE-A-PROGRAM DISKETTE #1**..... works under TRSDOS..... a collection of programs written by MOD-II owners..... programs include data base management..... a word processor..... mail system..... mortgage calculations..... checkbook register..... and many others.....\$8 (add \$3 postage outside of the United States, Canada and Mexico)..... FREE if you send us a diskette containing a program that can be added to the SHARE-A-PROGRAM DISKETTE.
- (16) **MEMOREX OR WABASH CERTIFIED DISKETTES**.....\$49.95 (per box of 10).
- (17) **FLEXI-MATIC DISKETTE STORAGE TRAY**..... Stores 110 diskettes..... comes complete with index-dividers, dust cover, tilt plates and adjustable spacing.....\$55.00.
- (18) **WORD-STAR**..... The ultimate word processor..... a menu driven word processing system that can be used with any printer. All standard word processing commands are included..... plus many unique commands only found on WORD STAR..... requires CP/M.....\$495.
- (19) **MAIL LIST MERGE**..... An add on package that allows the user to send form letters (created on WORD-STAR) to any compiled mailing list (using any CP/M based MAIL program such as the PEACHTREE MAIL PROGRAM)..... requires CP/M, WORD STAR and any CP/M based mail program.....\$150.
- (20) **EDITOR ASSEMBLER** from Galactic Software Ltd. is the first user oriented Editor Assembler for the MODEL II and was designed to utilize all the features of the MODEL II. It includes innovative features for ease of coding and debugging and complete documentation (over 120 pages)works under TRSDOS.....\$229.
- (21) **MAIL/FILE SYSTEM** from Galactic Software Ltd. stores 2,500 names per disk. No sorting time is required since the file is automatically sorted by first and last name plus Zip Code on input. Retrieve by any combination of 19 user codes. Supports an 11 digit alphanumeric Zip. Supports a message line. Comes complete with user-oriented documentation (100-page manual). Allows for company name and individual of a company and complete phone number (and extensions)..... works under TRSDOS.....\$199.

TRS-80™ IS A TRADEMARK OF TANDY CORPORATION

COMPUTRONICS
MATHEMATICAL APPLICATIONS SERVICE™50 N. PASCACK ROAD
SPRING VALLEY, NEW YORK 10977**24 HOUR
ORDER
LINE****(914) 425-1535****NEW TOLL-FREE
ORDER LINE**
(OUTSIDE OF N.Y. STATE)
(800) 431-2818

I. C. flattery ahead.

Home-Brew TRS-80

Russell W. Steele
611 Lynden Ave.
Grass Valley, CA 95945

It's been said that the most sincere form of flattery is to be copied. But, when the copy is far superior to the original, it's called progress.

I have a friend and co-worker, Wilbur Dammann, who admired the TRS-80 and thought he might like to have one. He is one

of those guys who can see and make improvements in almost everything, from cars to solar systems.

Several of Will's friends used the TRS-80, so he recognized its potential, as well as some limitations such as the tricky CLOAD, slow clock speed, inadequate power supply and limited expansion capability (without an expensive interface unit).

He decided the solution to his problem was to build a TRS-80




Photo 1. Interior Showing Power Supply.

1. CLK 1	49. A10
2. GND	50. NC
3. CLK 2	51. NC
4. GND	52. A3
5. LI/LII ROM SELECT	53. A15
6. RESET	54. NC
7. BUSRQ	55. NC
8. RAM SELECT (4K)	56. A1
9. RAM SELECT (8K)	57. A8
10. RESTART (NMI)	58. NC
11. SYS RESET	59. NC
12. RAM SELECT (12K)	60. A0
13. RAM SELECT (16K)	61. A13
14. MODE SELECT (64 or 32 CHR)	62. NC
15. MUX	63. NC
16. VID/KBD ENABLE	64. A9
17. RAM SELECT (20K)	65. A14
18. CAS	66. NC
19. WR	67. NC
20. RAM SELECT (24K)	68. A12
21. RAM SELECT (28K)	69. INT
22. MREQ (RAS)	70. NC
23. OUT	71. NC
24. RAM SELECT (48K)	72. A11
25. RAM SELECT (44K)	73. D4
26. RD	74. NC
27. IN	75. NC
28. RAM SELECT (40K)	76. D5
29. RAM SELECT (36K)	77. D3
30. BUSAK	78. NC
31. WAIT	79. NC
32. RAM SELECT (32K)	80. D6
33. NC	81. D7
34. IORQ	82. NC
35. NC	83. NC
36. A5	84. D1
37. NC	85. D0
38. A4	86. NC
39. NC	87. NC
40. A2	88. CLOCK SELECT
41. RFSH	89. D2
42. NC	90. NC
43. MI	91. +5 REG
44. NC	92. OVER VOLTS SENSE
45. A6	93. -5 REG
46. NC	94. +10 UNREG
47. A7	95. +12 REG
48. NC	96. +10 UNREG

Table 1. Motherboard Bus.

THOUSANDS OF COMPUTERS ARE GATHERING IN BOSTON.

The biggest and best computer show ever to be in the Boston area is ready to take place. Make sure you take it in.

Over \$50 million worth of software and hardware for business, government, home and personal use will be featured at the new Northeast Computer Show in November. Computers from \$150 to \$250,000, mini and micro computers, data- and word-processing equipment, tele-communications, office machines, peripheral equipment and services will all be on display and for sale right on the spot.

All the major names like IBM, Xerox, Radio Shack and Apple will be there. There will be conferences on business uses of small to medium sized computers, and how to make purchasing evaluations.

Plus, robots, computerized video games, computer art and computer music will entertain and educate kids, spouses and people who don't know a program from a memory disk.

It's going to be a great show for everyone. Admission for adults is only \$5. The public is

invited, and no pre-registration is necessary. Don't miss the coming of the computers. Show up for the show.

BOSTON

HYNES AUDITORIUM, PRUDENTIAL CENTER
THURSDAY-SUNDAY, NOVEMBER 20-23

11 A.M. TO 9 P.M. THURS.-SAT., 11 A.M. TO 5 P.M. SUN.

THE NORTHEAST COMPUTER SHOW

Produced by National Computer Shows, 824 Boylston Street, Chestnut Hill, MA 02167, Telephone (617) 739-2000.

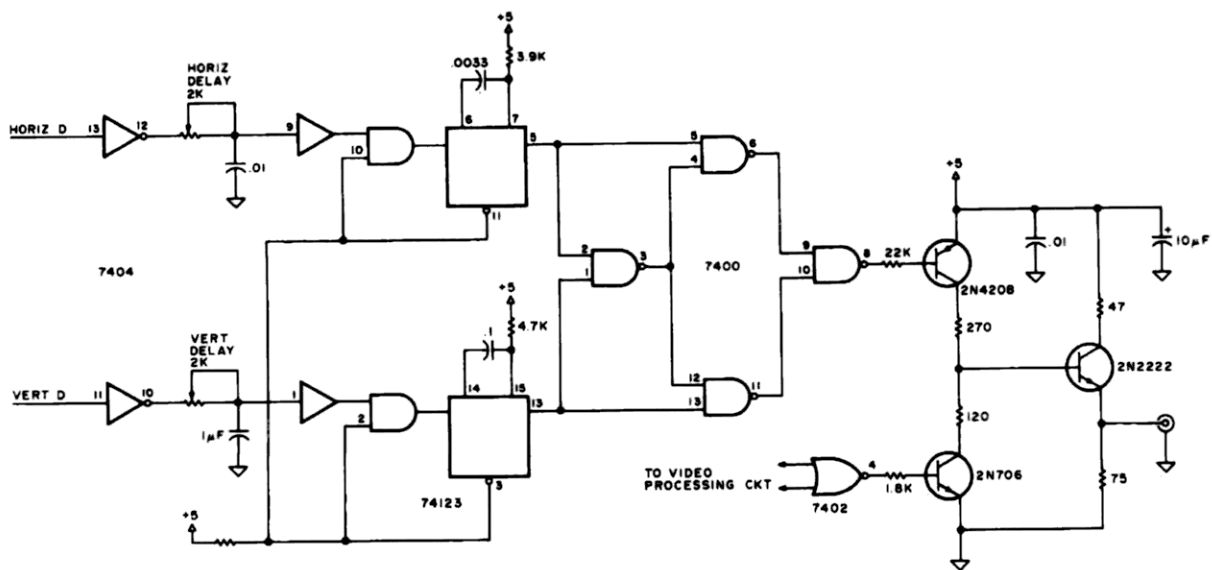


Fig. 1. Video Decode with Sync Pulse Generator and Video Output Improvement.

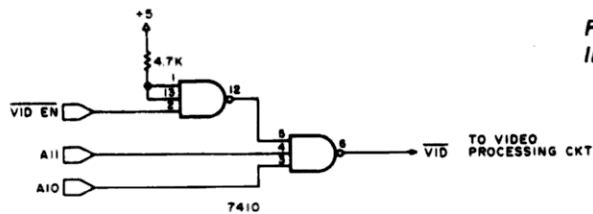
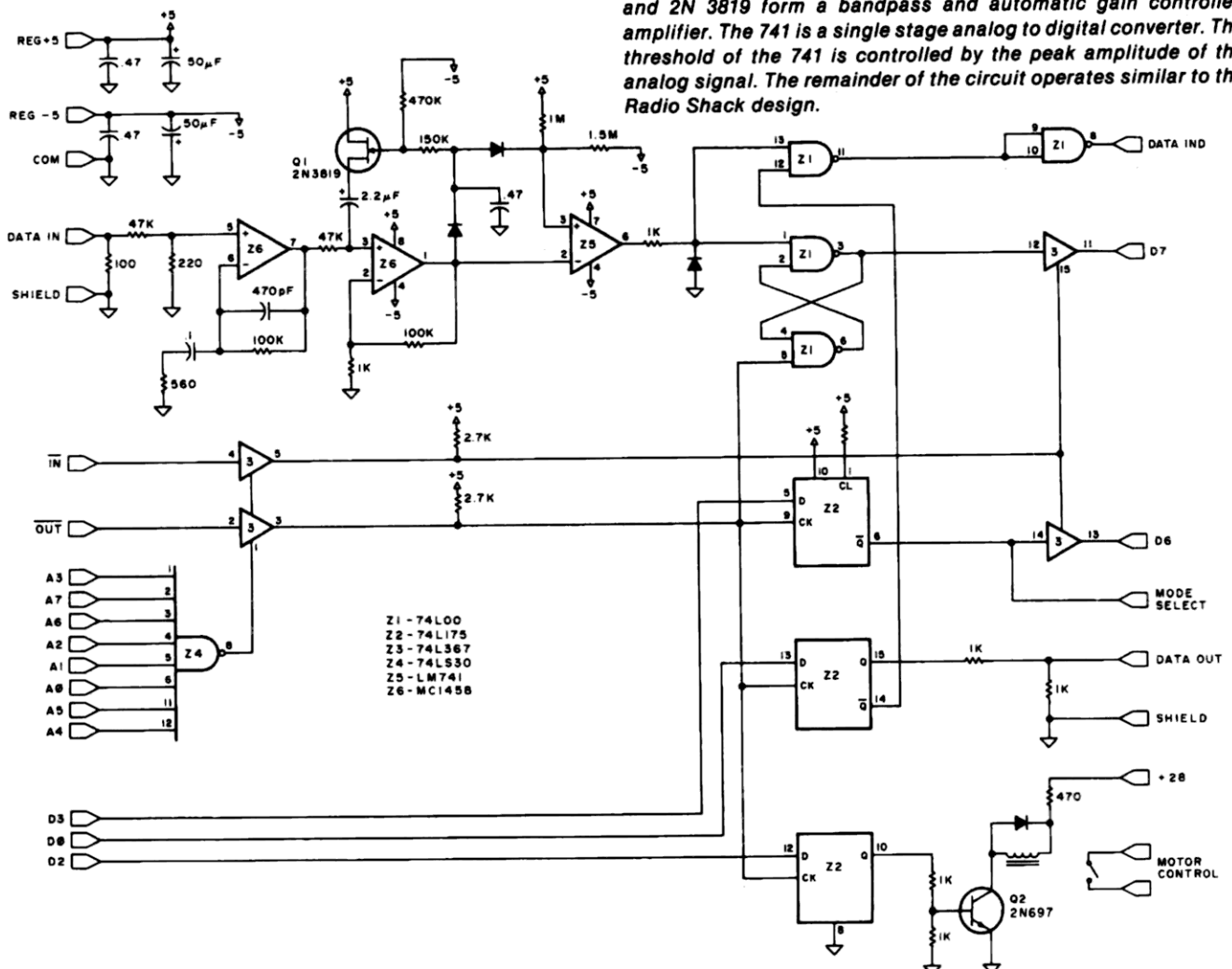


Fig. 2. This is a totally redesigned cassette I/O circuit. The MC1458 and 2N3819 form a bandpass and automatic gain controlled amplifier. The 741 is a single stage analog to digital converter. The threshold of the 741 is controlled by the peak amplitude of the analog signal. The remainder of the circuit operates similar to the Radio Shack design.



DOSPLUS 3.1

DOSPLUS VERSION 3.1 FACT SHEET

- 1) Variable length records.
- 2) Full lower case support and detection
- 3) Repeating keyboard w/debounce
- 4) Execute only protection feature for BASIC programs
- 5) Track support for 35-80 track drives
- 6) Device I/O handling (*PR, *DO, *KI)
- 7) Built-in screen printer
- 8) Multiple command chaining with "DO"
- 9) Built-in memory test
- 10) New printer driver which allows complete forms control and paging
- 11) Execute any DOS command from BASIC and return to BASIC
- 12) Free space map of diskette
- 13) Copy with variable length files
- 14) RS232 switch status and UART check
- 15) Create and pre-allocate files from DOS
- 16) Boot without re-setting clock and date
- 17) Display current time and date from DOS
- 18) New DISKDUMP sector display/modify (real-time)
- 19) New BACKUP (more reliable, no pack ID check)
- 20) New FORMAT (more reliable, no need to bulk erase disk first)

*****5 MORE UTILITIES*****

- 1) Single drive copy
- 2) Restore (dead files)
- 3) Purge (unwanted files)
- 4) Clearfile (destroy data with zeros)
- 5) Transfer (moves all files from one disk to another)

MICRO SYSTEMS SOFTWARE INC.

5846 Funston Street, Hollywood, FL 33023
(305) 983-3390

NAME _____

ADDRESS _____

STATE _____ ZIP _____

PHONE _____

ATTENTION! _____

ACCOUNT # _____

MC ☐ VISA ☐ EXP. DATE _____

MASTER DISKETTE DIRECTORY

QUANTITY _____

DOSPLUS 3.1

QUANTITY _____



Faster And More Efficient Than:

- TRSDOS
- NEWDOS +
- VTOS

DOSPLUS Uses less memory and still offers all the commands of the other major operating systems, AND some innovative and useful features of our own design. DOSPLUS is now available for the TRS - 80* Model I, II, and III

LIBRARY OF COMMANDS:

APPEND	ATTRIB	AUTO	BOOT	BUILD
CLEAR	CLOCK	COPY	CREATE	DATE
DEBUG	DEVICE	DIA	DO	DUMP
FORMS	FREE	KILL	LIB	LIST
LOAD	PAUSE	PAOT	RENAME	RS232
TIME	TRACE	VERIFY		

BUILT - IN FEATURES:

AUTOMATIC LOWERCASE
SCREEN PRINTER
KEYBOARD DEBOUNCE
REPEATING KEYBOARD

UTILITIES:

COPY 1
RESTORE (DEAD FILES)
DISK DUMP/CMD
FORMAT
TRANSFER
PURGE
CLEARFILE
BACK-UP

NEW FROM MICRO-SYSTEMS!!!

Master Diskette Directory Ver 1.1

This program will read the directories of up to 320 diskettes or 5000 files! Insert your diskette in the drive, press enter, and it works automatically to read, store, and categorize your files. No more looking through box after box of diskettes looking for those favorite programs that are "Around Here Somewhere". You can get a listing of all the files on all the diskettes. In addition, you can list them by file extension, diskette number, or program category. With master directory, you need never again worry about the frustration of not being able to locate a particular program. Master directory will search for a particular file name and give you every occurrence of that file, its size, and the diskette number that contains it.

A totally self contained, machine language program on a self-booting diskette; master directory will work equally well on single or multiple drive systems.

Dosplus - \$99.95 Master Directory - \$29.95

MICRO SYSTEMS
SOFTWARE INC.
Specializing in the Tandy Line



(305) 983-3390

5846 Funston Street
Hollywood, FL 33023

DEALER INQUIRIES INVITED

* TRS - 80 is a trademark of Tandy Corp.

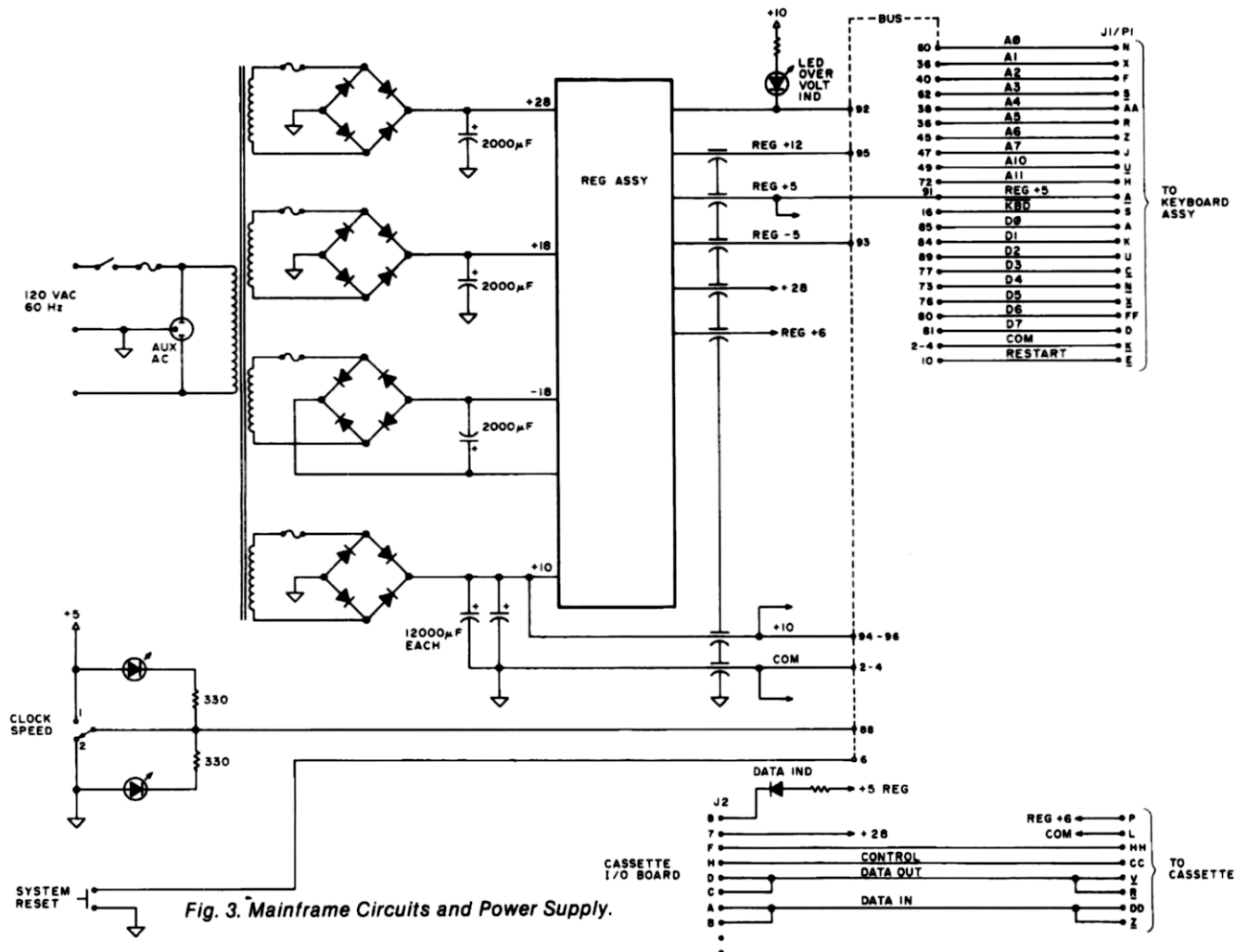


Fig. 3. Mainframe Circuits and Power Supply.

ACTION GRAPHICS

THE GREAT CRANE GAME MACHINE

16K level II \$15.00



- Speed Lightning
- Laser Warrior
- Reflexometer
- The Assistant
- Memory Mover
- Word Scramble
- Etch-A-Screen
- Breakout II
- 1/4 Mile Drag
- Tic Tac Toe
- Sub-Attack
- Calculator
- TV Pow II
- Much More...

SPECIAL

Free program with every tape order:
ML/B language converter — change
machine code to basic for cassette copies.
FREE CATALOG

✓351

The BERG WORKS
BOX 742 B
JANESVILLE, WI 53545

TRS-80

Software Efficiency

THE **VERBNOUN** SERIES

(PRICES: DISK-CASSETTE-MANUAL)

Sortfile

\$23.95-\$19.95-\$3.00

- * Internal speed: 500 records/4 secs
- * Multiple keys, of any mixture of data types and of ascend-descend directions
- * Six output options: new data file, file with selected and/or reshuffled data fields in records, two kinds of index file, or output to screen and/or printer directly
- * Needs just 1 disk and 16 K memory
- * **SEEFILE** utility included free

Utilities Pack

\$28.95-\$24.95-\$3.00

SEEFILE
CUTFILE
JOINFILE
PRINFILE
MERGFILE
SEEREC
FIXREC
ADDRAC

BOTH

✓399

\$43.95-\$39.95-\$3.00

SOFTWARE EFFICIENCY 314-063-7187
7800 Stanford Avenue, St Louis, MO 63136

Turn your Micro into an electronic and security controller with our new... TRS-80 INTERFACE



\$59.95

90 Day Warranty
Assembled & Tested;

To Order:
Send \$59.95
plus \$2.50 for
shipping and
handling
Illinois
Residents
add 6% tax)

TRS-80 Software
(Specify
Tape or Disk)
\$10 with
purchase of
Micro
Commander

COMPUTER CONTROLLED - REMOTE CONTROL

Now an inexpensive and direct carrier current interface between the TRS-80 and the BSR X-10 remote control modules. The MICRO COMMANDER X-10 modules and your computer can control your lights, appliances, motors, TV, stereo, heaters, alarms, fans, pumps, etc.

COMPUTER CONTROLLED - SECURITY

Add a new dimension to your security system. Place your home under control of your computer real time clock while you are on vacation. Add an input port to your computer and intelligence looms. With switches on doors or windows your computer can welcome guests or frighten intruders.

EASY TO USE - NO WIRES TO RUN

Total control of all X-10 modules. Utilize all 256 house and unit code combinations. Direct interface to AC power line. No command console to purchase. No sonic link. Plugs directly into TRS-80 Model I (Level II or Disk) cassette jack or any 1 bit input and 1 bit output TTL port.

MANUAL INCLUDES ALL SOFTWARE LISTINGS

The 14K basic 4 in 1 program does the following:

- Loads machine language driver.
- Simulates command console.
- Provides sequential operation.
- Utilizes real time clock for control

Complete documentation includes 8080 source listing.



INTERFACE TECHNOLOGY ✓319

P.O. Box 383, Des Plaines, IL 60017
Phone (312) 297-2265


MAGNETIC MEDIA DISTRIBUTORS ✓59

596 Taylor Way Belmont, California 94002 (415) 595-0684

Flip Sort™ DISK STORAGE SYSTEM

Keeps dust
off of disks

Built-in
plastic file
separators



Formed from
transparent
smoke colored
acrylic

50 to 60 Disk
capacity

For Mini-Disks \$34.95
For 8" Disks \$44.95

plus \$3.00 shipping for each
Flip Sort™

DEALER INQUIRIES INVITED

FLOPPY DISKS FOR ALL COMPUTERS

5 1/4" DISKETTES

Disks	1-99	100-UP
Single Side-Single Density (Certified 35 tracks)	\$ 2.85	\$ 2.60
Single Side-Double Density (Certified 40 tracks)	\$ 3.75	\$ 3.55
Double Side-Double Density (Quad Density)	\$ 4.50	\$ 4.30
Single Side-Double Density (Certified 77 tracks)	\$ 4.00	\$ 3.80

8" DISKS

Disks	1-99	100-UP
Single Side-Single Density (Soft Sector)	\$ 3.40	\$ 3.20
Single Side-Double Density (Soft Sector)	\$ 4.60	\$ 4.40
Double Side-Single Density (Soft Sector)	\$ 4.95	\$ 4.75
Double Side-Double Density (Soft Sector)	\$ 5.10	\$ 4.90

Single Side-Single Density (Hard Sector 32 hole)	\$ 3.60	\$ 3.40
Single Side-Double Density (Hard Sector 32 hole)	\$ 4.00	\$ 3.80
Single Side-Single Density (Hard Sector 32 hole) (MRX 651 compatible OD holes)	\$ 4.65	\$ 4.50

We stock VERBATIM, WABASH, KYBE, KEYLINE & ATLANTIS Disks and Diskettes at LOW, LOW, prices. Write for our mini catalogue.

VINYL DISK SLEEVES for 5 1/4 and 8" Disks	\$ 9.00	10pak
PLASTIC LIBRARY CASES 8"	\$ 4.50	5 1/4" \$ 3.50
FLOPPY SAVER (Hub Reinforcing Rings)		
5 1/4" with applying tool	\$ 14.95	pk of 25 Refills \$ 7.95
8" with applying tool	\$ 16.95	pk of 25 Refills \$ 8.95

CALL TOLL FREE TO ORDER

800 227-7362

IN CALIFORNIA 415 595-0685



CalData Systems Presents

✓294

WordMagic II

Complete WORD PROCESSING
designed specifically for
The Radio Shack TRS-80 Model II Computer

WordMagic II™ is a Word Processor designed specifically for the Radio Shack TRS-80 Model II Computer.*

FEATURES INCLUDE:

- Mailing List/Labels Generation
- Automatic Merging of Mailing Data with Text Files to create "PERSONALIZED" Form Letters
- Automatic wrap-around in text entry
- Margination, Paging, Complete Cursor Movement
- Complete Editing Commands—Insertion, Global Substitution, Overwrite, etc.
- Centering, Smooth Right, Left Justify
- Table of Contents Generation
- Automatic Page Numbering
- Variable Form Lengths
- Underlining
- Line Numbering

TRS-80 is a trademark of the Radio Shack Division of Tandy Corporation.

Requires 64K Model II, TRSDOS & BASIC (not provided with WordMagic)
Introductory Pricing: \$195.00 Manual \$20. (Cal. Res. add tax)

CalData Systems



P.O. Box 178446

San Diego, CA 92117 (714) 272-2661

*TRS-80

LV II, 16K

% STAT-BALL % Baseball Simulation



% STAT-BALL % is not an arcade type game, but a comprehensive, 3 part statistical baseball simulation package that uses real life pitcher and batter statistics to simulate game play.

During the game, 12 performance categories are computed and displayed for batters, 10 for pitchers. These stats reflect the player's game performance and will follow closely a player's actual ability. Stats may be viewed on a per game basis or kept for many games.

Agonize when your best power hitter drops a routine fly, feel the thrill of victory when he hits a deep fly over the wall. All action is described as it happens to add tension and excitement to this engrossing game.

YOU'RE THE MANAGER! Select your own lineup, make all types of substitutions, call your own strategy and live with it! Play modern, old timer, or mixed teams.

This package consists of 3 programs:

- (1) GAME
- (2) RECORDS (Sorts up to 150 players into 14 categories based on relative performance.)
- (3) WORKUP/EDIT (Establish, edit, or mix players.)

- Features include:
- Solitaire or head to head competition
 - Batters ability ratings include bunting, running, and errors.
 - Pitcher tiring factor
 - 3 offensive and defensive strategy options.
 - Full 25 man rosters
 - Printer option (32 chr/in or more)
 - Top quality tape
 - Detailed instructions
 - FREE 79" Pirates and Orioles for series replay

For prompt, 1st class delivery send \$25.00 check or money order to:

J.L.S. SOFTWARE ✓315
P.O. Box 10385
Chicago, Illinois 60610

(We pay shipping and handling)

(*Trademark, TANDY CORP.)

PACKAGE DEAL OF THE MONTH #14

10 DISKETTES AND A DISK LIBRARY PRGRM.

We'd like to introduce you to a new line of soft sector, 5 1/4 inch diskettes for the TRS-80. They're manufactured by Nashua, the same company who's been servicing mainframe computers for years! We've have been testing them for over 3 months with error free results.

DEAL #14 This package contains 1 box (10) of Nashua diskettes, plus on one of your diskettes you will find our powerful **DISKLIB** program. This exciting utility is so practical it automatically reads disk directories and creates a master file of your programs. It prints a master listing to make finding programs easier.

DISKETTES	\$29.95
DISKLIB	\$12.95
TOTAL LIST PRICE	\$42.90
less DEAL #14	\$12.95
TOTAL SAVINGS	\$12.95

☐ Yes, I'll Save \$12.95 (circle one) CASH / COD / MC / VISA

NAME _____
ADDRESS _____
CITY, ST, ZIP _____
CHARGE CARD # _____ EXP. _____

THE ALTERNATE SOURCE
1806 ADA STREET
LANSING, MI 48910
517/485-0344
517/487-3358

SPECIAL FOR DOS OWNERS

compatible system from the ground up, improving, where he could, on the TRS-80 design.

Initial Circuit Design

Shortly after he became interested in the TRS-80, Will obtained a copy of its schematic. A few weeks later Radio Shack published the *TRS-80 Technical Reference Manual*. With both a schematic and technical data, the design advanced rapidly.

Will modified the clock circuit to select the CPU processing speed and improved the stability of the video display. He redesigned the CLOAD/CSAVE circuits, the systems control circuits and power supply. He added provisions for both Level I and II BASIC.

Schematics for the video sync, cassette input/output and power supply circuits are shown in Figs. 1, 2, 3 and 4.

Other modifications and design changes were made to reduce the number of parts to take advantage of those he had on hand and to improve performance.

One of Will's goals was to build as much of his system as possible from a bottomless junk box of electronic parts which he has collected over the years. Those parts he did buy (character generator, graphics generator, Level I and II ROM and assorted chips) came from Radio Shack. The CPU was purchased from an advertiser in the back of this magazine. All of the memory except for the video memory came from friends who kept their 4K chips when they upgraded to 16K.

Physical Layout

Will wanted a bus-oriented system which could be expanded as his needs and capabilities grew.

In approaching the layout problem, he grouped specific functions into blocks of processing, memory, video and input/output. Each function was assigned to a 5 by 7 PC board. To keep each function an integral block, he devised a series of piggyback boards for those circuits that could not be fit on the single 5 by 7 board. Each card

was provided with its own 5-volt regulator and supplied 10 volts from a common power bus.

After juggling the circuit sub-modules until he found the best fit, Will's basic design evolved into a processor board, ROM board, RAM board(s), video board and cassette board.

The processor board includes the CPU, clock and first divider chain, and the reset functions. The ROM board has provisions for both Level I and II ROMs, plus the address decoder circuits for up to 48K of RAM. The current RAM boards, with plug-in assembly, are designed to hold two sets of 16-pin dynamic RAM chips. There is room on the motherboard for additional RAM boards with memory up to 48K.

The video board holds the video divider chain, multiplexer and video memory. A plug-in assembly holds the character/graphics generator, sync circuits and video output. The cas-

sette I/O board is built on a smaller 7 by 3 board, but is compatible with the bus structure.

Each printed circuit card is designed to plug into a 96-pin motherboard. The motherboard is built with double-sided PC board with alternate traces on

opposite sides of the board. Fig. 5 shows how the 96-pin sockets were soldered to the board.

The bus structure is shown in Table 1. There is ample room on the motherboard for expansion.

Future expansion will include a parallel/serial I/O board, disk




Photo 2. The Complete System.

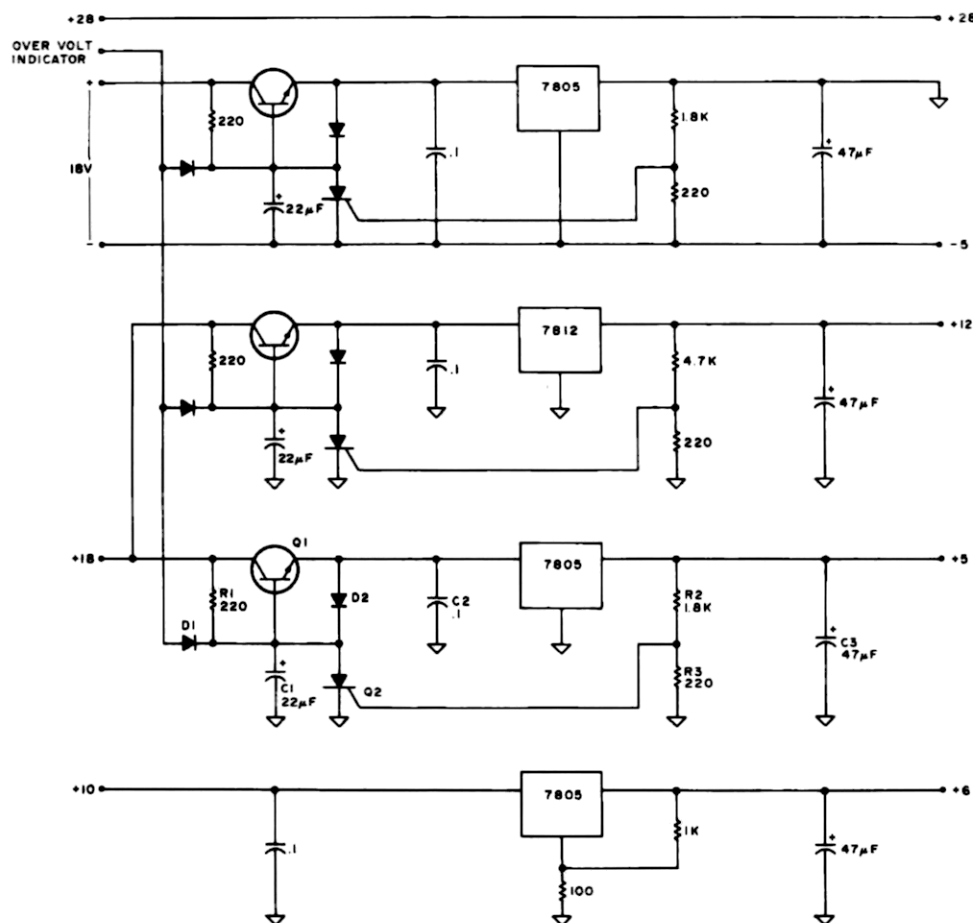


Fig. 4. Mainframe and Circuit Board Regulators Assembly. The regulator circuits use a unique over-voltage protection circuit. The transistor, SCR and resistors R2 and R3 are the principal components in the overvoltage protection scheme. The transistor, R1 and C1 form a dynamic filter.

controller, A/D converter and of course, more memory. The circuit diagrams for each of the basic modules are shown in Figs. 6 through 9.

Will totally redesigned the power supply and incorporated it into the system. His primary power supply was built on the main chassis to provide unregulated 10 volts for the bus in addition to the regulated +12 volts and -5 volts required by dynamic RAM memory.

Each regulated voltage source has a unique dynamic filtering and overvoltage protection circuit. They shut down the power to the circuit by turning off Q1 and illuminating an overvoltage LED indicator on the front panel. (The schematic for this circuit is included as Fig. 4.) This is not a crowbar circuit that

could blow a fuse, but an electronic control of the overvoltage condition. Transistor Q1, resistor R1 and capacitor C1 also provide the dynamic filtering.

In addition to the power supplied to the bus, a regulated six volts is provided to the tape recorder. By operating the recorder on regulated six volts, the voltage fluctuations caused by the recorder being switched on and off are eliminated. The possibility of 60-cycle hum creeping into the recorder is also reduced.

To provide power for future control functions and provide more reliable tape recorder relay operations, a +28-volt DC source was included as part of the power supply. A single transformer with all the necessary voltages was not available, so

Will rewound an old one.

As you can see in Photo 1, the primary power supply fits neatly into the case. A small fan was installed to provide enough cooling for reliable operation.

Construction

Will carefully drew each PC

board circuit on tracing paper, using black ink for the top PC traces and red for the bottom PC traces. Each diagram was carefully checked and a circle made to indicate an IC connection, discrete component connection or a connection that passed through to the other side of the

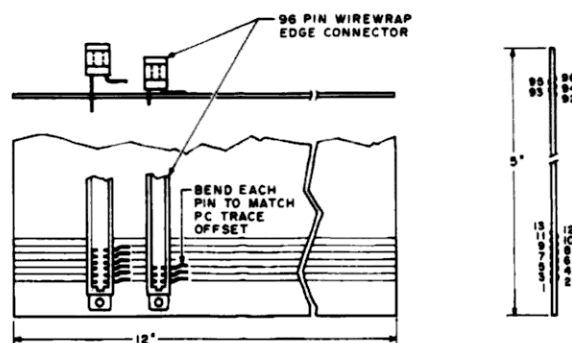
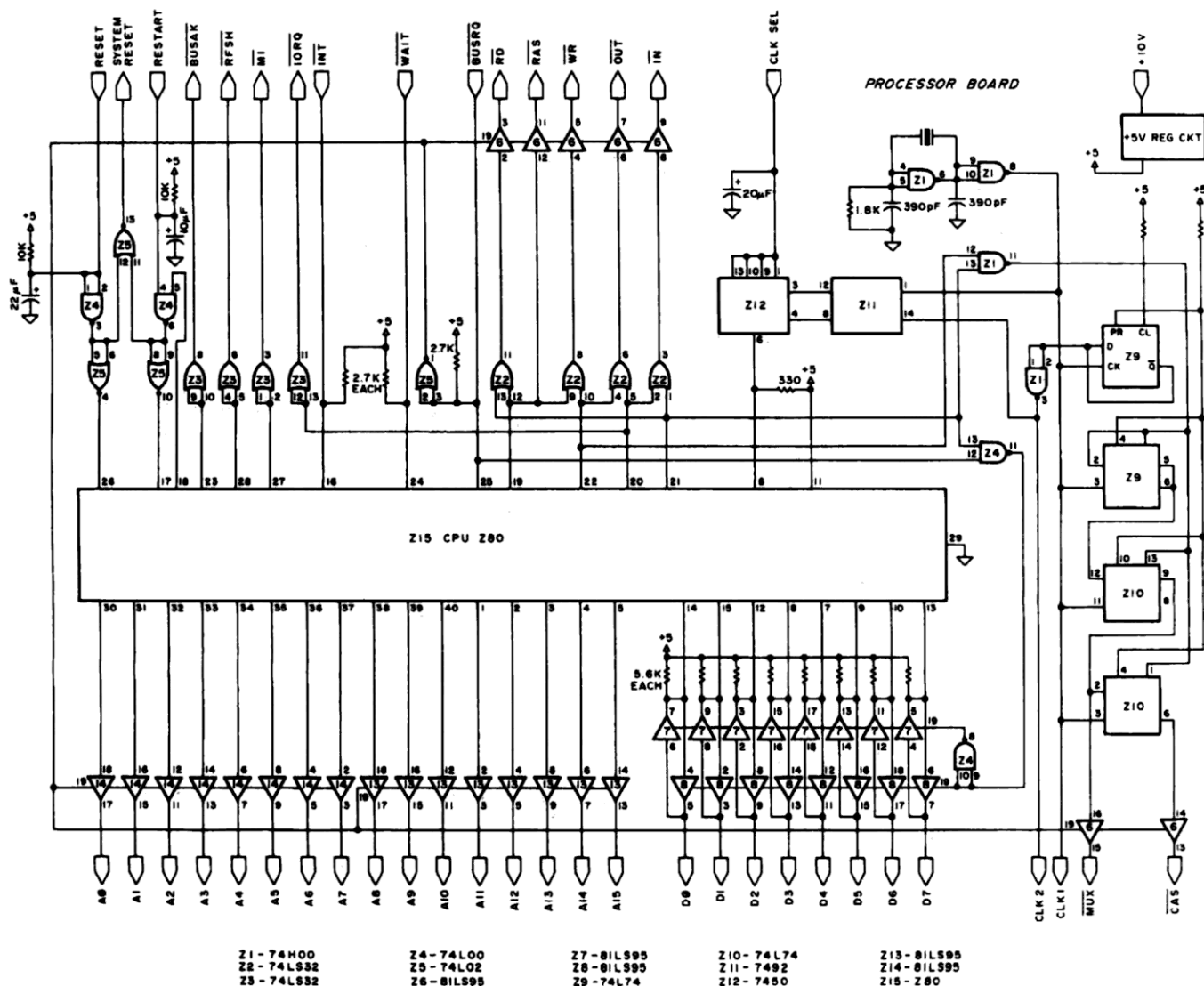


Fig. 5. Details of Mother Board Construction.



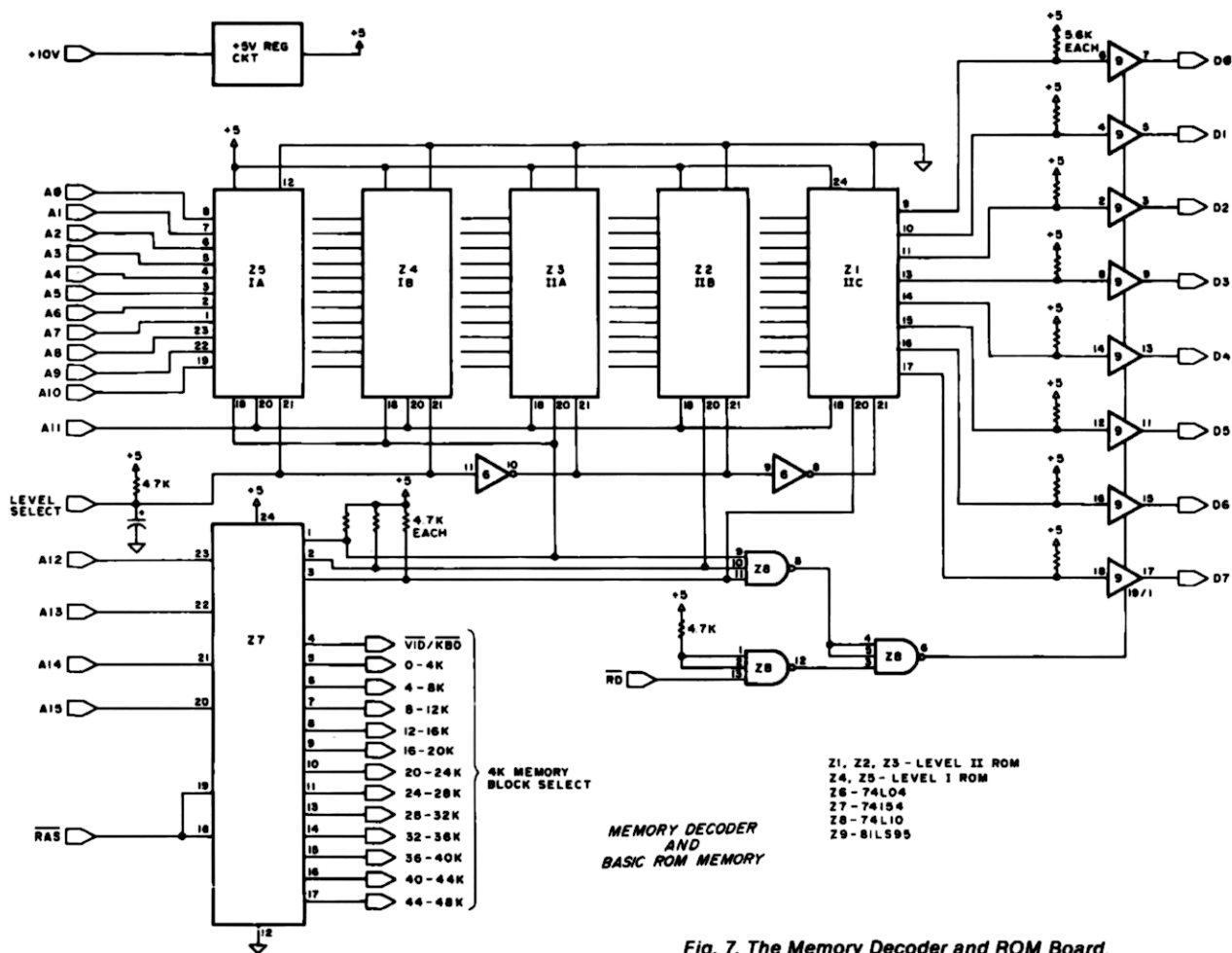


Fig. 7. The Memory Decoder and ROM Board.

NOT FOR PROGRAMMERS ONLY

S & M Systems, Inc. introduces the first non-programmers system available for NEWDOS-80.

PROGRAM-80 allows you to define your own information file, make additions, changes and deletions... **without any programming!** This system costs only \$99.00 and provides the capability of data collection, updating and printed reports. Also included is our machine language NEWSORT-80 which will allow you to sort your data files in any order you require.

Call S & M Systems today at (617) 373-1599 and order PROGRAM-80 today!

"Let us put your system to work for you!"

S&M SYSTEMS, INC.

P.O. Box 1225
2 Washington Street
Haverhill, Massachusetts 01830



Have computer, will travel. Executive Computer System Carrying Cases.

- Makes your microcomputer truly portable.
- Protects your equipment: locking latches limit access.
- Rugged black vinyl with metal corners outside.
- Protective foam rubber, black velveteen covered, inside.
- Computer can be operated without removing from case.
- And cases are custom designed for full systems.

Apple® Executive Case holds:

- Apple microcomputer.
- 9" Sanyo monitor.
- 2 disk drives.
- Power strip.
- 2 boxes diskettes.
- Manuals.
- Dimensions: 28" x 21" x 10 1/2".
- Weight: 17 pounds.
- Price: \$179

TRS-80** Executive Case holds:

- TRS-80 Microcomputer.
- Expansion interface.
- 2 disk drives.
- Power strip.
- 2 boxes diskettes.
- Manuals.
- Dimensions: 28" x 21 1/2" x 8 1/2".
- Weight: 17 pounds.
- Price: \$179

Terms: FOB Los Angeles - Master Charge, Visa or check with order. Allow 3-4 weeks for delivery.


*Registered, Apple Computers, Inc.

**Registered Trademark, Tandy Corporation.

COMPUTER TEXTile

10960 Wilshire Blvd. Suite 1504
Los Angeles, CA 90024

(213) 477-2196



Introducing a new line of cases and power supplies (with or without disk drives!)

The choice is yours

Whether you need professional-looking cases and power supplies for your present hardware or complete disk drive packages, call A.M. Electronics. We manufacture a complete line of affordable, high-quality and *readily-available* disk drive components to expand your TRS-80™ system.

Disk drive enclosures

All of our disk drive enclosure products feature:

- One year power supply guarantee. Each unit is 100% tested, regulated and fused.
- Optimum top-and-bottom venting for improved convection cooling and lower operating temperatures.
- Excellent RF interference shielding. Steel covers come with lustrous dark grey finish to complement your TRS-80™ hardware.
- Built-in provisions for optional extender cable (5' only).

Complete disk drive packages

Our complete disk drive packages feature proven MPI and Siemens drives and are designed to meet all your storage requirements. As with everything we sell, A.M. Electronics tests each drive for 100% reliability prior to shipment.

Manufacturer-direct savings

When you order from us, you buy directly from the manufacturer. There are no "middlemen" between us and our customers, so you'll realize significant savings like these:

™TRS-80 is a trademark of Tandy Corp.

COMPLETE DISK DRIVE PACKAGES

5¼-Inch drives

40-track MPI 51 w/case, power supply & extender cable	\$350
80-track MPI 91 w/case, power supply & extender cable	560
Dual MPI 51's w/dual case, power supply & extender cables	650
Dual MPI 91's w/dual case, power supply & extender cables	1070

SPECIAL OFFER! 8-Inch drives for Model I or II

Single Siemens drive w/case & power supply	695
NEW! Dual Siemens drives w/dual case & power supply	1240

(90 day limited warranty on disk drives)

CASES AND POWER SUPPLIES

5¼-Inch enclosures

Single drive unit case & power supply	\$85
Dual drive unit case & power supply	120

(Extender cables are \$15 each extra)

8-Inch enclosures

Single drive unit case & power supply	150
NEW! Dual drive unit case & power supply	250

Attention dealers, OEM's & distributors

Having trouble finding cases and power supplies for your disk drives? Call us for details on our attractive pricing and immediate product availability.



The power behind the drives®

A.M. ELECTRONICS, INC.

3366 Washtenaw Avenue
Ann Arbor, Michigan 48104
(313) 973-2312

✓ 452



Visit our retail showroom for a "hands on" look at our wide selection of TRS-80™ hardware, software and peripherals.
See A.M. Electronics, Inc. at the Computer Shows in Chicago, Oct. 16-19 and in Boston, Nov. 20-23.

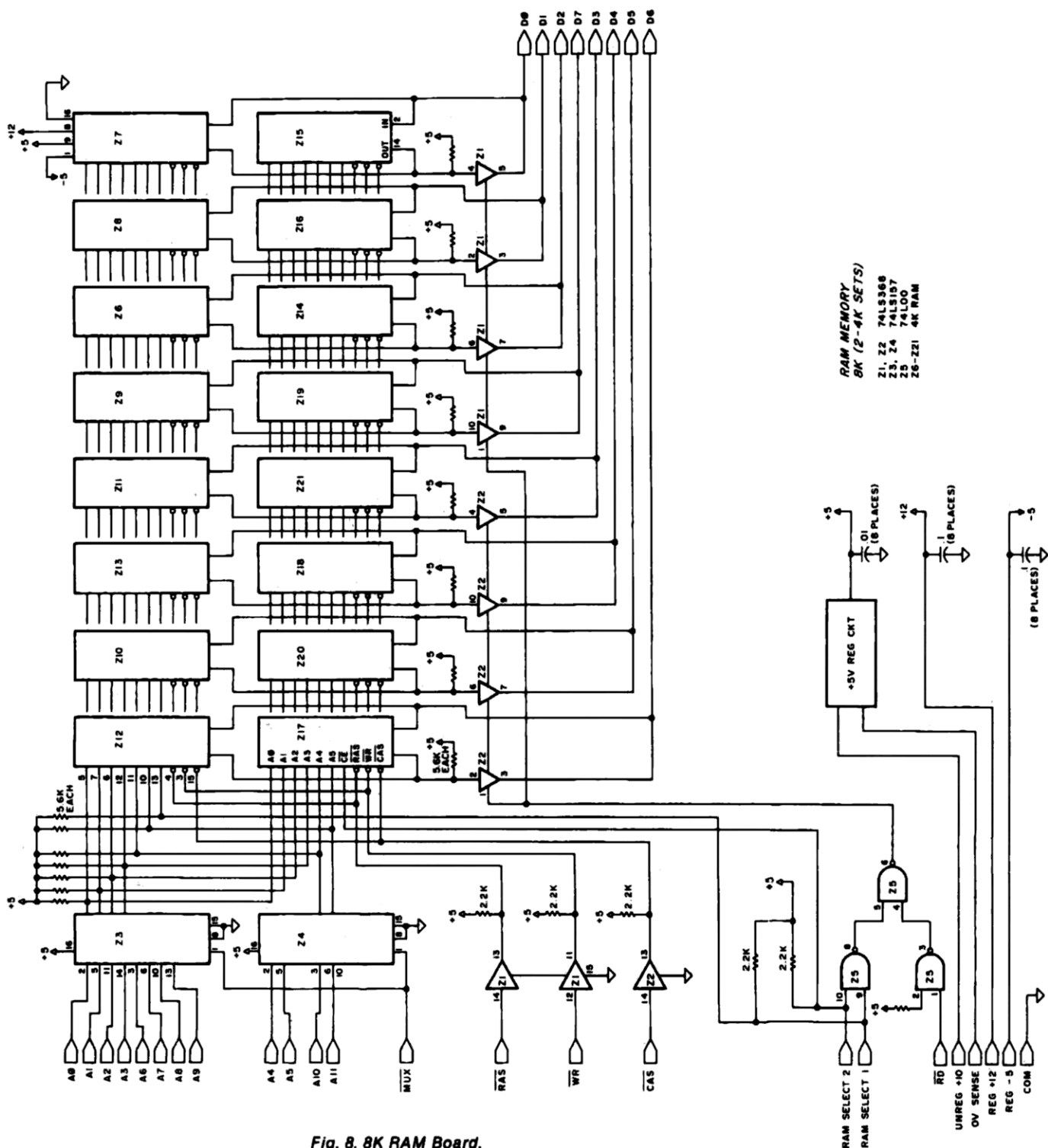


Fig. 8. 8K RAM Board.

board.

Next, Will pasted the diagram to a double-sided PC board with rubber cement and drilled holes in it with a dental tool. The holes would be a guide for drawing on the PC traces with waterproof ink.

The copper was scrubbed clean before drawing the PC traces.

Problems with ordinary draft-

ing pens developed because the waterproof ink dissolved their plastic parts. Will devised an all-metal mechanical pen to draw the traces.

Once the circuits were drawn on the copper boards, they were etched in ferric chloride. Next the cards were washed and the copper traces tinned with a hot soldering iron.

Parts mounting was typical

for PC boards, except at points where parts passed through the board. Without through-hole plating, it's necessary to solder the leads on both sides of the board.

The only other exception to normal construction practices was the building and installing the piggy-back boards. Gold-plated cable-conductor-pins were soldered into the appropri-

ate address, data and control lines.

Memory Boards and Keyboard

After the memory boards were installed and checked out, Will experienced a number of program glitches. Tracking down the problem, he discovered individual memory bits were modified at random. Running a memory test tape pro-



**OPAMP/
TECHNICAL
BOOKS**

**FEATURING:
ADDISON WESLEY**

Knuth set-5% off

BOOKS ON:
BASIC • MICROS
PASCAL • CHESS
COBOL • IBM
DATA • FORTRAN
ROBOTICS • RPG
JCL • APL • ETC.

**SOFTWARE FOR:
TRS-80**
(largest selection anywhere)

APPLE Utility
PET Business
KIM Games
EXIDY

DISK - 5 1/4"

Dysan ... **\$44.95** Box of 10
SOFT Verbatim ... **\$29.95** Box of 10

DISK 8"

Dysan **\$39.95** Box of 10
SOFT Verbatim... **\$34.95** Box of 10



(213) 464-4322



1033 N. SYCAMORE, LOS ANGELES, CA 90038 ✓ 480
1 Blk. E. of La Brea, 1/2 Blk. S. of Santa Monica Blvd.
Hours: 9:30 A.M. - 5:30 P.M. Monday thru Saturday

Send for FREE Catalog

**\$2.00
COUPON**

Worth \$2.
on any purchase

one per customer
good 'til **6/31/81**

TRS-80™ Compatible "carbonless" Continuous Statements

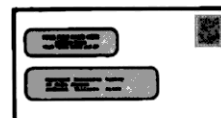
**small
quantities,
low prices,
fast delivery**

Order as few as 500
statements imprinted with
your firm name and address.

Only \$27⁹⁵

NEBS 9062 Statements are
software compatible with
the TRS-80, Model 1, Level
II, Accounts Receivable
package #26-1555.

TRS-80 is a Trade Mark of the Radio Shack
Co., Subsidiary of the Tandy Corp.



SPEED COLLECTIONS
Product 772 DU-O-VUE® Envelope
(3" x 6 1/2") eliminates
envelope addressing.

Product 9062 — Size 6"x 8 1/2" detached. Prices include your firm
name, address and phone in top section, plus your name only in
lower section. Printed in black ink. Available in single (white) or
duplicate (white, canary) continuous sets.

QUANTITY	SINGLE Product 9062-1	DUPLICATE Product 9062-2	Product 772 DU-O-VUE® Envelopes
10,000	\$192.00	\$355.00	\$138.00
6,000	128.00	228.00	92.00
4,000	99.00	169.00	64.50
2,000	59.00	99.00	36.25
1,000	38.75	61.00	20.75
500	27.95	39.95	12.25

ORDER TODAY! MONEY-BACK GUARANTEE.
FAST SERVICE BY MAIL or PHONE TOLL FREE 1 + 800-225-9550
(Mass. residents 1 + 800-922-8560). It is our policy to ship within
6 working days following our receipt of your order.

Please ship: Date _____ 19____ **CODE 460**

_____ **9062-1 STATEMENTS (Single)**

_____ **9062-2 STATEMENTS (Duplicate)**

_____ **772 DU-O-VUE® Envelopes**

_____ **Information on continuous checks and other computer forms.**

HEADING TO BE PRINTED ON FORMS: (Please type or print)

STREET _____

CITY and STATE _____ ZIP _____

PHONE _____

AUTHORIZED SIGNATURE _____
If you wish us to BILL and SHIP differently from above please indicate.

**Nebs
Computer Forms**

✓ 194 78 Hollis Street, Groton, Mass. 01450
A division of New England Business Service, Inc.

CHICATRUG News

Chicago TRS-80™ Users Group

12 Issues For Only \$12.00

*All The TRS-80™ News You Need
When You Need It*

Now In Our 3rd Year Of
Continuous Publication

One Of The Oldest
TRS-80™ Newsletters
Still In Circulation

— Featuring —

- Applications • Product Reviews •
- Machine Language Tutorials •
- And Much More •

Call: 312-782-9750

Write For Free Sample:

Chicatrug News ✓ 459
c/o EBG & Associates
203 N. Wabash Av
Chicago, IL 60601

* TRS-80™ is a Trademark of Tandy Corp.

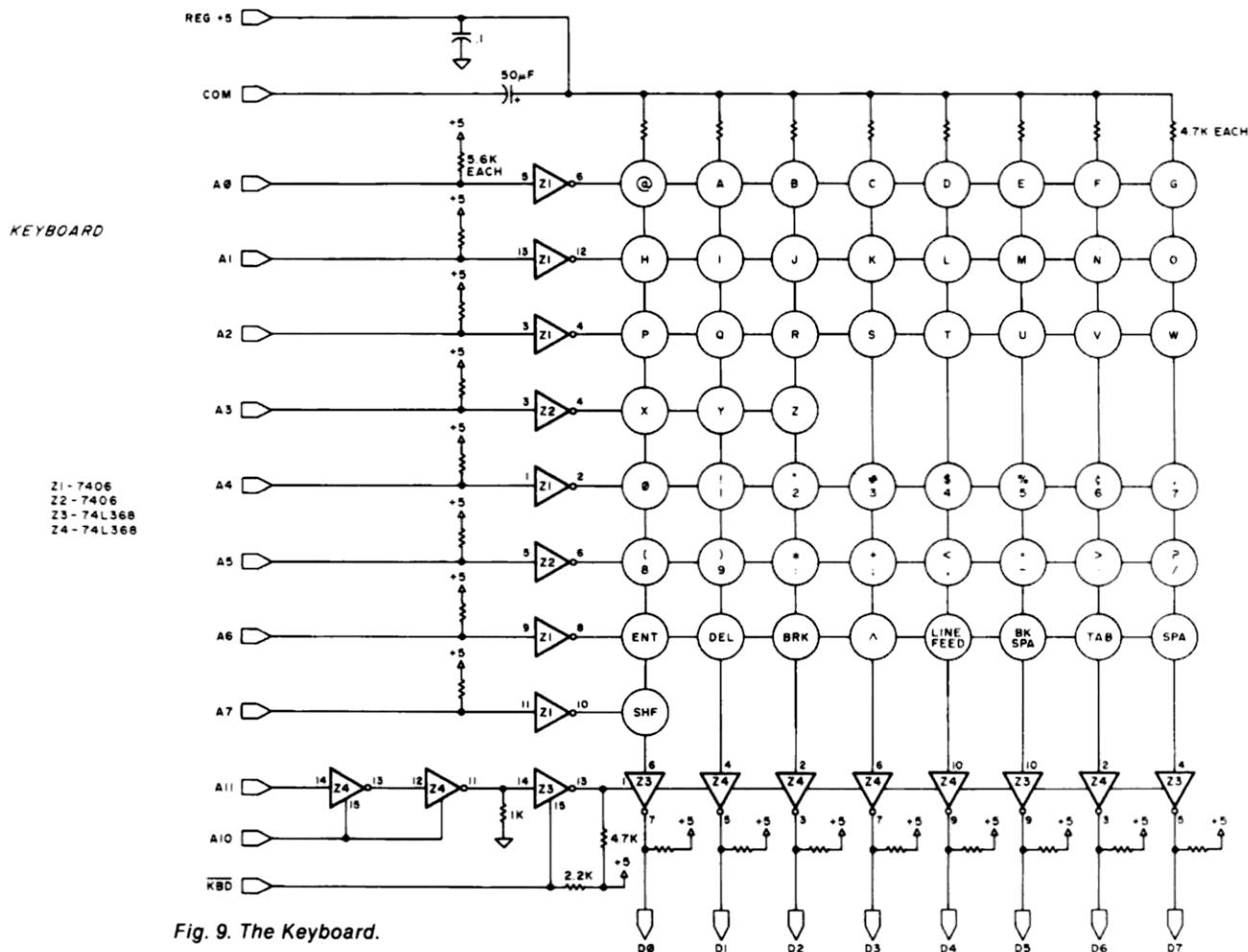


Fig. 9. The Keyboard.

Turn your Micro into an electronic and security controller with our new... TRS-80 INTERFACE



\$59.95

90 Day Warranty
Assembled & Tested;

To Order:
Send \$59.95
plus \$2.50 for
shipping and
handling
Illinois
Residents
add 6% tax)

TRS-80 Soft-
ware (Specify
Tape or Disk)
\$10 with
purchase of
Micro
Commander

COMPUTER CONTROLLED - REMOTE CONTROL
Now an inexpensive and direct carrier current interface between the TRS-80 and the BSR X-10 remote control modules. The MICRO COMMANDER X-10 modules and your computer can control your lights, appliances, motors, TV, stereo, heaters, alarms, fans, pumps, etc.

COMPUTER CONTROLLED - SECURITY
Add a new dimension to your security system. Place your home under control of your computer real time clock while you are on vacation. Add an input port to your computer and intelligence looms. With switches on doors or windows your computer can welcome guests or frighten intruders.

EASY TO USE - NO WIRES TO RUN
Total control of all X-10 modules. Utilize all 256 house and unit code combinations. Direct interface to AC power line. No command console to purchase. No sonic link. Plugs directly into TRS-80 Model I (Level II or Disk) cassette jack or any 1 bit input and 1 bit output TTL port.

MANUAL INCLUDES ALL SOFTWARE LISTINGS

The 14K basic 4 in 1 program does the following:
Loads machine language driver.
Simulates command console.
Provides sequential operation.
Utilizes real time clock for control
Complete documentation includes 8080 source listing.

INTERFACE TECHNOLOGY ✓ 319

P.O. Box 383, Des Plaines, IL 60017
Phone (312) 297-2265

250 PROGRAMS!

65 Page
Software
Catalog

That's how many are included in our Fall/Winter catalog, and are in stock and ready to ship. We represent all of the major TRS-80 Software Vendors (Instant Software, The Bottom Shelf, Softside, Small Business Systems Group, and many more) — Over 50 Vendors represented in our product line. We believe we have the most complete selection of software for the TRS-80 — all priced at manufacturer's prices from \$7.95 to \$99.95. Business, home, games, education, programmer's utilities. **COMPLETE** program descriptions.

**SEND FOR OUR FREE ✓ 470
65 PAGE CATALOG TODAY!**

MICRO COMPUTER SYSTEMS
3104 EAST SHADOWLAWN, N.E.
ATLANTA, GA. 30305

MODEL II DISASSEMBLER PACKAGE

INCLUDES:

1. Disassembler-II
2. Hex memory dump program
3. ASCII memory dump program
4. Documentation

Dump memory using the HEX MEMORY DUMP program. Annotate obvious non-Z80 code areas on the hex dump print-out. Next run the ASCII MEMORY DUMP program several times using various bit options (fully explained in documentation). Review these ASCII printouts and annotate the hex printout with areas that are English intelligible. Now run DISASSEMBLER-II. Viola! Now you have it! Learn all about TRSDOS, BASIC, DEBUG or any other machine code program in RAM. All programs in the disassembler package can be initiated and/or terminated at any memory location (0000 - FFFF).

Documentation includes information concerning memory locations for printer parameters. You will learn how to initialize the printer from BASIC without the nuisance entries required by the TRSDOS FORMS command. In fact, this package provides a basic tool which could allow you to master your TRS-80, MODEL II. Package price—\$49.95. Personal checks, money orders or certified checks. No bank cards.

**QUALITY PRODUCTS
FROM**

NORTHWEST MICRO SOLUTIONS, INC. ✓ 472

P.O. BOX 23384 • PORTLAND, OR 97223 • (503) 620-9832

duced inconclusive results, as the error location moved or disappeared.

When the piggyback board was removed, the memory check results were fine. After exchanging chips and putting the piggyback chip set on the main board, another memory check also showed good results.

It was mysterious. The problem seemed to be similar to the memory problems some TRS-80 users were having with the 32K and 48K memory in the expansion interface. Will solved the problem by putting pull-up resistors on the memory output data lines and the address lines coming from multiplexers Z3 and Z4 in Fig. 8.

Will's original keyboard was taken from a key-punch machine and modified extensively. After much labor he abandoned the keyboard because its momentary contact switches would not work with a text editor or any application where a repeat function was required.

Will replaced it with a 63-key unencoded keyboard from Jameco. This keyboard, shown in Photo 2, has given excellent service so far, with few key-bounce problems.

Will modified the Jameco keyboard so that a blank key is used to disable the cassette remote control, rather than a separate switch on the console.

Video Display and Cassette I/O

The video display is a converted nine-inch Panasonic black and white TV set. Will stripped the TV set of all non-essential parts, such as the tuners, IF strips and demodulation circuits. He redesigned the video input circuit to improve the character definition and to accept the standard video signal coming from the computer. The resulting video is much sharper than the standard TRS-80 display.

Will's redesigned CSAVE/CLOAD circuits have been a boon for his friends who own

TRS-80s. Whenever one of us encounters a hard-to-load tape, we ask him to load it on his machine to make a new copy.

His home brew 80 can load tapes that none of the other machines will accept, and his output is exceptionally sharp. Will's cassette I/O circuit is shown in Fig. 2. Note the field effect transistor in the second op amp stage. This transistor automatically sets the amplifier gain, presenting a constant amplitude signal to the following stages.

The decoding circuit is built around the MC1458 rather than the LM 3900 used in the TRS-80. The LM 3900 proved to be unstable under high current conditions. When the last stage of the LM 3900 was saturated, it disrupted the operation of the first and second stages. The end result was a fluctuating, unstable signal.

Since Will did not like the location or operation of the reset switches on the TRS-80, he designed a system restart. It

performs the same function as the TRS-80 reset located in the expansion interface port. He added a separate system reset.

The reset function is a true system reset, similar to the TRS-80 power up reset. However, power is never removed from the system. The reset clears the memory and returns you to the MEMORY SIZE? or READY prompt.

Summary

I'm not recommending that everyone should build his own 80. Will drew on years of experience as a technician and invested hundreds of hours in his lab to get some of the circuits to operate correctly. In the process, he increased his knowledge and understanding of digital circuits and his friends learned more about their TRS-80s as the work progressed.

In the final analysis, Will's computer is not a TRS-80, but rather a TRS-80 compatible system, loosely based on the Radio Shack design. ■

Omikron's Mapper + NEWDOS/80 8" Drives for the TRS-80

NEWDOS/80 is Apparat's latest upgrade to NEWDOS. Features include variable length records, chaining, and drivers specifically configured for Omikron's MAPPER II. \$150.

MAPPER II adapts the TRS-80 to run both 5" and 8" drives. With NEWDOS/80, storage is increased to 300K per 8" drive. \$99 plus \$10 per cable connector.

MAPPER I adapts the TRS-80 to run the vast library of CP/M software as well as the TRS-80 software. All Lifeboat Software may be ordered for the MAPPER I. All MAPPER I CP/M software is compatible with the CP/M for the Model II. With MAPPER II and 8" drives, the Model I becomes disk compatible with the Model II.

Standard features include lower case support, serial and parallel printer drivers, and an addressable cursor. MAPPER I is supplied with complete utilities including a memory test, a disk test, a copy program, and a proprietary program for converting TRS-DOS files to CP/M files. \$199.

WORD PROCESSING—MAPPER I supports professional word processors like the Magic Wand and Word Star (see reviews in June 80 Kilobaud). Omikron's implementation includes a blinking cursor, auto repeat, shift lock, debouncing, and an input buffer that eliminates missed characters. Magic Wand super discount price \$299.

FIELD PROVEN DESIGNS—After one year of MAPPER production, Omikron has established an impeccable reputation for reliability, integrity, and user support. Omikron's customers include the US Government, major corporations, universities, medical doctors, and professionals in all fields.

SYSTEMS—Omikron sells complete systems featuring Model II compatible Shugart disk drives. Call for prices and delivery.

FOREIGN ORDERS must include full payment in US funds plus \$25 for air shipping and handling.

See reviews in July 80 and August 80 BYTE By Jerry Pournelle.



A close look at using arrays around the house.

Of Two Dimensional Arrays

R. L. Conhaim
1329 Stanley Avenue
Dayton, OH 45404

When I opened my utility bill the other day, I wasn't prepared for a surprise. The previous month's weather was mild, so neither the furnace nor the air conditioner ran very much. Surprise was not exactly my reaction. Anger and frustration were more appropriate descriptions. The bill was three times as high as the previous month's.

By the time I calmed down, I realized that a previous meter reading had been grossly in error—in my favor—and my current bill was merely playing catch-up. Too bad I hadn't put my TRS-80 to use keeping track of those bills. I could have learned a lot.

Utility Bill Program

Necessity is also the mother of programs, to paraphrase an old saw, so I proceeded immediately to outline what I wanted a utility bill program to do.

Basically I wanted comparisons: this month with last, this year with last, accumulated year-to-date information about

both units of energy and cost, a monthly cost-per-unit comparison so I could see what was happening to rates.

This kind of information could also give me an idea of how well my conservation efforts were working. Did insulating the basement really do anything economically sound? And, when I went around the house turning off lights, was I really accomplishing anything more than annoying the rest of the family?

I also wanted to develop a basic array which I could use for a variety of things. The program which resulted was a straightforward exercise in BASIC, except for a few sallies into uncharted waters. Among these you're-on-your-own objectives were: to include calculated data along with input data in the array, print a single column or a single row and line up data which varied in length so the array would be easy to read.

While I was about it, I investigated mixing string with numeric data. This turned out to be sticky, and required more experimentation than any of the other areas of investigation. None of my books gave much information on these areas, but reason, patience and dumb luck pointed the way.

I needed a couple of two-di-

T H I S Y E A R					
MONTH	UNITS	COST	CUM UNITS	CUM COST	COST PER UNIT
1	925	43.03	925	43.03	.0465189
2	613	31.98	1538	75.01	.0521697
3	678	35.61	2216	110.62	.0525221
4	580	31.62	2796	142.24	.0545173
5	762	39.05	3558	181.29	.0512467
6	1129	50.25	4687	231.54	.0445084
7	1209	53.73	5896	285.27	.0444417
8	282	17.74	6178	303.01	.0629078
9	548	29.87	6726	332.88	.0545073
10	514	28.78	7240	361.66	.0559922
11	2045	79.57	9285	441.23	.0389095
END OF DATA					

L A S T Y E A R					
MONTH	UNITS	COST	CUM UNITS	CUM COST	COST PER UNIT
1	0	0	0	0	0
2	0	0	0	0	0
3	0	0	0	0	0
4	0	0	0	0	0
5	602	27.39	602	27.39	.0454983
6	1485	53.44	2087	80.83	.0359865
7	1663	62.91	3750	143.74	.0378292
8	1494	58.02	5244	201.76	.0388353
9	1452	58.57	6696	260.33	.0403375
10	645	32.88	7341	293.21	.0509768
11	743	36.62	8084	329.83	.0492867
12	853	39.57	8937	369.4	.0463892
END OF DATA					

Example 1. Comparison of Utility Bill Arrays

```

READY
>RUN

```

T H I S Y E A R					
MONTH	UNITS	COST	CUM UNITS	CUM COST	COST PER UNIT
7	1209	53.73	0	0	.0444417

L A S T Y E A R					
MONTH	UNITS	COST	CUM UNITS	CUM COST	COST PER UNIT
7	1663	62.91	0	0	.0378292

COMPARISONS ARE FOR MONTH 7
CURRENT USAGE IS 454 UNITS OR 27.3001 % LESS THAN LAST YEAR
CURRENT COST IS \$ 9.18 OR 14.5923 % LESS THAN LAST YEAR
READY

Example 2. Comparison of a Single Month

mensional arrays—one for the current year's information and one for the previous year. The string arrays which defined the names of the months were integrated with their numeric counterparts. By using a menu I could choose between entering new data or examining the arrays. Additionally, at the end of the array printing, I could make provisions for comparing any given current month with its previous year counterpart, showing unit and percentage differences.

Using data statements and reading them into the program turned out to be the best method of feeding information to the arrays, because data statements became part of the program and were retained by it.

The string array for the names of the months caused several headaches. It wound up inside the numeric array printing loop (lines 520 through 570). Every time I tried to separate the string from the numeric arrays, I got a syntax error where no error seemed to exist. Using the TRON technique of tracing the progress of a program, I determined that the error was caused when the program attempted to read data that wasn't there.

The numeric arrays were slightly unusual in that only two of the five columns were input to the program. The other three were calculated. That meant reading only two columns of numeric data, but printing five. The last three columns were calculated for the current year's array in lines 580 through 600 and 630 through 650. I identified both the input data and the calculated data by X-Y coordinates. The rows comprised the X axis and the columns made up the Y axis. So, for printing you could identify any data item by row and column, identify a single row or identify a single column.

When I first experimented with this program I did not have data for some months of the previous year. To keep the arrays working properly, I entered zeros as data. This caused a further problem in calculating the cost per unit column because the program attempted to divide by zero—a no-no which caused a /0 error. To keep this error from

gumming up the works I included an ON ERROR GOTO statement at line 100.

It is best to leave this statement out until you have debugged the program because with it, any type of error will cause the program to jump immediately to READY.

A Closer Look

Lines 240 through 280 provide instructions for inputting data to the program. The line number to be used, and the order in which data is to be typed is provided by these instructions. The program then reverts back to the menu. If you then select "2," you will get a readout of both arrays and, should you want it, a comparison of like months in the two years.

Lines 300 and 310 print the table headings. Data for the current year is entered in lines 380 through 490. Note that data is provided in our example for only January and February of the current year. We have reserved lines 400 through 490 for ensuing months. This is not essential unless you plan to use a renumbering program. The simplest way of reserving these lines is with the apostrophe, the abbreviation for REM.

Line 360 for the numeric array and line 550 for the string array keep execution in order when all data is not available for the entire year.

The printing program for the first array (the current year) starts on line 500 and continues through line 670. The statement in line 610 now calls for five columns, not just the two we read. This handles the printing of the calculated numeric data. The continuation statement in line 710 stops the display after the first array, if you are displaying rather than printing. For printing, you won't need this line.

To keep the columns left-justified TAB(X) is used in line 660. The value of X is set by line 510 and altered in line 620. Each time a column is printed, ten is added to the value of X.

The second array is set up and printed in lines 740 through 1080. The monthly comparisons are programmed in lines 1100 through 1500. Note that a month



- IMPROVE IMAGE CONTRAST
- REDUCE EYE FATIGUE
- ENHANCE SCREEN LEGIBILITY
- PROVIDE A MORE PLEASING DISPLAY
- GIVE A DISTINCTIVE PROFESSIONAL LOOK TO YOUR SYSTEM

The GREEN SCREEN is custom molded to fit nicely over the picture tube. It ingeniously mounts in seconds with INVISIBLE DOUBLEFACED TAPE

CALL: (212) 296-5916

or send \$12.50 + \$2 S&H



T=BUSS 202

BUS EXTENDER FOR TRS 80° LIKE HAVING 5 EDGE connectors

TO KEYBOARD OR EXPANSION INT. (screen printer port) TO ACCESSORIES



\$80 +\$2s&h

in stock

ALL GOLD PLATED CONTACTS

• INTERFACER 2 \$90

+\$3 s&h

16 channel I/O module, 8 inputs, 8 outputs, 2 relays, 2 opto-isolated inputs. Very easy to use with BASIC. Extensive user's manual included. Sold worldwide for over a year with cable, connector, power supply

• ANALOG 80 \$140

plus \$2 shipping and handling

8 channel ANALOG TO DIGITAL converter. Anything that can be electrically measured can be interfaced to your TRS-80 - voltage, current, temperature, pressure, light level, No assembly language needed.

(212) 296-5916
ALPHA product co.

85-71, 79th St., Woodhaven, N.Y. 11421 210

SAVE \$ ON COMPUTER RIBBONS
FOR YOUR

TRS-80®

FROM RAC COMPUTER PRODUCTS

	QTY.	PRICE	DOZ.	SAVINGS
LINE PRINTERS 1, 2, OR 4				
CENTRONICS 730, 737, 739	1-24	4.69	56.28	19.52
	25-UP	3.69	44.28	31.52
LINE PRINTER 1, 2, or 4	1	17.95	—	4.00
CARTRIDGE TYPE	2-12	16.95	203.40	60.00
CENTRONICS	13-UP	14.95	179.40	84.00

FOR CREDIT CARD ORDERS

VISA MASTER-CARD

CALL TOLL FREE 1-800-423-2915
EXT. 200

CALIF. RES. 1-800-272-3900 EXT. 200
OR SEND CHECK OR

MONEY ORDER TO:

✓ 460
RAC COMPUTER PRODUCTS, MO. DIV.
6467 VAN NUYS BLVD.
SUITE 237
VAN NUYS, CALIFORNIA 91401

** CALIFORNIA RES. PLEASE ADD SALES TAX
© TRS-80 IS A REGISTERED TRADEMARK OF
TANDY CORP.

LOST SHIP ADVENTURE



Floating lazily in the balmy South Sea waters is a mystery ship. She's rigged and ready for a voyage to an unknown destination. Where did the Ghost ship come from? Where will it take you? Is she an old Pirate taking you to gold and glory or a Flying Dutchman dooming you to eternal wandering. Armed with Scuba gear and a bold wit only the bravest or most foolhardy may attempt the LOST SHIP ADVENTURE.

TAPE \$14.95

DISK \$19.95

PO Box 66
Peterboro, NH 03458
PH (603) 924-6065

The
Programmer's
Guild

identifier, N, (1350 and 1450) is required to compute the data. When item 2 of the menu is selected, there is no request for a month, so N is inserted in 1300. The month to be compared is determined by 1280 through 1300.

It is possible, of course to select a month for which there is no current data. To handle that situation the latest month for which there is data is identified in line 690. If the month selected is more than that, line 1290 prints out a not-available statement (line 1520).

When a month has been selected for comparison, the data is printed. This is done in lines 1330 through 1500, after restoring the read capability in line 1270. After the data have been printed, comparisons are made in lines 1100 through 1220. The

absolute values (ABS) are compared to prevent any printout of minus signs.

Other Applications

The arrays set up in this program can be used for electricity, gas, or water with no change other than writing line 120 to suit the application. In the printed headings we have used general terms such as units rather than KWHR or CuFt.

You can also use the two-dimensional arrays for keeping track of income tax deductions, medical costs, insurance payments, or breakdowns of the household budget.

One final word. In order to retain new data as you add data statements, don't forget to CSAVE the entire program after each group of inputs. ■

Program Listing 1. BASIC Two-dimensional Array

```

500 CLEAR 100
600 DIM UT(12,6)
700 DIM LY(12,6)
800 DIM MS(12)
900 DIM NS(12)
1000 ON ERROR GOTO 1310
1100 CLS
1200 LPRINT "ELECTRICAL USAGE AND COST":LPRINT
1300 INPUT "ENTER PRESENT CALENDAR YEAR":CY
1400 PRINT TAB(24);"UTILITY BILL WATCHER"
1500 PRINT TAB(20);"1.ENTER NEW BILL INFORMATION"
1600 PRINT TAB(20);"2.EXAMINE DATA TABLES"
1700 INPUT"PLEASE SELECT 1 OR 2":M
1800 IF M = 1 GOTO 200
1900 IF M=2 GOTO 300
2000 INPUT "WHAT MONTH (NUMBER)":N
2100 IF N > 12 PRINT "INCORRECT ENTRY":GOTO 170
2200 LET D = (N * 10) + 370
2300 CLS:PRINT:PRINT
2400 PRINT "DELETE 'END' FROM LINE 570. THEN ADD NEW MONTH, COMMA, AND 'END' TO 570."
2500 PRINT "ENTER NEW DATA AT LINE ";D;" IN FORMAT - LINE NUMBER,THE WORD 'DATA' UNITS USED, COST, 13 WITH COMMAS AS INDICATED."
2600 PRINT "USE '13' AT END OF CURRENT MONTH ONLY - BUT NOT ON DECEMBER."
2700 PRINT "DELETE '13' FROM PREVIOUS LINE, IF USED"
2800 PRINT "FINALLY, TYPE GOTO 140"
2900 STOP
3000 LPRINT TAB(30);"CUM";TAB(40);"CUM";TAB(51);"COST PER"
3100 LPRINT "MONTH";TAB(10);"UNITS";TAB(20);"COST";TAB(30);"UNITS";TAB(40)"COST";TAB(53);"UNIT"
3200 LPRINT TAB(20);CY;" DATA"
3300 FOR ROW = 1 TO 12
3400 FOR COL = 1 TO 2
3500 READ UT(ROW,COL)
3600 IF UT(ROW,1) = 13 GOTO 500
3700 NEXT COL,ROW
3800 DATA 784,42.04
3900 DATA 836,44.08,13
4000 '
4100 '
4200 '
4300 '
4400 '
4500 '
4600 '
4700 '
4800 '
4900 '
5000 FOR ROW = 1 TO 12
5100 X = 10
5200 FOR Q = 1 TO 12
5300 READ MS(Q)
5400 IF M = 3 GOTO 1330
5500 IF MS(Q) = "END" GOTO 600

```

Program continues

IT'S HERE!!!

Level IV's ULTRA DOS and SUPER BASIC

by Vernon B. Hester

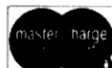
\$89⁹⁵ Introductory Offer
\$119⁹⁵ Regular

LEVEL IV PRODUCTS, INC. ^{✓14}

32238 Schoolcraft Road, Suite F4 • Livonia, MI 48154

313-525-6200 Outside Michigan call 1-800-521-3305

Please add \$2.50 for shipping and handling.
COD add another \$1.25 plus 25% deposit;
balance certified check or cash.



Dealers Orders Welcome

Open Tues. thru Sat. 11-7 E.S.T.

TRS-80 SOFTWARE AUTHORS

LEVEL IV PRODUCTS

The Nation's largest publisher and distributor of products for the TRS-80* computer is expanding its software line, and you are invited to submit your works in machine readable form, with complete instructions for loading and running, for review—sorry no Level I.

If selected for publishing, we offer:

- 1) Proven marketing know how.
- 2) National advertising.
- 3) Listing in our catalog, 20,000 plus circulation.
- 4) Professional handling of, documentation & duplication.
- 5) Monthly royalties payment.

Nancy L. Longwell V.P.Gen. Mgr.

LEVEL IV PRODUCTS INC.
32238 SCHOOLCRAFT, SUITE F-4
LIVONIA, MICHIGAN 48150
(313) 525-6200

HARDWARE & SOFTWARE DEALERS

LEVEL IV PRODUCTS

The Nation's largest publisher and distributor of products for the TRS-80* computer is expanding its dealer network, you or your co. could be the LEVEL IV dealer for your area with over 300 fast moving, high profit items for your customers.

Mail your request (on co. letterhead, or include \$10 cash, check, or money order) for Dealer Application and Information Package to:

Nancy L. Longwell V.P.Gen. Mgr.

LEVEL IV PRODUCTS INC.
32238 SCHOOLCRAFT, SUITE F-4
LIVONIA, MICHIGAN 48150
(313) 525-6200

* trademark of Tandy Inc.

TRS-80***MULTI-TASKING OPERATING SYSTEM***TRS-80^(R)

TRUE TIMESHARING WITHIN A TRS - 80

ADDS A NEW DIMENSION TO YOUR MODEL I SYSTEM

The first system utility to allow TWO USERS or programs to operate independently in a TRS-80.

• • • • •

- TSHARE V 1.2 is an interrupt driven executive which patches itself to NEWDOS or TRSDOS.
- Allows TRS-80 to be interfaced to a second terminal thus providing for an additional operating user in your EXPANDED SYSTEM. Additionally, a printer can be used to service both users.
- SIMPLEX mode for non serial-port users. Requires only a printer as the second "screen". Jobs share the keyboard under user control and detach to run separately but simultaneously. This mode allows non - interrupt driven timesharing.
- CONFIGURE allows segmenting of available memory above 7600 HEX in any proportion between the two users. Selects communication mode and port type for second terminal.
- Options for parallel port, RS232, TRS232, and HUH as the connection for your second terminal. All software drivers are included.
- Communicate between USERS or PROGRAMS using peek and poke. The experienced programmer can now create a new generation of multi - terminal operated games or business software.
- Execute BASIC or MACHINE LANGUAGE. Full use of disks. Requires 32K plus one disk drive.

INTRODUCTORY OFFER on easy loading 5 1/4 diskette

Full Documentation

\$89

*California residents add 6% tax.

COMSOFT ✓ 204
1124 N. Brand Blvd.
Suite 201
Glendale, California 91202
213/649-0369



TRS-80, TRSDOS tm Radio Shack/Tandy Corp.
NEWDOS tm Apparat, Inc.
TRS232 tm Small System Software
HUH tm HUH Electronics

The Micromatic 80, a step ahead for your TRS-80™ and other microprocessors.



The Micromatic 80 is a TTL based interface unit designed to integrate the popular Radio Shack TRS-80®, and many other processors with parallel Centronics™ compatible output, to the IBM manufactured Selectric™ terminal.

- Used IBM Selectric terminals are cleaned and functionally checked before shipping.
- 90 day warranty on interface only.
- No software required.
- \$795. plus \$25. for packing and handling.
- TRS-80 to Centronics cable \$29.00.
- Mail or phone orders accepted.
- Certified Check, Money Order.



Write or call for Free Brochure

(317) 299-8614

The MICROMATIC Corporation

5747 W. 85th Street • Indianapolis, Indiana 46278

✓ 425

PROgrammer for programmers

Level II Basic is great, but it can be better — with PROgrammer. This utility package includes:

- Renumber
- Pack
- Append
- Move

and more! Take the drudgery out of writing programs, and give your programs the professional look without hours of extra effort — with PROgrammer.

PROgrammer is available on cassette for \$25. Specify a 16, 32, or 48 K version when ordering. California residents add 6% sales tax.

ALSO AVAILABLE: Merge, copy, and identify your system tapes with the **System Tape Utility**. Displays the file name, low address, high address, length, and entry point for each tape. \$12 on cassette. ✓ 241

Rational Software

963 East California Blvd.
Pasadena, California 91106

```

560 LPRINT M$(Q);TAB(10)
570 DATA JAN,FEB,END
580 SK = SK + UT(ROW,1)
590 SC = SC + UT(ROW,2)
600 CK = UT(ROW,2)/UT(ROW,1)
610 FOR COL = 1 TO 5
620 X = X + 10
630 UT(ROW,3) = SK
640 UT(ROW,4) = SC
650 UT(ROW,5) = CK
660 LPRINT UT(ROW,COL);TAB(X);
670 NEXT COL:LPRINT:NEXT ROW
680 LPRINT "END OF";CY;"DATA"
690 R = ROW
700 E = 0
710 INPUT "TO CONTINUE PRESS ENTER";E
720 PY = CY - 1
730 IF E = 0 GOTO 740
740 LPRINT TAB(20);PY;" DATA"
750 FOR ROW = 1 TO 12
760 FOR COL = 1 TO 2
770 READ LY(ROW,COL)
780 NEXT COL,ROW
790 DATA 925,43.03
800 DATA 613,31.98
810 DATA 678,35.61
820 DATA 588,31.62
830 DATA 762,39.05
840 DATA 1129,50.25
850 DATA 1209,53.73
860 DATA 282,17.74
870 DATA 548,29.87
880 DATA 514,28.78
890 DATA 2045,79.57
900 DATA 628,34.96
910 FOR ROW = 1 TO 12
920 FOR Q = 1 TO 12
930 X = 10
940 READ N$(Q)
950 IF M = 3 GOTO 1440
960 LPRINT N$(Q);TAB(10)
970 DATA JAN,FEB,MAR,APR,MAY,JUNE,JULY,AUG,SEPT,OCT,NOV,DEC
980 IF LY(ROW,1) = 0 GOTO 1020
990 SL = SL + LY(ROW,1)
1000 SD = SD + LY(ROW,2)
1010 CM = LY(ROW,2)/LY(ROW,1)
1020 FOR COL = 1 TO 5
1030 X = X + 10
1040 LY(ROW,3) = SL
1050 LY(ROW,4) = SD
1060 LY(ROW,5) = CM
1070 LPRINT LY(ROW,COL);TAB(X);
1080 NEXT COL:LPRINT:NEXT ROW
1090 IF M=3 GOTO 1100ELSE 1250
1100 A1 = LY(N,1) - UT(N,1)
1110 IF UT(N,1) < LY(N,1) A$ = "LESS" ELSE A$ = "MORE"
1120 A2 = A1/LY(N,1) * 100
1130 A2 = INT((A2+.005)*100)/100
1140 LPRINT "COMPARISONS ARE FOR ";M$(N)
1150 LPRINT CY;"USAGE IS ";ABS(A1);" UNITS";" OR";ABS(A2);"% " A$;" THAN";PY
1160 A3 = LY(N,2) - UT(N,2)
1170 A3 = INT((A3+.005)*100)/100
1180 IF UT(N,2) < LY(N,2) B$ = "LESS" ELSE B$ = "MORE"
1190 A4 = A3/LY(N,2) * 100
1200 A4 = INT((A4+.005)*100)/100
1210 PRINT
1220 LPRINT CY;"COST IS $"; ABS(A3);" OR";ABS(A4);"% " B$;" THAN";PY
1230 INPUT "DO YOU WANT ANOTHER COMPARISON (Y/N)";C$
1240 IF C$ = "N" GOTO 1320ELSE 1270
1250 INPUT "DO YOU WISH A MONTHLY COMPARISON (Y/N)";Y1$
1260 IF Y1$ = "N" GOTO 1320ELSE 1270
1270 RESTORE
1280 INPUT "WHAT MONTH (NUMBER)";P
1290 IF P > R-1 GOTO 1520ELSE 1300
1300 N = P: M = 3: GOTO 320
1310 RESUME 1320
1320 END
1330 IF M$(Q) = "END" GOTO 1350
1340 NEXT Q
1350 LPRINT M$(N);TAB(10)
1360 UT(N,5) = UT(N,2)/UT(N,1)
1370 X = 10
1380 FOR COL = 1 TO 5
1390 X = X + 10
1400 LPRINT UT(N,COL);TAB(X);
1410 NEXT COL:LPRINT
1420 GOTO 720
1430 X = 10
1440 NEXT Q
1450 LPRINT N$(N);TAB(10)
1460 LY(N,5) = LY(N,2)/LY(N,1)
1470 FOR COL = 1 TO 5
1480 X = X + 10
1490 LPRINT LY(N,COL);TAB(X);
1500 NEXT COL:LPRINT
1510 GOTO 1100
1520 PRINT CY;"DATA NOT YET AVAILABLE FOR MONTH SELECT ED": GOTO 1230

```

MARK GORDON COMPUTERS

DIVISION OF MARK GORDON ASSOCIATES, INC.

P.O. Box 77, Charlestown, MA 02129

(617) 491-7505

✓ 270

COMPUTERS

Level-II 4K System.....	529.00
Level-II 16K System.....	659.00
Model-II 64K System.....	3499.00

DISK DRIVES

40 Track 5 1/4 inch drive.....	319.00
77 Track 5 1/4 inch drive.....	549.00
4 Disk Drive Cable.....	39.00

PRINTERS

Centronics 730.....	599.00
Centronics 779-2.....	799.00
Centronics 737.....	849.00
Comprint 912p.....	599.00
Integral Data 440G.....	999.00
NEC 5510 w tractor.....	2679.00
Okidata Microline 80.....	599.00

MISC HARDWARE

Expansion int. TRS-80(Ok).....	249.00
Novation Cat modem.....	159.00
16K Memory Kit.....	49.00
Leedex Monitor.....	109.00
Printer Cable for above.....	49.00
ISO-2 Isolator.....	54.00
AC LINE FILTER.....	24.00

STORAGE MEDIA

Verbatim-box 10-5 1/4.....	25.00
Memorex-box 10-5 1/4.....	22.00
Plastic Storage Box.....	5.00

OPERATING SYSTEMS

NEWDOS by APPARAT INC.....	49.00
NEWDOS+ by APPARAT INC.....	99.00
MMS FORTH DISKETTE-PRIMER.....	79.95

DISKETTE TRS-80*

BUSINESS SOFTWARE BY SBSG

Free enhancements and upgrades to registered owners for the cost of media and mailing. 30 day free telephone support. User reference on request.

Fully Interactive Accounting Package. General Ledger. Accounts Payable. Accounts Receivable and Payroll. Report Generating.	
Complete Package (requires 3 or 4 drives)	\$475.00
Individual Modules (requires 2 or 3 drives)	\$125.00
Inventory II: (requires 2 or 3 drives)	\$ 99.00
Mailing List Name & Address II (requires 2 drives)	\$129.00
Intelligent Terminal System ST-80 III:	\$150.00
The Electric Pencil from Michael Shrayar	\$150.00
File Management System:	\$ 49.00

FINE PRINT

TRS-80 is a Tandy Corporation trademark. Use of above operating systems may require the use of Radio Shack TRS-DOS. Radio Shack equipment subject to the will and whim of Radio Shack.

ORDERING INFORMATION

We accept Visa and Mastercharge. We will ship C.O.D. certified check or money orders only. Massachusetts residents add 5 percent sales tax.

To order call toll-free 1-800-343-5206

For information call 617-491-7505

The Company cannot be liable for pictorial or typographical inaccuracies.

NEWDOS/80®

DOUBLE-ZAP/II™

Unleash your **NEWDOS/80®** power into double density!

Double-Zap is a disk program which zaps **NEWDOS/80®** for double density operation when used in conjunction with the **PERCOM DOUBLER™**.

Double-Zap will completely zap on a one or two drive diskette, it will run single and double density, mix and match.

After Double-Zap has run, you will get an extra 64,000 + bytes on the original diskette including the original programs from **NEWDOS/80®**.

Double-Zap will read any single density **TRSDOS®**, **NEWDOS®** or **VTOS** files and convert them to double density. Double-Zap is the **ONLY** double density conversion for **NEWDOS/80®** authorized by PERCOM DATA to be used with the **PERCOM DOUBLER™**. Requires 32k RAM \$49.95

Software Etc . . .
1839 Chamberlain Drive
Carrollton, Texas 75007.
Phone Orders: (214) 492-0515



Software Etc . . .
1839 Chamberlain Drive
Carrollton, Texas 75007.
Phone Orders: (214) 492-0515

✓ 42

Unleash your **VTOS 4.0®** power into double density!
Double-Zap is a disk program which zaps **VTOS 4.0®** for double density operation when used with the **PERCOM DOUBLER™**.
Double-Zap will completely zap on a one or two drive diskette, it will run single and double density, mix and match.
After Double-Zap has run, you will get an extra 64,000 + bytes on the original diskette including the original programs from **VTOS 4.0®**.
Double-Zap will read any single density **TRSDOS®**, **NEWDOS®** or **VTOS** files and convert them to double density. Double-Zap is the **ONLY** double density conversion for **VTOS 4.0®** authorized by PERCOM DATA to be used with the **PERCOM DOUBLER™**. Requires 32k RAM \$49.95

DOUBLE-ZAP/II

VTOS 4.0®

Apparat, Inc.
introduces

NEWDOS/80

For the 80's —
an enhanced NEWDOS
for your TRS-80™
Model 1.



Apparat, Inc., announces the most powerful Disk Operating System for the TRS-80®. It has been designed for the sophisticated user and professional programmer who demands the ultimate in disk operating systems.

NEWDOS/80 is not meant to replace the present version of NEWDOS 2.1 which satisfies most users, but is a carefully planned upward enhancement, which significantly extends NEWDOS 2.1's capabilities. This new member to the Apparat NEWDOS' family is upward compatible with present NEWDOS 2.1 and is supplied on Diskette, complete with enhanced NEWDOS + utility programs and documentation. Some of the NEWDOS/80 features are:

- New BASIC commands that supports files with variable record lengths up to 4095 Bytes long.
- Mix or match disk drives. Supports any track count from 18 to 80. Use

35, 40 or 77 track 5" mini disks drives or 8" disk drives, or any combination.

- A security boot-up for BASIC or machine code application programs. User never sees "DOS READY" or ">READY" and is unable to "BREAK", clear screen, or issue any direct BASIC statement including "LIST".
- New editing commands that allow program lines to be deleted from one location and moved to another or to allow the duplication of a program line with the deletion of the original.
- Enhanced and improved RENUMBER that allows relocation of subroutines.
- Powerful chaining commands.
- Print Spooler.
- DFG function; simultaneous striking of the D, F and G keys will allow the user to enter a mini-DOS to perform some DOS commands without disturbing the resident program. (e.g. dir while in scripsit.)

- Upward compatible with NEWDOS 2.1 and TRSDOS 2.3.
- Includes machine language Superzap/80 and all Apparat 2.1 utilities.
- Enter debug any time by pressing 123 keys. Also allows disk I/O.
- Diskette "Purge" command.
- Specifiable system options (limited sysgen type commands).
- Increased directory capacity.
- Copy by file commands.

NEWDOS/80 with all of the NEWDOS + utility programs, many of which have been enhanced, is priced at just \$149.00 and is available at most TRS-80 dealers.

As with 2.1, NEWDOS/80 relies on the TRSDOS and Disk Basic Reference Manual published by Radio Shack. NEWDOS/80 documentation supports its enhancements and upgrades only.

✓ 264
 Apparat, Inc.

 MICROCOMPUTER
TECHNOLOGY
INCORPORATED ✓ 28



TO PURCHASE NEWDOS/80, COMPLETE AND MAIL TO:

Apparat, Inc. — OR — Microcomputer Technology, Inc.
4401 S. Tamarac Parkway 3304 W. MacArthur Blvd.
Denver, CO 80237 Santa Ana, CA 92704
303/758-7275 303/741-1778 714/979-9923

☐ Check ☐ Money Order ☐ Master Charge ☐ Visa
Card No. _____ Expiration Date _____
Calo. residents add 6.5% sales tax. Cal. residents add 6% sales tax.
Add \$10.00 postage and handling.

Please rush _____ NEWDOS/80 @ \$149 EACH TO:

Name _____
Address _____
City _____ State _____ Zip _____
Phone _____

0/1A

Sound exercises in machine code.

Cheap Trills with T-BUG

Allan S. Joffe
1005 Twining Road
Dresher, PA 19025

This time around our programming exploration delves into some loop structures and explains a means of producing tones on your TRS-80.

Every time you CSAVE your 80 is recording tones on its cassette. The means to this end is a four-bit latch in the computer, accessed via the A register.

If you turn the correct bit of this latch on and off at an audio rate, you can produce a tone. You cannot simply turn this bit on and off, but rather, you have to turn it on and hold it on for a time, and then turn it off and hold it off for a time. If you didn't do this, the tone would be inaudible.

Two Loops

The time delay requires a loop; in actuality, two: a turn-on loop, and a turn-off loop. These are located in Program Listing 1 with the five bytes starting at 4A04. A similar loop starts at 4A0D. Each of these loops

which use the D register controls the on and off latch time through the A register listings which follow them.

There is yet another loop in the program that controls just how many times the program will pass by the two loops that we have already examined. This loop uses the BC register pair and starts at location 4A00 extending to 4A03.

*"There is yet another loop
in the program that controls just how
many times the program will pass by
the two loops . . . already examined."*

Starting with location 4A16, this loop is tested for a zero condition to see if the count in the BC register has been fully decremented. If this is not the case, then the program returns to location 4A03 and continues decrementing the contents of the BC register pair.

When this count has been reduced to zero, the program falls through to 4A1B which returns to the BASIC auxiliary program.

It is this BASIC program that originally called this machine language routine by means of the USR(0) function.

Let's examine this machine language routine more closely. Consider a point that is easy to forget. The 01 opcode at origin 4A00 means LOAD register pair BC nn. This means that the register pair is loaded in memory locations 4A01 and 4A02. The

tures of T-BUG is the break point, and we can use this to examine the matter at hand.

If we assume that the first three bytes of the program are 01 FF AA, let us set a break point at 4A03. Now, execute a J 4A00 and when the prompt sign returns to the screen, utilize the R function of T-BUG to examine the BC register pair contents. You will see that AA is indeed loaded into the B register, and FF is loaded into the C register. Now execute an F instruction to reinstate the program before going on.

What is all this leading up to? If memory location 4A16 contains a B1 instruction (OR C), we get a short burst of tone as the LOOP terminates when C register has been decremented to zero.

Remember, this C register contains the least significant bit contained in the register pair BC. Had you changed the contents of 4A16 to B0 (which is the instruction to OR B) and then ran the program, you would get a much longer tone burst, because the B register contains the most significant bit of the register pair BC.

Now, run the original listing with location 4A16 containing

value in 4A01 is loaded into the C register and represents the least significant bit. The value in 4A02 is loaded into the B register and represents the most significant bit.

(This business of the apparently backwards process of an instruction saying LOAD BC, and then actually loading CB can lead to confusion later on in the program.)

One of the most valuable fea-

the B1 (OR C) opcode. You will hear a short tone. If you examine the BC register contents, you will see that the C register has been decremented to zero, but that the B register still contains AA.

Now, change the contents of 4A16 to B0 (OR B) and run the program. You will get a much longer tone, and when the prompt appears, if you examine the BC register, you will see that the B register is now zero and the C register still contains FF.

If you want to get the last millisecond of time out of the loop, change the contents of location 4A17 to B0 (OR B) and then add the remaining bytes in order, just as they existed in the original program. This puts all these bytes into locations one removed from the original. If you put a break point at location 4A1B and run the program, you will see that both registers, B and C, are now decremented to zero.

If you timed this longest loop, you would get a value of about nineteen seconds. If you changed the contents of loca-

tion 4A17 to 00 (NO OP) and ran the program again, you would get a time only about one half-second shorter than this, clearly showing that the value in the C register is truly the least significant portion of the register pair.

The Metronome

At this point let us combine the machine language routine with a BASIC program to test it out. Naturally, you will need a monitor program such as T-BUG. Load your monitor program using the SYSTEM command as usual. Then load Program Listing 1, starting at location 4A00.

With your monitor program, change locations 408E and 408F to 00 4A respectively. This is necessary to make the USR(0) function work, as outlined in your Level II book. Next, execute a J 1A19 to return to BASIC. Now load in the following short BASIC listing.

```
10 FOR X = 1 TO 60
20 J = USR(0)
30 FOR T = 1 TO 300:NEXT T
40 NEXT X
```

Origin or starting memory location is 4A00 hex


4A00	01	LOAD BC NN
4A01	FF	
4A02	AA	
4A03	0B	DECREMENT BC
4A04	16	LOAD D,N
4A05	15	
4A06	15	DECREMENT D
4A07	20	JRNZ DIS
4A08	FD	
4A09	3E	LOAD A,N
4A0A	02	
4A0B	D3	
4A0C	FF	
4A0D	16	LOAD D,N
4A0E	15	
4A0F	15	DECREMENT D
4A10	20	JRNZ DIS
4A11	FD	
4A12	3E	LOAD A,N
4A13	00	
4A14	D3	
4A15	FF	
4A16	B1	OR C
4A17	C2	JPNZ NN
4A18	03	
4A19	4A	
4A1A	00	NO OP
4A1B	C9	RETURN

Machine code listing for tone generation

BACK
TO BASIC

THE BOOK

ACCESSING THE TRS-80* ROM



If you ever do Assembly language programming, or you just want to know more about your TRS-80 ROM, "THE BOOK" is for you.

Volume I will give you access to over fifty machine language subroutines in the Radio Shack Level II BASIC. It includes information on the numeric data formats and a commented listing of the ROM routines.

"THE BOOK, Volume I", encompasses all arithmetic functions and mathematical operations. There are separate routines for integers, single precision, and double precision numbers and the data format for each of these number types is explained. The routines that perform ASCII to binary and binary to ASCII conversion are identified and explained to provide you a means of data I/O.

A fully commented listing provides the details on the step-by-step execution of these ROM routines. Although a complete disassembly is not provided in order to avoid copyright infringement, you can obtain a complete disassembly using the disassembler program listed in "THE BOOK." Volume I also includes a complete, detailed memory map of the entire machine and a symbol table noting over 500 addresses.

"THE BOOK" will save you hour upon hour of assembler program development time. Don't start programming without it.

Order your copy of "THE BOOK", today!

DEALER INQUIRIES INVITED

Insiders Software Consultants, Inc.

P.O. Box 2441, Dept. M 1
Springfield, VA 22152

*TRS-80 is a trademark of
Tandy Corp.

☐ Please send me Volume I of THE BOOK
at \$14.95 plus \$1.50 for postage.

NAME: _____

ADDRESS: _____

CITY, STATE _____ & ZIP CODE: _____

☐ Check payable to Insiders Software Consultants, Inc.

☐ MASTER CHARGE MC Bank Code:

☐ VISA Exp. Date: _____ Card Number: _____

Signature: _____

SAVE TRS-80's



We have discounts, manufacturer's warranties, FREE shipping and insurance and a TOLL FREE ORDER NUMBER available.

CALL US!

Pan American Electronics
Incorporated



a Radio Shack



1117 Conway, Mission, Texas 78572
TOLL FREE ORDER NUMBER 800/531-7466
Texas & Principal Number 512/581-2765

779 UPPER CASE/lower case "Conversion Kit I"

Expand the capabilities of your 779 line printer to include word processing!! Available to all Centronics 779 and TRS 80 Printer I owners is the option of lower case and changing slash 0 Zero to standard 0. No etch cuts or soldering needed. Installs in minutes with a screwdriver. No program modification or additional interface is required.

Price \$125.00

UPPER/LOWER CASE NOW AVAILABLE FOR THE FOLLOWING CENTRONICS PRINTERS:

101AL, 102BL, 306, 500, 501, 503, 700, 701, 702, 703, 780, 781.

Motor Control "CONVERSION KIT II"

FOR ALL CENTRONICS 779 & TRS 80 PRINTER I LINE PRINTERS!! Our "Conversion Kit II" Motor Controller gives your 779 the ability to turn the motor on and off automatically. Removes the annoying noise of constant run, increasing the life span of your 779 and TRS 80 line printer motor! No soldering, software or hardware changes needed. Installs easily.

Price \$95.00

SAVE! Buy Service Technologies "Conversion Kit I" and "Conversion Kit II" together for the single price of **\$199.00**

To order, please send check or money order in the proper amount to:



Service Technologies, Inc.
32 Nightingale Rd.
Nashua, N.H. 03062
(603) 883-5369

✓ 297

Visa and Master Charge accepted (please include signature, expiration date and phone number).

At this juncture, the transmitted audio has to be amplified by way of the cord that normally goes to the input jack of your cassette recorder. On my tape machine (a CTR-41), this is the jack marked AUX. Remove the plug from this jack and put it into an amplifier of your choice.

Run the program and you will hear a series of medium frequency beeps, spaced about one second apart. After 60 beeps the program will stop and a READY will appear on your monitor. You now have a metronome, by daring to adventure into USR(0) and machine language.

At this point return to T-BUG using the SYSTEM command. You may have to use /17280 after entering SYSTEM to successfully return to T-BUG. If you try the normal /ENTER and get back to the MEMORY SIZE? power up condition this is the case. If this happens, your BASIC program will be gone and you will have to reset memory locations 408E and 408F, but T-BUG will still be present in memory.

The purpose of returning to T-BUG is to try the longer loop time, as previously indicated, by changing the instruction at location 4A16 from B1 to B0.

Now, return to BASIC, and run the same program that gave you your metronome. This time each tone burst will last for some 19 seconds, as you have accessed a much longer count.

For the next little demonstration return to T-BUG (by now this is becoming second nature), and change location 4A16 back to the original B1 instruction. Return to BASIC and load the following BASIC listing.

```
10 FOR X = 1 TO 60
20 J = USR(0)
30 G = 90-G
40 PRINT [a] 60,G
50 POKE 18949,G
60 POKE 18958,G
70 NEXT X
```

Now run this program and you will hear a sort of tweedle-dum, tweedle-dee effect similar to a European police siren.

A few words of explanation: The two locations being POKed alternately with the values displayed at the top right of your monitor are locations 4A05 and

4A0E which happen to be the locations that contain the initial count in the D register. By using the POKE statements we are changing the count to be decremented in the D register.

We are also changing the length of time the cassette output port is being held on and off, and this causes the frequency of the tone to change.

Try these line changes. Change line 10 to read: 10 FOR X = 1 TO 45. Change line 30 to read: 30 G = G + 1.

Now, run the program, and you have a descending trill. If you wish to slow down the speed of the trill, merely insert a small time loop such as 55 FOR T = 1 to 25:NEXT T.

Higher Frequency

You have probably noticed that the lower the count that is initially POKed into the D register, the higher the resulting frequency; and the higher the count initially in the D register, the lower the frequency produced.

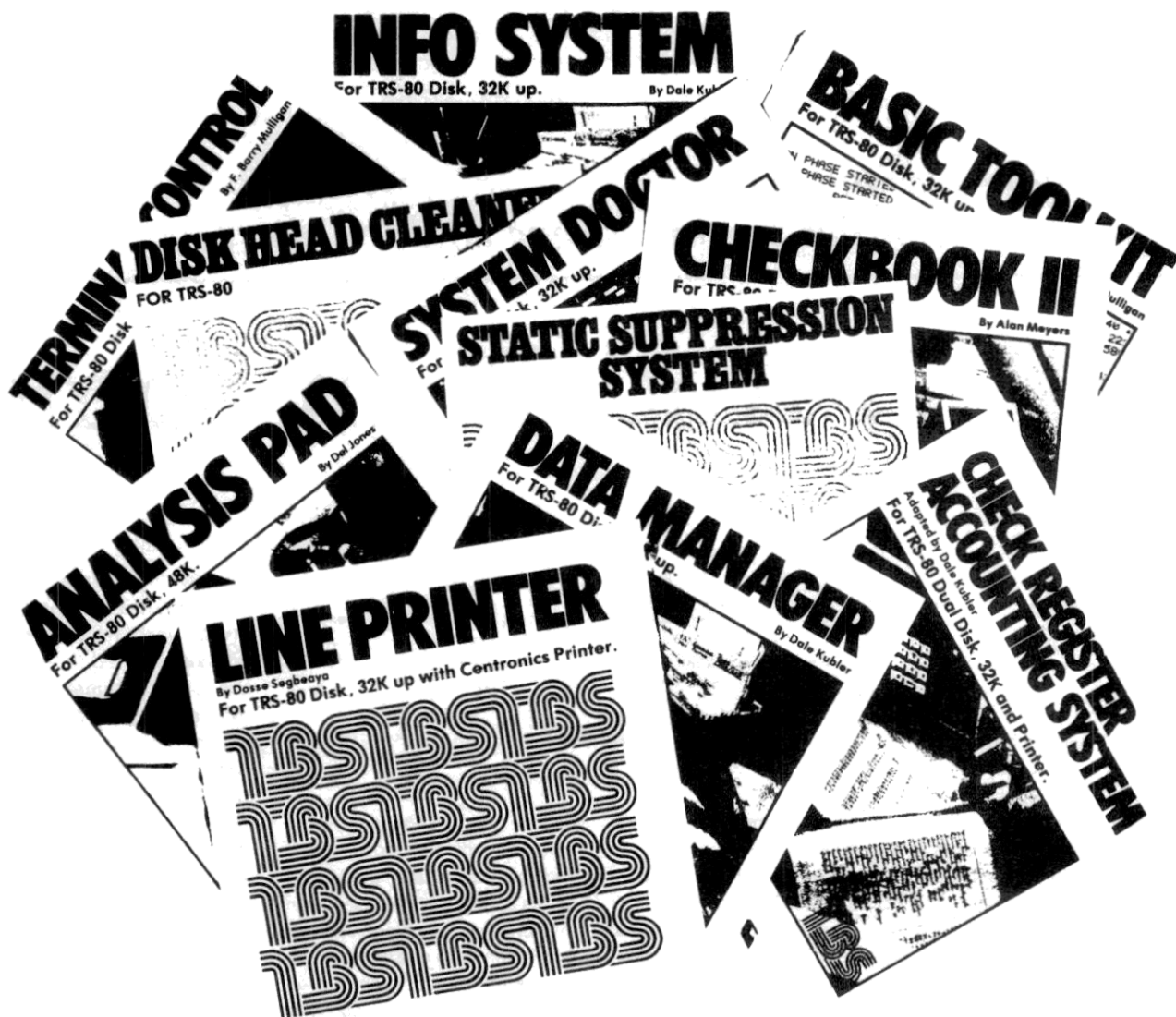
If you'd like to try for ascending trill, try this.

```
10 FOR X = 1 TO 50
20 J = USR(0)
30 R = R + 1
40 G = 51 - R
50 POKE 18949,G
60 POKE 18958,G
70 NEXT X
```

A modest exercise in your basic programming skills might combine the ascending and descending trills and tie them into a repeating loop, so that when it is executed, your TRS-80 will give the resident canary a run for its birdseed.

Before we leave the arena, locations 4A08 and 4A11 (FD) in Program Listing 1 are of some interest. These are instructions couched in two's complement notation to return the D register, thus insuring that the program will indeed LOOP until the D register is decremented to zero.

If you consider the first D register loop which extends to location 4A08, for the loop to turn upon itself and decrement it must go back from location 4A08 to location 4A06, which, inclusively, is three steps back. It just so happens that FD is the two's complement form for minus three. ■



TBS KEEPS ON DOING IT!

The Bottom Shelf - A proud new tradition!

The fine quality software of The Bottom Shelf including its defined fields, editing features and blinking cursor off the Model I Radio Shack microcomputer has been established. Now it is time for the new. With the introduction of the Mod II, TBS went to work learning its secrets. This month will mark the introduction of major advances in business and database software for all Radio Shack computers - Mods I to III and even the little pocket computer. As this is being written, most titles are not known, but see your computer dealer or write for a catalog - all titles released are available at that time.

The one known title is *MEGAMAIL*. This is the beginning of truly usable business software for micro computers. To date programming has been hard to operate in order to work within the constraints imposed by microcomputers. Sophisticated software that is easy to use, it is a mailing system that will handle one million name lists or 8,000 name lists without skilled operators. Multi computer entry is supported. Write for details.



THE BOTTOM SHELF, INC.

P. O. BOX 49104 • ATLANTA, GA. 30359

*Here are three (count 'em)
new commands for this program saving utility.*

T-BUG And Then Some

Mark Paxton
17903 Red Oaks Dr.
Utica, MI 48087

COMMAND	DESCRIPTION
C	Clear entire screen.
D aaaa	Dump 208 bytes of memory (with ASCII code) on screen, where aaaa is the beginning address.
S aaaa bbbb cccc	Shift (or move) memory contents from address aaaa to address bbbb for a length of cccc.

Have you ever wished for a command in T-BUG that wasn't there: like displaying an entire block of memory on the screen with one command, dumping memory with the ASCII codes, a clear screen command, or a command to move a block of memory from point A to point B?

This article shows you how to modify Level II T-BUG to add three new commands, plus where to insert the logic for your own commands.

New Commands

The format for the three additional commands is displayed in Example 1.

C Clear Command: To clear the screen, enter a C and the screen clears with the # symbol homed to (0,0), or 3C00H.

D Dump Memory Command: This command displays the contents of memory (in hex) for a given address. While T-Bug's M command examines one byte at a time, the D command displays 208 bytes of memory on the screen, along with each byte's ASCII code (where appropriate). Example 2 shows a sample.

Each line displays 16 bytes (or 10H bytes) of memory, with a space between every fourth byte

on the line. On the right hand side of the display, between the two asterisks, are the ASCII codes for each of the 16 bytes in the corresponding line. Any time a non-printable character is encountered a period is put in place of the ASCII character.

If something less than 208 bytes on the screen at the same time is desired (i.e., 13 lines of 16 bytes each), you can easily modify the dump routine to handle this.

S Shift (or Move) Command: This command allows you to move a block of memory from

one starting address to another.

The routine can even handle moves where the block of memory being moved from overlaps the block of memory being moved to. This is done by starting the move at the last byte in each block and decrementing, when moving a block up in memory, or by starting the move at the first byte in each block and incrementing, when moving a block down in memory. When blocks overlap, and the from address is less than the to address, you must start the move at the last byte in each block and decrement to the first byte. If you start at the first byte and increment, you will begin to destroy your original (from) block before it is safely moved to its new destination.

Program Listing 1 shows the source code for the additional commands. Use an editor/assembler or T-BUG itself to enter the machine code from the listing. If you have an editor/assembler, follow the steps below. (Substituting T-BUG should present no real problem, short of bleary-eyed boredom.)

Enter the Listing

Step 1: Enter the source code in Listing 1 into the editor/assembler. Create a System Tape and save the source code on tape too. Note that the ORG statement is at 4A00H. This starts the additional code after T-BUG ends.

Step 2: Load T-BUG.

```

16B0 C4454653 5452C445 46494E54 C4454653 * .EFSTR.EFINT.EFS*
16C0 4E47C445 4644424C CC494E45 C5444954 *NG.EFDBL.INE.DIT*
16D0 C552524F 52D24553 554D45CF 5554CF4E *RROR.RESUME.UT.N*
16E0 CF50454E C649454C 44C74554 D0554C3 *PEN.IELD.ET.UT.*
16F0 4C4F5345 CC4F4144 CD455247 45CE414D *LOSE.OAD.ERGE.AM*
1700 45CB494C 4CCC5345 54D25345 54D34156 *E.I.LL.SET.SET.AV*
1710 45D35953 54454DCC 5052494E 54C44546 *E.YSTEM.PRINT.EF*
1720 D04F4B45 D052494E 54C34F4E 54CC4953 *OKE.RINT.ONT.IS*
1730 54CC4C49 5354C445 4C455445 C155544F *T.LIST.ELETE.UTO*
1740 C34C4541 52C34C4F 4144C353 415645CE *LEAR.LOAD.SAVE.*
1750 4557D441 4228D44F C84ED553 494E47D6 *EW.AB.O.N.SING.*
1760 41525054 52D55352 C5524CC5 5252D354 *ARPTR.SR.RL.RR.T*
1770 52494E47 24C94E53 5452D04F 494E54D4 *RING.NSTR.OINT.*

```

COMMAND ENTERED TO GET THE ABOVE SCREEN: D 16B0

Example 2.

Software for PMC-80 & TRS-80* Mod I From SOFT SECTOR MARKETING, INC.

SPACE COLONY © 1980 Kim Watt, 4K, L2

Available two ways:

- 1) for the PROGRAMMA high resolution graphic board. This version has the best graphics of any "Space Invaders" type game on the market today. (Requires the PROGRAMMA high resolution graphic board from PROGRAMMA)
- 2) for the standard TRS type graphics. The graphics are not as good, but still a good game.

Note: Both have sound and are \$9.95 each (mail only)
Both on same tape \$14.95 (also in local stores)

MONSTER'S LAIR © 1980 A. Meir

The game is loosely based upon a well-known fantasy role playing game called Dungeons & Dragons. While it is not a strict interpretation of the rules, a D & D player will notice many similarities in the concept. Other game players may find the capability of adapting their characters to the game. The object of the game is to kill all monsters encountered and gain their treasures.

This program uses a full 16K of free memory (16K cass - 32K disk)
cassette \$14.95 disk \$19.95

UHLIES

NUFORMAT permits formatting a diskette with any number of track works under any D.O.S. (by K. Watt) \$9.95

NUPURGE Keep your diskettes clear of unwanted clutter easily. Removes all traces of programs while letting you select how much or how little (by K. Watt) only \$19.95
both programs on one disk for only \$28.00

Lower Case Driver self relocating LI or DOS \$7.95

Operating Systems

80 Track TRS DOS (for 80 Track MPI Only) \$39.95
Comes on an Original TRS 2.3 DOS

NEWDOS 80 \$139.00

VTSOS 4.0 \$89.00

SSM DOS 1.23435 (This operating system is the author's first and last attempt at writing an operating system. It has listed all of the commands that you would expect in an operating system but they don't work as you would really want). Really, this is a spoof on operating system and is really good. It is something for a programmer to take apart and see how a system works. (If you don't like it erase the diskette)

Note: This program is a novelty only \$9.95 with the diskette

TRS SUPER INVADERS

The last and greatest writing of Larry Ashmun. © Soft Sector Marketing, Inc. 1980.
Requires 32K Disk.

The program has "Stereo Sound" and 10 levels of play. We have been told by people who have seen the program that it will set the standards for all invaders type games.
Disk Only \$24.95

Other Games

Matchbook Football w/sound	16K L2	\$9.95
Shark Attack	16K L2	\$7.95
Adventure by Scott Adams 1-10	16K L2	cass ea. \$14.95
Capture/Symon both on one tape	16K L2	cass. \$12.95
Thesis a series of 5 educational games for children on one tape		
Requires 16K of free memory	disk or cass	\$25.00

Prepay any three items at one time and receive a 10% discount on software or hardware in this ad. (Mail Order Only)

Hardware

PMC-80 Microcomputer 16K L2	List \$645 Our Price \$600.00
LEEDXEX Monitors 12 inch	List \$149 Our Price \$139.00
DISK DRIVE 5 1/4 inch. Power Supply and Case	Our Price \$330.00
POWER SUPPLY and CASE ONLY	\$60.00
DISK DRIVE 8 inch with Power Supply and Case	\$725.00
80 TRACK MPI DRIVE with Power Supply and Case	\$550.00
MICRO LINE 80 PRINTER	\$650.00
8-16K MEMORY CHIPS	limited supply \$ 39.00

COD - certified check, M.O. or cash only). Sorry No COD over \$150.00! Most orders shipped next day. All orders must have shipping included. Please add 2% or \$2.50, whichever is higher, for shipping. Add extra \$1.50 for COD. Personal checks take 3 weeks to clear.



SOFT SECTOR MARKETING, INC.
INCORPORATED
6250 Middlebelt Rd. • Garden City, Michigan 48135
Phone: 1 (313) 425-4020



— COME VISIT OUR NEW STORE —

(hardware prices may vary in our store). Dealer inquiries invited.

If your local store does not stock our software, send their name to us and we will find out why!

* TRS-80 is a product of Radio Shack, division of Tandy Corporation.

(Michigan Residents Please Add 4% Sales Tax)

Brought To You By

Look Detroit, Michigan . . . A Discount Computer Store!

Victor Andrews "The Boss"

Step 3: Load the new System Tape.

Step 4: The next step is kind of cute. We have to modify T-BUG itself by using T-BUG. T-BUG must be able to branch into our new code.

In T-BUG, the code between 43E5H and 4408H is checking for keyboard input of one of the T-bug commands: F,B,M,J,R,G, P or L. At 43E5H, the code is checking for an F, and branches to 480DH if an F was entered:

```
# M 43E5 FE C3
43E6 46 06
43E7 CA 4A
43E8 OD 00
43E9 48 00
#
```

Example 3.

```
43E5 FE46 CP 'F'
43E7 CA0D48 JP Z,480DH
```

This code should be replaced with an unconditional branch to our new code, as below:

```
43E5 C3064A JP 4A06H
43E8 00 NOP
43E9 00 NOP
```

To actually accomplish this, use the M command, as shown in Example 3. Be careful to get it right the first time. If you mess up before you finish entering C3064A, you will hang T-BUG up and have to reload it.

You might want to check address 4A06H to make sure the new code got there safely, before you alter T-BUG at 43E5H and go branching uncondi-

tionally into the hinterlands.

Step 5: Test all of the T-BUG commands. Once you have a good version of T-BUG +, then save it to tape with the P command:

```
P 4380 4B90 4380 T BUG
```

That's all there is.

To add your own commands is easy. Insert the compares and branches at line 240 in the same manner. Use the following T-BUG subroutines to save space:

4532H: Displays the contents of the A register at the current screen position. (The current screen address is stored in 483DH - 483EH.)

4589H: Retrieves two ASCII digits from the keyboard, displays them on the screen, using the current screen address as in the above routine, and returns the hex value in the A register.

One additional benefit from these routines is that the D and S command can be terminated in the same manner as the J command, by entering an X.

The final touch you might want to add is to literally put the + in your new T-BUG. That is, change the # symbol to a + symbol.

Locations 43DDH-43DEH load the A register with 23H (or #). To change the symbol, alter location 43DEH to contain 2BH (or +).■

Program Listing 1.

```
4A00 00010 ORG 4A00H
00020 ;*****
00030 ;** TBUG+ JAN. 01,1988 **
00040 ;*****
43DD 00050 RETURN EQU 43DDH
3C00 00060 VIDEO EQU 3C00H
0001 00070 COUNT DEFS 1
0001 00080 BLOCK DEFS 1
0002 00090 SVMEMA DEFS 2
0002 00100 SVSCRA DEFS 2
0010 00110
4A06 FE43 00120 START CP 'C'
4A08 2811 00130 JR Z,CLS
00140
4A0A FE44 00150 CP 'D'
4A0C 2827 00160 JR Z,DUMP
00170
4A0E FE46 00180 CP 'F'
4A10 CA0D48 00190 JP Z,480DH ;REP FIX RTN CHECK
00200
4A13 FE53 00210 CP 'S'
4A15 CA0148 00220 JP Z,SHIFT
00230
00240 ;INSERT ADDIT'L COMMANDS HERE.....
00250
4A18 C3EA43 00260 JP 43EAH ;RET-NO HIT
00270
00280 ;*****
00290 ;** CLEAR SCREEN ROUTINE **
00300 ;*****
4A1B CD274A 00310 CLS CALL CLRSCR
00320
4A1E 21003C 00330 LD HL,VIDEO
4A21 223D48 00340 LD (483DH),HL
00350
4A24 C3DD43 00360 JP RETURN
00370
4A27 21003C 00380 CLRSCR LD HL,VIDEO
4A2A 11013C 00390 LD DE,VIDEO+1
4A2D 010004 00400 LD BC,400H
4A30 3620 00410 LD (HL),20H
4A32 EDB0 00420 LDIR
4A34 C9 00430 RET
00440
00450 ;*****
00460 ;** DUMP MEMORY ROUTINE **
00470 ;*****
4A35 CD3245 00480 DUMP CALL 4532H
4A38 CD0945 00490 CALL 4589H
4A3B 324048 00500 LD (4840H),A
00510
4A3E CD0945 00530 CALL 4589H
4A41 323F48 00540 LD (483FH),A
00550
4A44 CD274A 00560 CALL CLRSCR
00570
4A47 DD2A3F48 00580 LD IX,(483FH) ;MEM LOCN
4A4B FD21003C 00590 LD IY,VIDEO ;SCR LOCN
4A4F 01D000 00600 LD BC,200
00610
4A52 AF 00620 XOR A
4A53 32004A 00630 LD (COUNT),A
4A56 32014A 00640 LD (BLOCK),A
4A59 DD22024A 00650 LD (SVMEMA),IX
4A5D FD22044A 00660 LD (SVSCRA),IY
4A61 CD774B 00670 CALL ADDR55
00680
4A64 FD23 00690 INC IY
00700
```

```
4A66 DD7E00 00710 DSPDMP LD A,(IX)
00720
4A69 CD674B 00730 CALL DSPRTN
00740
00750 ;ASCII CODE RTN
00760
4A6C FDE5 00770 PUSH IY
00780
4A6E DDE5 00790 PUSH IX ;CURR MEM PTR
4A70 E1 00800 POP HL
00810
4A71 ED5B024A 00820 LD DE,(SVMEMA)
4A75 B7 00830 OR A
4A76 ED52 00840 SBC HL,DE
00850
4A78 ED5B044A 00860 LD DE,(SVSCRA)
4A7C 19 00870 ADD HL,DE
00880
4A7D 112E00 00890 LD DE,2EH
4A80 19 00900 ADD HL,DE
00910
4A81 E5 00920 PUSH HL
4A82 FDE1 00930 POP IY
00940
4A84 3E2E 00950 LD A,'.'
4A86 FD7700 00960 LD (IY),A
00970
4A89 DD7E00 00980 LD A,(IX)
00990
4A8C FE30 01000 CP 30H
4A8E FA994A 01010 JP M,ASCEND
01020
4A91 FE5B 01030 CP 5BH
4A93 F2994A 01040 JP P,ASCEND
01050
4A96 FD7700 01060 LD (IY),A
01070
4A99 FDE1 01080 ASCEND POP IY
01090
4A9B DD23 01100 INC IX
4A9D 0B 01110 DEC BC
01120
4A9E 3A004A 01130 LD A,(COUNT)
4AA1 3C 01140 INC A
4AA2 32004A 01150 LD (COUNT),A
4AA5 FE84 01160 CP 4
4AA7 2803 01170 JR Z,SPACE
4AA9 C3664A 01180 JP DSPDMP
01190
4AAC FD23 01200 SPACE INC IY
4AAE AF 01210 XOR A
4AAF 32004A 01220 LD (COUNT),A ;CLEAR COUNT
01230
4AB2 3A014A 01240 LD A,(BLOCK)
4AB5 3C 01250 INC A
4AB6 32014A 01260 LD (BLOCK),A
01270
4AB9 FE04 01280 CP 4
4ABB 28A9 01290 JR NZ,DSPDMP
01300
4ABD AF 01310 NEWLIN XOR A
4ABE 32014A 01320 LD (BLOCK),A ;CLEAR BLOCK
01330
4AC1 111700 01340 LD DE,0017H
4AC4 FD19 01350 ADD IY,DE
4AC6 FD22044A 01360 LD (SVSCRA),IY
4ACA DD22024A 01370 LD (SVMEMA),IX
4ACE 78 01380 LD A,B
4ACP B1 01390 OR C
4AD0 2807 01400 JR Z,DSPRET
01410
```

Program continues




RONDURE COMPANY

191

2522 BUTLER ST
DALLAS, TEXAS 75235
214-630-4621

the computer room

SPECIAL Printer for your Microcomputer



GE TERMINET 300 PRINTER

Pin feed—9" paper


- 80 Print positions
 - Receive only
 - ASCII code
 - RS-232 interface
 - 30 CPS
 - Upper & lowercase
 - Shipping w/ 75#
- Shipping containers \$15.00.
(used)

(good working condition)

Will run on serial RS232 port of
most micros including TRS-80.

\$450.00

WE HAVE FLAT-PACK ACOUSTIC



Modem
pickup

\$19.50

USED FANS



Muffin—8.00
Sprite—4.00

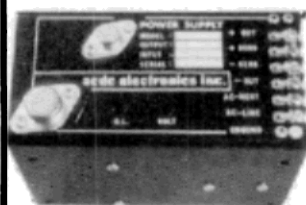


NEW POWER SUPPLY

5V at 3 Amp
12V at 6 Amp
-12V at 3 Amp

RS 232 Cables Like New

6' all pins wired male/female \$25.00
8' RS 232 male/male \$12.50
15' RS 232 male/male \$20.00
25' RS 232 male/male \$22.50
50' RS 232 male/male \$45.00



NEW POWER SUPPLY (AC-DC Brand)


Model 1-22V @ 1.9a \$20.00
Model 2-15V @ 2.4a \$30.00

MICRO SWITCH KEYBOARD USED BUT LOOKS VERY NICE



ASC II

\$40.00
(With Print)



USED OMNITEK

MODEM
ORIGINATE
ONLY
TESTED

\$90.00 Sale

ORDERING INFORMATION:

We ship the same day we receive a certified check or money order. Texas residents add 5% sales tax. Write for our CATALOG of many parts, terminals, printers, etc. All items subject to availability. Your money returned if we are out of stock. Mail order hours 9-4 Monday-Thursday. Closed Fridays.

SHIPPING INFORMATION:

Modems: \$3.00 each; Key Boards \$4.00, Power Supply \$7.00.
Large Items & Parts: Specify Freight or Air Freight Collect.
Foreign Orders: Add appropriate freight or postage.
We now take Master Charge and Visa orders. Specify full number, bank number and expiration date.

DOES YOUR TRS-80 * DESERVE THE VERY BEST SOFTWARE?

EDUCATIONAL

MATH-PAK-1—**MATH-PAK-2**—Interactive math drill programs. Enter answers digit by digit, just like paper and pencil. With user selected difficulty levels, remainders, carryovers, reducing, simplification, games as rewards, scoring, and more. Order MATH-PAK-1 for whole numbers, MATH-PAK-2 for fractions. \$14.95 ea (L2-16K)

BUSINESS

H-O-R-K-S—Low cost, single entry accounting system that works. Has 66 user assigned account codes, auto audit trail, search with totals, 32 or 48K, 1 to 4 drives, credit and debit summaries with 3 formats, up to 9200 complete entries, plus 8 pages of documentation. (32K-1 disc minimum) \$24.95/cassette \$29.95/disc

INVENTORY+—Why settle for just an inventory listing? Get aging reports with 2 options, reorder reports, total listings with purchase dates and amounts, total cost of inventory, items sold, profit margins, and more; Do day to day updates, delete items, change items, and pack files; with printer routines and documentation. (32K-1 disc minimum) \$24.95/cassette \$29.95/disc

CASH REGISTER 80—Use your TRS-80* as a point of sale terminal with auto inventory lookup, auto pricing, auto inventory update, discount pricing, automatic taxing, print sales slip with user adjusted formats, end of day reports with all cash, charge, and check sales by salesperson. CASH REGISTER 80 requires INVENTORY+, 48K, and 1 disc minimum (2 discs recommended). \$24.95/cassette \$29.95/disc

Send check or M.O. to:

EDU-WARE ✓477
P.O. BOX 336
MAYNARD, MA 01754

Dealer and educational inquiries invited.

Mass. residents add 5% tax.

Ask about our cassette duplicating service for TRS-80.

*TRS-80 is a registered trade mark of the Tandy Corp.

Falcon Software Is Proud To Present...

CLOTHING EMPIRE

A GAME OF BIG BUSINESS AND UNLIMITED EXPANSION

You start out with a store, some cash, and inventory. Your strategy alone decides whether you go bankrupt, or become a president of a booming corporation. Choose from many options each turn, from Loans to Advertising. As you grow, you may build stores, warehouse, or even a factory, enabling you to produce your own clothing. Expansion is the name of the game. 1-2 Players. Uses Full 16K L. II.

ONLY \$12.50, POSTAGE INCLUDED

FALCON SOFTWARE ✓469

A Division Of Falcon Computer Products

692 AVENUE E

BAYONNE, NEW JERSEY 07002



F. C. P.
Bringing You
Into The
Computer Age



now you can
RAISE
and tilt your screen
more easily

"80-LNW"
VERSION NOW AVAILABLE
TO SHROUD THE
LNW INTERFACE BOARD
\$25.50 + \$2.00 Shipping & Handling
Silver-gray
glass module
fits under the
"80" monitor.

\$22.50 + \$2.00 shipping and
handling with check or money
order. NYS residents add 7% tax.

SYRACUSE R&D CENTER
Box 125, DeWitt, N.Y. 13214

"our 10th year in R&D" ✓358



244

INTEGRATED KEYPLUS UTILITY PACKAGE

"Very powerful, underpriced, a must buy!"

Marcia Kalish, OCTUG Newsletter, May, 1980

"Keyplus is terrific... an incredible program."

James Joachim, North Hollywood, CA.

"Thank you for your fantastic utility program."

Mark C. Wehmhoefer, Chicago, IL.

"Makes the TRS-80 that much more versatile."

Carl Pawl, Santa Monica, CA.

Keyplus is a powerful collection of utilities for the TRS-80. Routines can be enabled whenever the TRS-80 accesses the keyboard. A partial list of utilities includes:

AUTO REPEAT—Allows you to repeat a key simply by holding the key down. This is a must when editing BASIC programs.

LOWERCASE VIDEO—If your TRS-80 has a hardware modification installed for lowercase video, Keyplus will add the software needed to make it work.

BASIC SHORTHAND—Keyplus generates BASIC key words (GOSUB, INPUT, STEP, etc.) in a single key stroke. You have the option of having Keyplus print trailing blanks when practical, adding to the appearance of the listing.

RESTORE LOST BASIC PROGRAM—Ever NEW a program on-ly to realize you did not record it? Two key strokes and you've got it back!

LOWERCASE WITHOUT SHIFT—Keyplus lets you generate lowercase from the keyboard without depressing the SHIFT key.

DIRECT KEYBOARD ENTRY OF GRAPHICS—Type graphic strings directly from the keyboard. This is the easy way to create BASIC programs with super fast graphics.

USER DEFINABLE STRINGS—Two user definable strings up to 32 characters long can be generated in a single key stroke. With this feature redundant input does not have to be retyped.

KEYBOARD DEBOUNCE—(LV. II, 16K version only) Keyplus cures debounce problems completely.

AUTO INPUT—(Disk version only) Allows you to define a string, save the string onto disk, and then recall the string, fooling the computer into thinking the string is being typed from keyboard. This is extremely powerful. For example, you can enter BASIC, set memory size, reserve file buffers, turn off interrupts, run a program, respond to questions asked by the program, etc., automatically from power up or from the DOS READY prompt.

SAVE KEYPLUS—(Disk version only) You can use this routine to allow Keyplus to be initialized with any combination of routines enabled or disabled. In addition, your user definable strings can be saved to disk!

Disk Keyplus comes on cassette with both the 32K and 48K versions recorded twice. The documentation gives detailed information on loading Keyplus to diskette.

TRS-80 is a registered trade mark of Tandy Corp.

SJW, Inc., PO Box 438, Huntingdon Valley, Pa. 19006 **I**
To order phone (215) 947-2057.

Circle one: Lv. 2 16K \$14.95 Disk 32-48K \$19.95
Circle one: VISA MASTER CARD Check Money Order
Pa. residents add 6% sales tax.

NAME _____

SIGNATURE _____

ADDRESS _____

CITY, STATE, ZIP _____

CARD # _____ EXP DATE _____

```

4AD2 CD774B 01420 CALL ADDR55
4AD5 FD23 01430 INC IX
4AD7 180D 01440 JR DSPDMP
01450
01460
4AD9 21803F 01470 DSPRET LD HL,3F80H
4ADC 223D48 01480 LD (483DH),HL
4ADF C3DD43 01490 JP RETURN
01500
4AE2 4F 01510 DSPCHR LD C,A
4AE3 CB3F 01520 SRL A
4AE5 CB3F 01530 SRL A
4AE7 CB3F 01540 SRL A
4AE9 CB3F 01550 SRL A
4AEB CDF74A 01560 CALL CHECK
4AEE 67 01570 LD H,A
4AEF 79 01580 LD A,C
4AF0 E60F 01590 AND 0FH
4AF2 CDF74A 01600 CALL CHECK
4AF5 6F 01610 LD L,A
4AF6 C9 01620 RET
4AF7 C630 01630 CHECK ADD A,30H
4AF9 FE3A 01640 CP 3AH
4AFB FA004B 01650 JP M,CHECK1
4AFE C607 01660 ADD A,7
4B00 C9 01670 CHECK1 RET
01680
01690 ;*****
01700 ;** MOVE UP/DOWN ROUTINE **
01710 ;*****
01720
4B01 CD3245 01730 SHIFT CALL 4532H
01740
4B04 CD8945 01750 CALL 4589H
4B07 324248 01760 LD (4842H),A ;SOURCE-MSB
01770
4B0A CD8945 01780 CALL 4589H
4B0D 324148 01790 LD (4841H),A ;SOURCE-LSB
01800
4B10 CD7B45 01810 CALL 457BH
01820
4B13 CD8945 01830 CALL 4589H
4B16 324448 01840 LD (4844H),A ;DEST-MSB
01850
4B19 CD8945 01860 CALL 4589H
4B1C 324348 01870 LD (4843H),A ;DEST-LSB
01880
4B1F CD7B45 01890 CALL 457BH
01900
4B22 CD8945 01910 CALL 4589H
4B25 324648 01920 LD (4846H),A ;BYTES - MSB
01930
4B28 CD8945 01940 CALL 4589H
4B2B 324548 01950 LD (4845H),A ;BYTES - LSB
01960
4B2E 2A4148 01970 LD HL,(4841H)
4B31 ED5B4348 01980 LD DE,(4843H)
4B35 B7 01990 OR A ;RESET CARRY
4B36 ED52 02000 SBC HL,DE
4B38 F24D4B 02010 JP P,NOVDWN
02020
4B3B CD554B 02030 MOVUP CALL MSETUP
4B3E E5 02040 PUSH HL
4B3F D5 02050 PUSH DE
4B40 E1 02060 POP HL
4B41 09 02070 ADD HL,BC
4B42 E5 02080 PUSH HL
4B43 D1 02090 POP DE
4B44 E1 02100 POP HL
4B45 09 02110 ADD HL,BC
4B46 2B 02120 DEC HL
4B47 1B 02130 DEC DE
4B48 EDB8 02140 LDDR
4B4A C3DD43 02150 JP RETURN
4B4D CD554B 02170 NOVDWN CALL MSETUP
02180
4B50 EDB8 02190 LDIR
02200
4B52 C3DD43 02210 JP RETURN
4B55 21C03F 02220 MSETUP LD HL,3F80H
4B58 223D48 02230 LD (483DH),HL
02240
4B5B 2A4148 02250 LD HL,(4841H)
4B5E ED5B4348 02260 LD DE,(4843H)
4B62 ED4B4548 02270 LD BC,(4845H)
02280
4B66 C9 02290 RET
02300
4B67 C5 02310 DSPRTN PUSH BC
4B68 CDE24A 02320 CALL DSPCHR
4B6B C1 02330 POP BC
02340
4B6C FD7400 02350 LD (IX),H
4B6F FD23 02360 INC IX
02370
4B71 FD7500 02380 LD (IX),L
4B74 FD23 02390 INC IX
02400
4B76 C9 02410 RET
02420
4B77 DDE5 02430 ADDR55 PUSH IX
4B79 D1 02440 POP DE
02450
4B7A 7A 02460 LD A,D
4B7B CD674B 02470 CALL DSPRTN
02480
4B7E 7B 02490 LD A,E
4B7F CD674B 02500 CALL DSPRTN
02510
4B82 3E2A 02520 LD A,' '
4B84 FD7729 02530 LD (IX+29H),A
4B87 FD773A 02540 LD (IX+3AH),A
02550
4B8A C9 02560 RET
02570
0000 02580 END
0000 TOTAL ERRORS

```

Here is a system-level software patch for 80's with sensitive ears.

Up and Down

M. Parris
646 Island Park Drive
Ottawa, Ontario
Canada K1Y 0B7

TRS-80 Level II system) cleanly onto a new cassette, and so eliminate all of that fumbling around with volume levels. The program simply loads (from the DATA statement) two short machine routines.

You call the first routine by typing R; it fills an 8K buffer from the cassette input, an adequate size for practically any tape that might be encountered.

The second is called by typing W; it dumps this buffer onto a new tape. The first ten bytes are written slowly, which allows time for the eventual loader program to organize itself.

The program is written for a 16K system and an 8K buffer, but you can adapt it for a 4K system or a larger/smaller buffer. For example, changing DATA items 6 and 35 from 32 to 4 will provide a 1K rather than an

8K buffer, which speeds up the processing of small tapes. I've provided Listing 2 for more ex-

tensive changes.

Note that no checksum determination is made. ■

The TRS-80 has an annoying feature—its sensitivity to input volume. While you can re-record a BASIC program into an acceptable volume level, this cannot be done with machine language tapes.

The short BASIC program in Listing 1 lets you rerecord any 500 baud A5 tape (as used in the

```
1 FOR I=20480 TO 20545:READ J:POKE I,J:NEXT I:POKE I+527,80
2 AS=INKEY$:IF AS="R" THEN POKE I+526,0:ELSE IF AS="W" THEN
POKE I+526,22:ELSE IF AS="X" THEN STOP:ELSE GOTO 82
3 PRINT AS:I=USR(0)
4 DATA 33,66,80,1,0,32,175,205,18,2,205,150,2,205,53,2,
119,205,55,80,24,247,175,205,18,2,205,135,2,33,66,80,1,
0,32,17,10,0,123,183,40,4,29,21,32,253,126,205,100,2,
205,55,80,24,239,35,11,120,177,192,205,248,1,195,25,26
```

Listing 1.

```
00100 RERECD A TRS-80 'A5' TAPE
00110 ORG 5000H
5000 214250 00120 READT LD HL,START ISTORE BEGINS HERE
5003 010020 00130 LD BC,SIZE I SIZE OF STORE = 8K
5006 4F 00140 XOR A
5007 C01202 00150 CALL 212H I TAPE DRIVE ON
500A C09602 00160 CALL 296H I LOOK FOR SYNC
500D C03502 00170 MORER CALL 235H I READ A BYTE
5010 77 00180 LD (HL),A I STORE THE BYTE
5011 C03750 00190 CALL TEST I ANY ROOM LEFT?
5014 1BF7 00200 JR MORER I YES, KEEP ON
5016 4F 00210 WRITET XOR A
5017 C01202 00220 CALL 212H I TAPE DRIVE ON
501A C08702 00230 CALL 287H I WRITE LEADER & SYNC
501D 214250 00240 LD HL,START I LOOK FOR 1ST BYTE
5020 010020 00250 LD BC,SIZE
5023 110A00 00260 LD DE,0AH I WAIT COUNTERS
5026 78 00270 MOREW LD A,E I GET BYTE COUNTER
5027 B7 00280 OR A I ZERO?
5028 2804 00290 JR Z,NOWAIT I YES, FULL SPEED
502A 1D 00300 DEC E I NO, DEC COUNTER
502B 15 00310 WAIT DEC D I TIMING LOOP
502C 20FD 00320 JR NZ,WAIT I NO-HUH!
502E 7E 00330 NOWAIT LD A,(HL) I GET THE BYTE
502F C06402 00340 CALL 264H I WRITE THE BYTE
5032 C03750 00350 CALL TEST I END OF STORE?
5035 1BF7 00360 JR MOREW I NO, KEEP ON
5037 23 00370 TEST INC HL I NEXT LOCATION
5038 08 00380 DEC BC I DEC COUNTER
5039 78 00390 LD A,B I ZERO YET?
503A B1 00400 OR C I BOTH B & C
503B C0 00410 RET NZ I NO, KEEP ON
503C CDF801 00420 CALL 1F8H I YES, TAPE DRIVE OFF
503F C31914 00430 JP 1A19H I BACK TO BASIC
5042 00440 START EQU 5 I BUFFER STARTS HERE
2000 00450 SIZE EQU 2000H I TAPE 8K MAXIMUM
00460 I AFTER SYNC BYTE
00470 I THAT'S ABOUT 80 ON TAPE COUNTER
00480 END
0000 TOTAL ERRORS
```

Listing 2.

Toll-free order no.:
1-800-527-4196

LOOK!

TRS-80* Owners Save on Equipment & Software!

ACCESS Mini-disk Systems



Access Unlimited's own economy mini-disk systems store more data, are more reliable. Data access times are fastest possible with your Expansion Interface. Heavy duty power supplies run cooler, last longer. Low noise three-wire ac power cord is safer. Enclosures are finished in compatible silver enamel.

AFD-100* (40-track, 102 Kbytes).....\$315.00

Mention our **DOUBLE DISCOUNT NUMBER** when you order and save \$20.00 on your AFD-100!


Percom Mini-disk Systems

TFD-100* (40-track, 102 Kbytes/side).....\$349.95

TFD-200* (77-track, 197 Kbytes).....\$634.95

Prices include Percom upgrade PATCHPAK™

DATA SEPARATOR™



This PC board plug-in adapter for the TRS-80* virtually eliminates data read errors (CRC error — Track locked out!) which occur on high density inner disk tracks, a problem that has plagued TRS 80* systems. The Percom Data

Separator™ is installed in the Expansion Interface without modifying the host system. Caution: Opening the TRS-80* Expansion Interface may void the limited 90-day warranty. \$29.95.

Percom OS-80™

An advanced easy-to-use disk operating system that works with Level II BASIC commands. Resides in only 7-Kbyte of memory. May be extended indefinitely with disk-resident utilities. Supplied on 5" disk with example programs: \$29.95 with instructions.

CIRCLE J Software

Two extremely useful utilities for Percom's OS-80™ DOS:

1. **Machine Language Save/Load Utility.** On 5" disk with bonus patch program that allows RS Renumber Utility to run under OS-80™. \$14.95, with instructions.
2. **VARKEEP** — Adds NAME SAVE and NAME KEEP commands to OS-80™. Use one set of common data with two or more BASIC programs. Also runs under Radio Shack DOS. On 5" disk, with instructions: \$14.95.

Z80ZAP

Super fast machine language disk modification utility. Read, Write, Display, and Modify sectors; remove passwords; apply patches, fixes; make backups and much more. On 5" disk with instructions: \$29.95.

Ask about Scott Adams' Adventure games!

100% machine language word processor...

SPECIAL DELIVERY (From Software Etc.)

Use MAILFORM to create name and address lists; EXTRACT to find names by ZIP, address, gender, age, etc.; SORT to sort an entire list on any field in seconds. Print personalized letters written with either the Electric Pencil or Scripsit™ using MAILRITE. Prints labels from Mailfile created under MAILFORM. Runs under Percom's OS-80™, Radio Shack's TRSDOS*. \$125 (disk).


Inexpensive Color Graphics: the Percom Electric Crayon™



Spectacular multicolor graphics, sharp 2-color alphanumeric with your TRS-80*, a color tv and the Percom Electric Crayon™. Up to eight colors. Resolution with full display memory (6 Kbytes) is 256 X 192 picture elements. Microprocessor controlled the Electric Crayon™ is not only a full color graphics system but also a complete, self-contained control computer with a dual bidirectional parallel I/O port — provision for second dual port. Interface the TRS-80* via your Expansion Interface or Printer Cable Adapter. Supplied with 1 Kbyte display RAM, EGOS™ operating system and comprehensive users manual with example programs. \$249.95. Optional TRS-80* interconnecting cable: \$24.95.

Percom's Speak-2-Me-2™

Give your TRS-80* the gift of speech



Texas Instruments' Speak & Spell™ is the voice of your TRS-80* computer with this clever interface module manufactured by Percom. Your own Level II BASIC programs announce, command, implore with sentences and expressions formed from Speak & Spell's™ vocabulary. The Speak-2-Me-2™ PC module installs in the battery compartment of your Speak & Spell™. Power is supplied from an ordinary calculator power pak. Comes with interconnecting cable (for TRS-80* EI or Printer Cable Adapter), operating software and users manual: \$69.95. (Speak & Spell™ not included.)

the DOUBLER™

Percom's new plug-in adapter for your Expansion Interface stores almost twice the data on a diskette track as a single-density system. You can store up to four times more data — depending on the type of drive — on one side of a diskette than you can store using a standard Model I mini-disk drive. Other features: Reads, writes and formats either single or double density diskettes. • Runs TRSDOS™ NEWDOS + Percom OS-80™ or other single density software without changing either software or hardware. Switch to double-density when convenient. • Includes DBLDOS™ a TRSDOS™ compatible double-density operating system. • Includes on card, high-performance data separator circuit. • Installs without rewiring or trace cutting. • Introductory price including DBLDOS and format conversion utility, only \$219.95. Mention our **DOUBLE DISCOUNT NUMBER** when you order and save \$20.00 on your DOUBLER!

DOUBLE-ZAP — Modifies NEWDOS 80 + for double-density operation using the Percom DOUBLER. Permits simultaneous single- or double-density operation. From Software Etc. and Circle J Software. On mindiskette \$49.95

Impact Printer



Many of the standard features of this printer cost extra on other printers. • Easy to read 9x7 dot matrix characters • 125 CPS • One-way and bidirectional printing • Full character set in any of four languages • Select for special Japanese • 7-bit parallel data interface • Prints forms • 7-bit parallel data interface • Prints forms

control signals. • Low price On Cable (Printer to TRS 80* computer)\$34.95

Disk System Interconnecting Cables

Improvement over RS cable design places drive 0, which includes the cable termination, at the end of the cable to eliminate the reflected noise of an unterminated cable. Better data integrity. Prices:

Two-Drive Cable\$24.95
Four-Drive Cable\$34.95

Power Line Filter

115/250 V, 50-400 Hz. Instructions included for easy installation in standard mini-box chassis: \$19.95

Mindiskettes

10 Disks in a convenient plastic organizer box\$34.90
Single Disk\$4.95

Disk Drive ID Tabs

1" x 1-1/4" self-adhering plastic drive identification tabs. Compatible silver with engraved black drive number. Two tabs (Nos. 0, 1): \$2.50, three tabs (Nos. 0, 1, 2): \$3.25, four tabs (0, 1, 2, 3): \$4.50.

How to Order

Order by calling Access Unlimited toll-free on 1-800-527-4196*.

Mail orders also accepted. Orders may be charged to a VISA or Master Charge account, or paid by a cashier's check, certified check or money order. We accept COD orders with 25% deposit. Sorry, we cannot accept personal checks. We pay shipping and insurance charges on orders over \$1,000.00. Add approximate insurance and shipping charges for under \$1,000.00. If in doubt about these charges, ask when you call in your order. Texas residents include 5% sales tax. Minimum order: \$20.00. Allow 2 to 4 weeks for delivery. *Texas residents call (214) 494-0206

ALL PRICES AND SPECIFICATIONS SUBJECT TO CHANGE AND ALL OFFERS SUBJECT TO WITHDRAWAL WITHOUT NOTICE.

† trademark of Apparat Corporation

‡ trademark of Access Unlimited Company

™ trademark of Percom Data Company, Inc.

* RADIO SHACK and TRS-80 are trademarks of Tandy Corporation

— trademark of Texas Instruments Corporation

‡ trademark of Michael Shyrer Software, Inc.

**DOUBLE DISCOUNT
NUMBER:
80M110**

✓ 229

ACCESS UNLIMITED
315 N. Shiloh • Ste. D1 • Garland, TX 75042
(214) 494-0206

See ever-changing patterns in 500 bytes.

The Random Walker

John F. Strazzarino
150 Dundee Dr.
South S.F., CA 94080

This amusing Level II program uses TRS-80 graphics to draw an ever-changing pattern before your eyes. After a specified amount of time, the screen is erased and a new pattern is drawn, with different starting points and spacing between points.

The main coordinates X and Y are chosen. The spaces between the dots for the X and Y coordinates are called X1 and Y1. The X coordinate is checked to see if it's an even multiple of X1. If not, 1 is subtracted from X until X is an even multiple of X1. The same is done for the Y coordinate.

The point at the screen location specified by (X,Y) is lit. A random number is chosen and, depending on its value, one of four directions, right, left, down or up, is chosen, and the appropriate coordinate is altered. If the resulting movement is the lighting of a point outside the range of the TRS-80 screen, a new starting point is chosen, and the process begins again. The above rules apply once for each iteration of the program loop in line 1500.

The logic is simple and there are many ways to alter it. For example, add the line shown in Example 1, and the number of iterations will be shown in the lower right-hand side of the screen. The code in Example 2 resets the point if it is lit and sets the point if it is not lit. Example 3 contains BASIC statements to

list the X and Y increments used. Example 4 gives a way to start a drawing over before the loop in line 1500 has completed.

Even though multiple BASIC statements per line are not used, the program still takes less than 500 bytes. It is also easily convertible into Level I BASIC. ■

3150 PRINT @1017 Z%

Example 1.

3050 IF POINT(X,Y) THEN RESET(X,Y):
GOTO 3200

Example 2.

1450 PRINT @970,"X INCREMENT = ";X1;
1475 PRINT @990,"Y INCREMENT = ";Y1;

Example 3.

1550 Y\$=INKEY\$
1560 IF Y\$="" THEN 1600
1570 GOTO 1100

Example 4.

```
1100 CLS
1200 RANDOM
1300 Y1=RND(2)
1400 X1=RND(3)
1500 FOR Z%=1 TO 500
1600 IF Z%<>1 THEN 2500
1700 X=RND(127)
1800 Y=RND(47)
1900 IF X/X1 = INT(X/X1) THEN 2200
2000 X=X-1
2100 GOTO 1900
2200 IF Y/Y1 = INT(Y/Y1) THEN 3100
2300 Y=Y-1
2400 GOTO 2200
2500 ON RND(4) GOTO 2600 ,2700 ,2800 ,2900
2600 X=X+X1:GOTO 3000
2700 X=X-X1:GOTO 3000
2800 Y=Y+Y1:GOTO 3000
2900 Y=Y-Y1:GOTO 3000
3000 IF X<0 OR Y<0 OR X>127 OR Y>47 THEN 1700
3100 SET (X,Y)
3200 NEXT Z%
3300 GOTO 1100
```

Program Listing 1.

See how to format your *Quick Printer's* output to effectively display video graphics.

The Long and The Short of It

Albert C. Bole, Jr.
224 Jupiter Drive
WSMR, NM 88002

The TRS-80 Quick Printer is a versatile little machine—but it lacks an inherent capability to print graphics displayed on the TRS-80 video monitor. Moreover, the narrow width of the Quick Printer paper may seem to be a

bar to reproducing graphics.

The following program shows you how to print graphics that result in a better graph than the one displayed.

Two equations will be used on the TRS-80 video monitor to illustrate the program:

$$\begin{aligned} x^3/350 - x^2/50 - 10x/7 &= y \\ \text{and} \\ 38x/127 &= y. \end{aligned}$$

They will show you three elements of graphic display: curves, near-vertical lines and near-horizontal lines.

Two Problems

There are two problems associated with representing graphics on the Quick Printer: scaling, and the step-like blocks that represent lines at an angle on the TRS-80 video monitor.

Let's take a look at the scaling problem first. Fig. 1 shows the way the curves would look if they were graphed with one unit on the horizontal axis having the same length as one unit on the vertical axis—pretty much the same way we learned in algebra or analytic geometry.

The scale on the TRS-80 video monitor is about two units on the horizontal scale equal to one unit on the vertical scale. Fig. 2 shows how the curves would look on the video monitor. Note that the curves are compressed on the vertical axis. Nothing is wrong in that, but it gives a different appearance than what we are used to, and can make the graph more difficult to read.

In the November 1979 issue of the *Radio Shack Microcomputer Newsletter*, a program to print graphics on the Quick Printer is listed. The program uses the

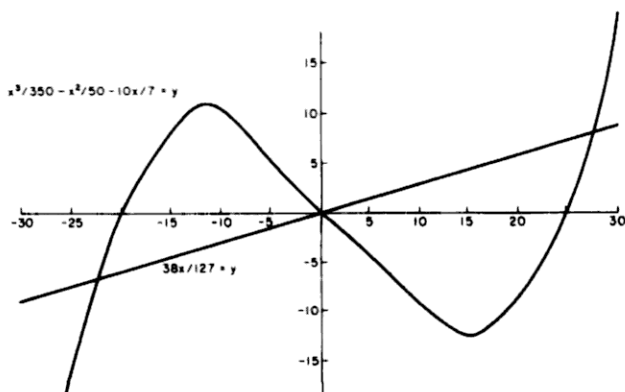


Fig. 1. Conventional Graph

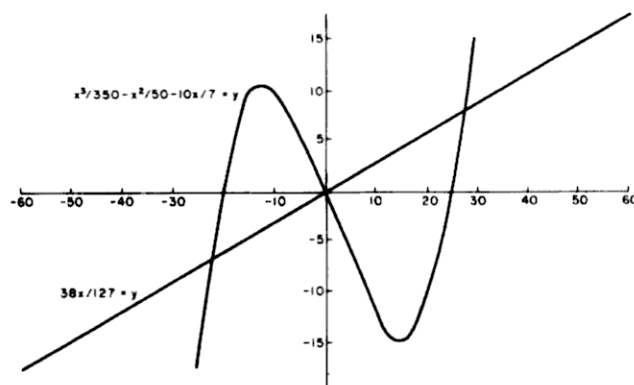


Fig. 2. Graph on TRS-80 Video Monitor.


Adapter for TRS-80* computer eliminates disk read errors

Garland, Texas — Harold Mauch, president of Percom Data Company, announced that the company is marketing a simple plug-in adapter for TRS-80* computers that corrects a design deficiency in the disk controller circuit.

The problem, which causes disk read errors, has been traced to Tandy's reliance on a circuit internal to the FD1771 controller IC to perform the function of separating clock and data pulses.

As explained in the *Backgrounder*, use of the internal chip circuit for reliable data-clock separation is a design shortcut which the manufacturer of the controller IC warns against.

The Percom solution, a PC card adapter called the SEPARATOR™, eliminates the problem by substituting an explicit data separator circuit



Percom adapter fixes TRS-80* computer disk controller.

— one which has been used reliably in Percom disk controllers since 1977 — for the internal IC separator circuit.

The SEPARATOR™ is installed without modifying the host system. The user merely removes the FD1771 IC from


the host controller, installs the IC in the DIP socket on the SEPARATOR™ card, and plugs the adapter into the vacated socket of the host controller.

Percom cautions that opening the Expansion Interface of the TRS-80* computer, which is required to install the SEPARATOR™, may void the computer's limited 90-day warranty.

The SEPARATOR™, which sells for \$29.95, may be purchased from Percom dealers or ordered direct from the factory. The Percom toll-free order number is 1-800-527-1592.

Payment for mail orders may be made by certified check, cashier's check or money order, or charged to a Master Card or VISA account. Texas residents must add 5% sales tax.

Percom Mini-Disk Drives Store More, Cost Less. 408



Percom mini-disk drives store more data, are more reliable, yet a 40-track Percom drive costs \$100.00 less than a 35-track Tandy drive.

You can store over 102 Kbytes per disk on Percom TFD-100™ 40-track drives, over 197 Kbytes per disk on TFD-200™ 77-track drives. A patch — supplied free on minidiskette — upgrades TRSDOS* for operation with the newer 40- and 77-track drives.

Both TFD-100™ and TFD-200™ models are available in one-, two- and three-drive configurations.

Prices start at \$399 for a single-drive TFD-100™, \$675 for a single-drive TFD-200™. Drives are supplied with heavy-duty power supplies. Metal enclosure is finished in compatible silver enamel.

See your nearby Percom dealer or order direct by calling toll-free 1-800-527-1592.

Five-Inch Disks Store More Than Eight-Inch Disks! 41

Garland, Texas — June 25, 1980 — Percom Data Company has begun production of a double-density disk controller adapter for TRS-80* Model I computers.

Harold Mauch, president of Percom, made that announcement here today, saying that data storage capacity using the adapter and double-density disk operating system — which is included — can be increased to as much as 354 Kbytes per minidiskette.

By comparison, the maximum storage for larger eight-inch disk systems used with the TRS-80*

Model I computer is about 290 Kbytes.

Mauch said the PC card adapter, which plugs into the controller chip socket of the computer Expansion Interface, works equally well for either single-density or double-density storage, and users may continue to run programs under TRSDOS*, OS-80™ and other single-density operating systems with the adapter installed.

Price, for the plug-in adapter, the TRSDOS*-like double-density DOS and a utility for converting files and programs from single- to double-density format is \$219.95.

BACKGROUNDERS CRC ERROR! TRACK LOCKED OUT!

by the Technical Staff
Percom Data Company 410

This problem started while we were studying an annoying problem with the TRS-80* computer. Disk drives sold by Percom are realigned and tested before shipment. We noticed, however, that some disk drives would pass the Percom inspection but just would not work reliably on the inner tracks with a TRS-80* computer. These drives were within the manufacturer's specifications, and would function perfectly on other disk systems Percom manufactures — "perfectly" here meaning more than 50 million bytes read without error!

The disk read data separation arrangement in the TRS-80* computer Expansion Interface uses an internal data separator of the FD1771 disk formatter/controller IC. Use of the FD1771 internal data separator is not recommended by Western Digital, the IC manufacturer. The following note appears on page 17 of the FD1771 data sheet:

Internal data separation may work for some applications. However, for applications requiring high data recovery reliability, WDC recommends external data separation be used.

We suspected the data separator because the problem was most severe on disk inner tracks where storage density is highest and data separation is most critical.

To prove our point, a technician breadboarded a standard Percom data separator circuit, and configured it to plug directly into the FD1771 IC socket of the TRS-80* computer controller.

When connected to the TRS-80* computer, a troublesome drive functioned perfectly! We ran a BACKUP utility many times and never got a track lock-out. Before we added the external data separator circuit to the computer, this same drive would always lock out tracks, and would have difficulty reading from the inner (higher number) tracks.

The Percom data separator circuit fixes the mini-disk controller of the TRS-80* computer. The type of drives being used is irrelevant; the circuit eliminates disk read errors resulting from the inability of the Tandy controller design to reliably separate clock and data signals when reading high density inner tracks.

PRICES AND SPECIFICATIONS SUBJECT TO CHANGE WITHOUT NOTICE.

PERCOM DATA COMPANY, INC. 211 N. Kirby Street Garland, Texas 75042 (214) 272-3421

™ trademark of Percom Data Company, Inc.

*trademark of Tandy Radio Shack Corporation which has no relationship to Percom Data Company.

MEMOREX DISKETTES & CARTRIDGES

for your computer or word processor


BUY THE BEST FOR LESS.

Lowest prices.

**WE WILL NOT
BE UNDERSOLD!!**

Buy any quantity.

Call free (800) 235-4137
for prices and information.



✓ 370
**PACIFIC
EXCHANGES**
100 Foothill Blvd.
San Luis Obispo, CA
93401 (In Cal. call
(805) 543-1037)

LEARN TRS-80® ASSEMBLY LANGUAGE DISK I/O

Your disk system and you can really step out with **REMSoft's** Educational Module, **REMDISK-1**, a "short course" revealing the details of DISK I/O PROGRAMMING using assembly language.

Using the same format as our extremely popular introduction to assembly language programming, this "ASSEMBLY LANGUAGE DISK I/O PROGRAMMING" course includes:

- Two 45-minute lessons on audio cassette.
- A driver program to make your TRS-80® video monitor serve as a blackboard for the instructor.
- A display program for each lesson to provide illustration and reinforcement for what you are hearing.
- A booklet of comprehensive, fully-commented program listings illustrating sequential file I/O, random-access file I/O, and track and sector I/O.
- A diskette with machine-readable source codes for all programs discussed, in both Radio Shack EDTASM and Macro formats.
- Routines to convert from one assembler format to the other.

This course was developed and recorded by Joseph E. Willis, for the student with experience in assembly language programming; it is an intermediate to advanced-level course. Minimum hardware required is a Model I Level II, 16 K RAM one disk drive system.

REMDISK-1 only **\$29.95**
Dealer inquiries invited



REMSoft, INC.
571 E. 185 St.
Euclid, Ohio 44119
(216) 531-1338



✓ 70

Includes \$1.50 for shipping and handling.
Ohio residents add 5% sales tax.
TRS-80® is a trademark of the Tandy Corp.

ROM
Wasn't built in a day!

And you need a good guide to explore it. **SUPERMAP** is an invaluable aid in discovering the hidden secrets of Level II ROM. **SUPERMAP** is a long detailed and commented memory map of ROM routines giving register setups for calling them. Reserved RAM and ROOT, SYS0, and SYS1 are commented. There are notes on the significant addresses in the Radio Shack Editor/Assembler, TRUG, and the Electric Pencil. Tape and memory format are given too. Learn which version of Level II ROM you have and what the differences are. All this and more for only **CMSVC**

Fuller Software
630 E. Sprague
Grand Prairie, TX 75051
(214) 642-0441

TUTAL Examine, clear, initialize, move and modify data in memory. Compare two blocks or search for up to 24 byte HEX or ASCII string. Punch, load, verify, or execute SYSTEM tapes. Set breakpoints and jump. Display and modify registers. Output to printer if desired. TUTAL tape has a home program. **MODIFY** improves EDTASM (1.1 or 1.2) by allowing return to BASIC without loss of source file. Also uses Level II I/O to allow debounce, serial drivers, etc. (16-48K) \$15

DUTIL Has all the above plus disk read and write. (16-48K 30K) \$20

DISK-MOD Modify EDTASM (1.1 or 1.2) under TREDOS, NEWDOS, even VTOS into a disk type E/A. Adds block move, global change, pagel output to printer with optional page prompt, sorted symbol table, and DEPM corrections. Protect memory, use Level II I/O block, recover from reboots, and branch to any address. **DIR, PRGE, and KILL** available without leaving the modified E/A (32K+ DOS required). \$20

DISABLE I Disassemble 180 code to video, printer or tape. Provides EQUATES ORG, and even labels. Tapes load into E/A to allow you to modify machine code programs easily. (16K, 32K, and 48K) \$15

DISABLE II DOS version writes E/A or MACRO disk file. (32K DOS) \$20

STEP80 will single step BASIC or machine language programs even in ROM. Outputs trace values to video or printer via DCR. **STEP80** more. Relocatable program. \$16.95 + \$1.00 postage and handling.

SILVER-IT a kit to silver solder the TRS80's cheap bus connections for increased reliability and wear. HI-NO silver away for only \$5.

INSIDE LEVEL II excellent manual containing 18 chapters on using ROM routines with many examples and explanations. It shows how to make a composite program load under SYSTPM but execute in both BASIC and machine language. Problems of using ROM in a disk system are shown and solved. Expand USB; relocate and interface with BASIC programs after reading these chapters. \$15.95 + \$1.00 postage and handling.

THE BOOK The most comprehensive and complete book yet on the math routines in Level II ROM. Has a commented disassembly of addresses 708 to 1607. This is the BOOK for the serious assembly programmer. 136 pages. 7 chapters. \$14.95 plus \$1.50 postage and handling.

DOS Bytes ROOT, SYS0/SYS, SYS1/SYS comments. 12 page booklet. \$5

COMPUTER PAPER AND LABELS

9 1/2 x 11
(8 1/2 x 11 Detached)

\$24.95

1 PART BLANK
Now with 3300 sheets

(F.O.B. St. Louis MO.)

14 7/8 x 11
(Same Detached)

\$29.95

Pressure Sensitive Labels



15/16 x 3 3/4

1 Across.....\$9.95/5M — 2 Across.....\$19.95/10M

655
MESCALERO

FORM VILLAGE

✓ 293 St. Louis MO.
63031

TOLL FREE 800 325-6987 IN MISSOURI: 314-831-3535

LOWER CASE & GRAPHIC SYMBOLS GENERATOR KIT FOR TRS-80™ CG 16 \$64.50



TRUE 2 LINE DECENDER LOWER CASE. ELECTRONIC SYMBOLS. THIN LINE GRAPHICS. GAME SYMBOLS. TEXTURED BACKGROUNDS AND MANY MORE. DEMO CASSETTE IS INCLUDED. FULLY ASSEMBLED WITH DETAIL INSTRUCTION FOR EASY INSTALLATION. REQUIRES ELECT. PENCIL TYPE LC. MOD OR ORDER MEMORY AND SWITCH KIT. SMK. FOR \$18.50

SYNCHRONOUS DATA SEPARATOR FOR DISK USERS. SDS \$24.50

THE SYNCHRONOUS DATA SEPARATOR WILL ELIMINATE 100% OF THE SOFT READ ERRORS AND SPEED UP DISK ACCESS TIME BY ELIMINATING RETRIES BY THE DISK CONTROLLER

THE SDS PLUGS INTO THE DISK CONTROLLER'S SOCKET AND HAS ONLY TWO WIRES TO CONNECT. NO TRACES HAVE TO BE CUT. IT IS THE MOST RELIABLE AND ACCURATE DATA SEPARATOR AVAILABLE

ADD \$2.50 FOR S. & H. CALIF. RES. ADD 6% SALES TAX. SEND CHECK OR MONEY ORDER TO

G.P. ASSOCIATES ✓ 203
P.O. BOX 22822, SACRAMENTO,
CA 95822 (916) 392-0257

TRS-80 IS A TRADE MARK OF TANDY CORP

CPT 2000 Series of Expansion Interfaces

FEATURES ... RS232C/M.A. Serial Interface
Field Proven LNW Expansion Board • Floppy Disk Controller • 32K BYTE RAM Expansion
Parallel Printer Port & Screen Printer Port
Real Time Clock • Custom All Wood Cabinet

Complete LNW Expansion Kit \$ 249. Assembled..... \$ 349.

LNW P.C. Board ONLY ... \$ 69. Custom Cabinet CPT 2000 ... \$ 99.

All components available / call for price.

Complete System as follows: Single Tandon 40 Track Disk Drive • RS232C Serial Interface
Custom Cabinet • 32K RAM • Assembled/Tested/Guaranteed • Regular... \$799.

INTRODUCTORY PRICE.....\$ 750.

All products sold by COMPUTEX are 100% guaranteed for 90 days. A 1 year 100% guarantee is available on all of our hardware for an additional 10% of the items purchase price.

ALL ORDERS SHIPPED WITHIN 6 DAYS OF ORDER

VISA/Master Card accepted (add 4% to total)

SHIPPING — UPS insured (call for rate)

C.O.D.'s accepted (may require 10% down)

Personal checks held 2 weeks prior to shipping.

Computex ✓ 392

17710 Heritage Ct., Webster, Tx. 77598 (713) 332-4359

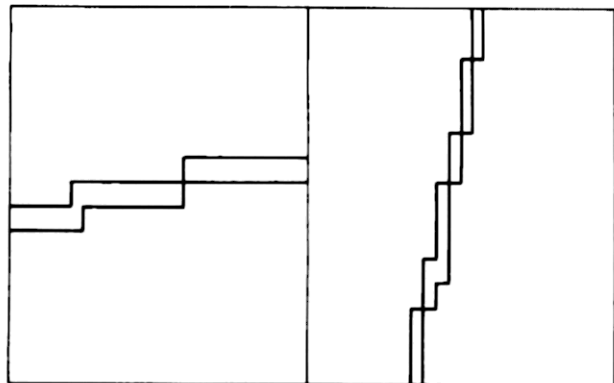


Fig. 4. Near-horizontal Line on Video Monitor (on left) and Near-vertical Line.

width of the Quick Printer paper (approximately 4.75 inches) as the horizontal axis. It compensates for the 80 characters per line, compared with 128 spaces on the horizontal axis of the video monitor, by compressing 1.6 spaces of video into one line character on the Quick Printer.

This works all right, but the curves are further compressed about the vertical axis. Now seven units on the horizontal

axis equal one unit on the vertical axis. This is shown in Fig. 3.

My solution is to use the width of the Quick Printer paper as the vertical axis and the length of the paper as the horizontal axis. This corresponds roughly with the 48 by 128 matrix on the video monitor.

Now, if I let one line character represent one unit on the vertical axis, with one line representing a unit on the horizontal

NEW FROM MICRO-SYSTEMS!!!

Micro-Systems Software Inc. now has double density software available for TRS-80® Model I's that are equipped with the Percom Doubler. +

First is a disk editor called "Disk Zap 2.3". This editor will work either single or double density diskettes. It is track and sector oriented, and offers total access to all parts of the disk. It has the ability to format and backup diskettes as well as editing them.

Second is our new double density DOS. DOSPLUS 3.1D is similar in most respects to our single density operating system; but offers the increased disk storage of double density.

Disk Zap is \$19.95, and DOSPLUS 3.1D is \$99.95. To order, call or write us at the address below. Master Card and Visa welcome. Orders accompanied by a personal check will be shipped when the check clears the bank.



**MICRO-SYSTEMS
SOFTWARE INC.**
Specializing in the Tandy Line

✓ 384




(305) 983-3390

**5846 Funston Street
Hollywood, FL 33023**

*TRS - 80 is a trademark of Tandy Corp.
+ Doubler is a trademark of Percom Data Corp.

SOFTWARE FOR THE TRS-80*




**NOW!
A LIGHT PEN
FOR THE TRS-80
AND
SOFTWARE
THAT USES IT!**

QS LIGHT PEN. We have taken the excellent Photopoint™ light pen and packaged it with our own custom software. Use the light pen to draw on the video screen, make multiple choice selections, or add zip to your game programs. You get the light pen, which plugs into your tape recorder, and an instruction booklet that includes the software you need to interface to your own BASIC programs. Our software routines are in BASIC and a simple GOSUB puts the light pen in action. These routines include a "menu selection" routine and a "screen location" routine. Two BASIC programs that demonstrate these routines are also included. One 9V battery required, not included. Light Pen — **\$19.95**

SKETCH-80™ by Bob Christiansen. Use the QS light pen to draw figures on the TRS-80 video screen. Figures are drawn at three times normal size. Then save your sketch in memory and start another one. Your sketch can be displayed at normal size or at the enlarged size at which they were drawn. Combine two or more sketches on the same screen. Ask the computer to print out the POKE values required to produce your sketch using BASIC. Save your sketches on diskette. This system program figures out how much memory your TRS-80 has and allocates storage accordingly. Requires level II, 16K. On Cassette — **\$14.95**

THE FOLLOWING PROGRAMS REQUIRE LEVEL II, 16K, AND CAN BE PLAYED WITH OR WITHOUT A LIGHT PEN.

POKER PETE™ by Dave Gubser. Play five card draw poker one-on-one against an animated PETE. Watch PETE shuffle and deal the cards. He will challenge you with bluffs, raises, calls and folds in this winner-take-all showdown. And watch out — PETE's got a gun! Three levels of skill. Written in BASIC. On Cassette — **\$11.95**



LOWBALL POKER by Danny Shea. How low can you go? It's you against Micro Molly and the lowest hand wins. That's the rule in lowball poker. This version plays the popular Gardenia, California rules. Don't take her for granted — Molly plays an excellent game. Written in BASIC. On Cassette — **\$11.95**

RUMMY MASTER by Dave Gubser. Play rummy against the computer. Exceptional graphics display your hand, the discards, and the cards that have been melded. You see your opponent shuffle and deal out the cards. Tested in an arcade, this program was a big hit. Written in BASIC. On Cassette — **\$11.95**

MATCH CARDS by Danny Shea, **BANKSHOT** by Bob Christiansen. Two programs on one cassette. **MATCH CARDS** is a concentration-type game where you match numbers, letters, or graphic shapes. For 1 or 2 players. Automatic scoring rates your recall ability. Written in BASIC. **BANKSHOT** is a billiard-like game for those who think they know all the angles. Hit the ball into the pocket, but you must hit a wall first. Written in BASIC with machine language subroutines. Just CLOAD and RUN. For 1 or 2 players. On Cassette — **\$9.95**

THE FOLLOWING PROGRAMS REQUIRE LEVEL II, 16K, AND DO NOT USE A LIGHT PEN.

FASTGAMMON™ by Bob Christiansen. Our popular machine language backgammon game that started us in business. The computer plays against you and makes good moves instantaneously. Option to replay dice rolls from the previous game. An eight-page instruction booklet is included. On Cassette — **\$19.95**
On Diskette — **\$24.95**

DEBUG by Bob Pierce. Debug machine language programs by stepping through one Z-80 instruction at a time. Relocatable. Several display options. Multiple break points. Modify memory and registers. On Cassette — **\$14.95**

Z-80 DISASSEMBLER by Vic Tolomei. Decode machine language programs, including TRS-80 ROM with this Z-80 Disassembler written in BASIC. Instruction mode prints out machine code and Zilog mnemonics in standard format. Or use the ASCII mode which converts machine language code to ASCII. On Cassette — **\$14.95**



QUALITY SOFTWARE ✓ 188
6660 Reseda Blvd., Suite 105, Reseda, CA 91335
Telephone 24 hrs., 7 days a week: (213) 344-6599

HOW TO ORDER: MasterCharge and Visa cardholders may telephone their orders and we will deduct \$1 from orders over \$19 to compensate for phone charges. Or mail your order to the address above. California residents add 6% sales tax. **Shipping Charges:** Within North America orders must include \$1.50 for first class shipping and handling. Outside North America the charge for airmail shipping and handling is \$5.00 — payable in U.S. currency.

*TRS-80 is a registered trademark of Tandy Corp.
*Photopoint has been trademarked by Micro Matrix

axis, the result will be a graph with the curves compressed about the horizontal axis.

To solve that, I use the 40 character/line option CHR\$(30) and the 80 character/line option CHR\$(29). With them I print every other column from the TRS-80 video monitor (step 2 in line 122). This has the disadvantage of using only 37 out of the 48 video monitor lines, but it results in a more legible graph.

So much for scaling. The TRS-80 video monitor presents any lines or curves that are not vertical or horizontal as a series of blocks, much like stair steps. Fig. 4 shows how lines close to the horizontal and how lines

close to the vertical appear on the video.

Lines 170 and 171 in the Program Listing are designed to eliminate extra + 's on near-vertical lines. I tried putting in a similar routine to eliminate extra + 's for near-horizontal lines—and succeeded in eliminating so many that the graph was unintelligible!

The finished product is shown at Fig. 5. Note that it looks more like Fig. 1 than Fig. 2. It demonstrates that with some fitting to the particular curves being graphed, you can print a satisfactory representation of the video monitor display on the TRS-80 Quick Printer. ■

```
>[
5 'THIS PROGRAM DISPLAYS THE
6 'EQUATIONS:
7 'X[3/350-X(2/50-10*X/7-Y
8 'AND 38*X/138=Y FOR USE IN
9 'THE QUICK PRINTER PROGRAM.
10 CLS
20 X=63:FOR Y=0 TO 37:SET(X,Y):NEXT Y
21 FOR Y=37 TO 0 STEP 2:RESET(X,Y):NEXT Y
22 Y=18:FOR X=0 TO 127:SET(X,Y):NEXT X
23 FOR X=127 TO 0 STEP 2:RESET(X,Y):NEXT X
30 FOR X=-63 TO 63 STEP 2
40 Y=18-X[3/350+X(2/50+10*X/7
50 Z=X+63
60 IF(Y>37)OR(Y<0)THEN 65 ELSE SET(Z,Y)
65 A=18-X*38/128:Z=X+63
66 IFA<0 THEN 70 ELSE SET(Z,A)
70 NEXT X
90 'QUICK PRINTER GRAPHICS
91 'BY A. C. BOLE, JR.
100 LPRINT CHR$(30) " -15 -10 -5";
102 LPRINT " 0 5 10 15";
110 LPRINT " .....";
112 LPRINT " .....";
113 '100-112 LABEL THE VERTICAL AXIS.
120 FOR A=1 TO 127 STEP 2: A1=ABS(A-63)
122 IFA1<10 LPRINT CHR$(29) " "; A1;
124 IFA1>9 LPRINT CHR$(29) A1;
125 '122-124 LABEL THE HORIZONTAL
126 'AXIS. CHR$(29) USED SO AS TO
127 'TAKE UP AS LITTLE LINE SPACE AS
128 'AS POSSIBLE. TWO LINE CHAR-
129 'ACTERS MUST BE USED FOR EACH
130 'LINE FOR ACCURATE GRAPHING;
131 'HENCE THE " "; IN LINE 122.
140 FOR B=36 TO 0 STEP -1
141 IFA=63 THEN 142 ELSE 150
142 B=B+2
143 IFE/5=INT(E/5) THEN 144 ELSE 146
144 LPRINT CHR$(30) " ";:GOTO 180
146 LPRINT CHR$(30) " ";:GOTO 180
147 '144-146 PRINT VERTICAL AXIS.
150 IF B=18 THEN 152 ELSE 170
152 IFA1/5=INT(A1/5) THEN 144 ELSE 154
154 LPRINT CHR$(30) " ";:GOTO 180
155 '154, 144 PRINT HORIZONTAL AXIS.
170 IF POINT(A,B)=-1 THEN 171 ELSE 177
171 IF POINT(A,B+1)=-1 THEN 177
176 LPRINT CHR$(30) "+";:GOTO 180
177 LPRINT CHR$(30) " ";:GOTO 180
180 NEXT B
181 LPRINT ""
190 NEXT A
200 GOTO 200
3010 FOR D=0 TO 47
3020 FOR X=0 TO 127 STEP 1.6
3030 IF POINT(X,D)=-1 THEN LPRINT "+"; ELSE LPRINT " ";
3050 NEXT X
3060 LPRINT ""
3070 NEXT D
3080 GOTO 3080
READY
>
```

Program Listing.

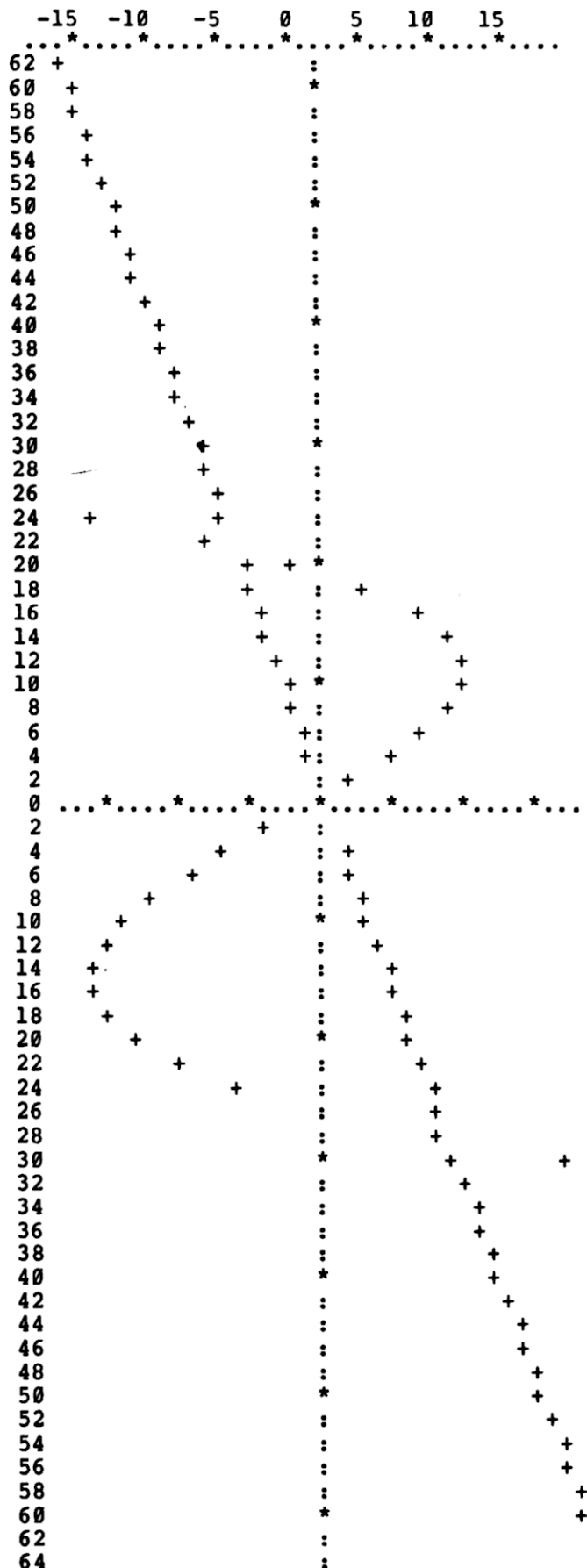


Fig. 3. Graph on Quick Printer with Width of Paper as Horizontal Axis.

SPECIAL DELIVERY

WORDPROCESSING

Don't play games with YOUR mailing list in a BASIC program! Get down to business with SPECIAL DELIVERY.

Fast, dependable and easy to use machine language from SOFTWARE CONCEPTS.

"If you're presently looking for a mailing list processor, this represents the current state of the art. ... leave any equivalent BASIC program miles behind ... extremely fast searches and sorts... At a price of \$125.00 this package is not cheap. But then good software doesn't come for pennies. Any businessman using mailing lists (and that doesn't leave out many!) would be well advised to use this package. You'd be hard put to find a better one."

80 Microcomputing - 80 Reviews - July 1980

"...machine language, very rapid and extremely sophisticated... Easy to enter and edit data... The ability to sort via any field, the speed of data entry, and the ease of editing are all very impressive... tremendous flexibility... (MAILRITE) allows you to print letters, envelopes, or labels from a master mailing list made from MAILFORM... machine language, very fast and cleanly written..."

80-US - Software Review - Sept/Oct 1980

**SPECIAL DELIVERY will operate in all known
TRS-like DOS environments,
including double density and hard disk.**

SPECIAL DELIVERY (MOD I)	\$125
SPECIAL DELIVERY (MOD II)	\$275



✓42

Software Etc . . .
1839 Chamberlain Drive
Carrollton, Texas 75007
Phone Orders: (214) 492-0515

Dealer inquiries invited - Write for our complete brochure of fine software

You say you want educational software. Here it is, Bunkie.

Hey . . . You in the Corner

Mike South
4510 Clark Rd.
Pasco, WA 99301

Attention, class! Can anyone name a use for a computer? No, not games! Yes, you in the corner. Ah, good! Did everyone hear that? He said *educational games*".

"What's that, Simon? You have a 4k Level I TRS-80, but no educational programs for it? Never fear! Today the Professor has just what the doctor (of computer science) ordered."

Mission Control

Mission Control is a program that makes simple math drills—addition, subtraction, multiplication and division—enjoyable for students. You can even use

the program to practice with negative numbers.

As the student runs the program, a series of math problems are presented. The problems may be any combination of the four mathematical operations and in any of four difficulty levels. As the student progresses, various messages, such as Tracking—Go!!, light up the annunciator panel at the left of the screen. With each correct answer a timer decreases by one. When a student answers a certain number of problems correctly, a rocket ship blasts off from a launching pad and continues across and off the top of the screen.

Load and run the program. Make sure that whoever is going to use the program knows these five things:

1. Push the Enter key after each answer.
2. Use the ← key to correct

mistakes.

3. To prematurely stop the program, press the Break key.
4. Numbers are entered calculator fashion (with each new digit the number is shifted over and the new digit is put in the ones column).
5. There is a difference between zero and the letter O. The computer will not accept O for a number, only zero.

After you have typed Run there will be a short delay as the computer initializes the random numbers. It will then print a short introduction to get the students attention. It will ask which types of problems (+, -, ×, ÷) are wanted. You may choose more than one, but you must choose at least one. These four questions must be answered Yes or No.

The computer will then ask for a skill level number, which the student answers by entering a

Modification	Room required
One	14 bytes
Two	None
Three-Five	Total of 19 for all three, +/− approximately 25 bytes for each skill level added/deleted
Six	− 333 bytes
Seven	− 52 bytes
Eight	164 bytes
Nine	60 bytes
Negative numbers indicate a space saving modification.	

Table 1. Memory Size Modification Table.

LYNX

makes your TRS-80 a whole new animal.

LYNX is more than a telephone coupler. LYNX is a one-piece total telephone linkage system for TRS-80 Level I and II computers, with or without expansion interface. No RS-232 required for true originate/answer direct-connect telephone operation. DOS-compatible EMTERM "smart terminal" software furnished on cassette. Already have a favorite TRS-80 program? Use it with LYNX.

With LYNX you can tap the Source or the new Compu-Serve Information Utility. Control university, business and personal computers from a remote location. Communicate via electronic mail. Learn from library data bases. Profit by instant financial market info.

All for only \$279.95* at your dealer or:

ESI  **EMTROL SYSTEMS, INC.** ✓ 278

123 LOCUST STREET LANCASTER, PENNSYLVANIA 17602
Phone 717/291-1116

VISA or Master Card Welcome



*Add \$2.50 for shipping and handling. PA residents add 6% sales tax.
Includes all cables, "EMTERM" terminal program, instruction manual.
FCC Registration Number: A909KE-69488-DM-N



Factory orders shipped same day.

"TRS-80 is a trademark of the Radio Shack Division of Tandy Corporation"

MICRO-80™ CASSETTES— 100% ERROR-FREE

C-10

WHOLESALE
PRICED

59¢

LOTS OF 24 EACH

C-20

WHOLESALE
PRICED

79¢

LOTS OF 24 EACH

- Fully Guaranteed!
- World's Finest Media
- Premium 5-Screw Construction
- Used by Software Firms Nationwide
- Dealer and Club Discounts Available
- Custom Storage Case, Add 13¢ Each
- Write for Wholesale Price Listing

μ80™

MICRO-80™ INC. ✓ 476
E-2665 NO. BUSBY ROAD
OAK HARBOR, WA 98277

its...SOFTWARE SE Search Entry

SE is a super-fast, general purpose information retrieval program for the TRS-80*. The uses of SE are limitless. It can be a file system, a matching service, an inventory control, or a message center. Whenever fast searching of large amounts of data is needed, SE can be your program. Written in Z80 machine language, SE compares tens of thousands of characters in a few seconds. Simple commands add, change, or remove data entries. To search for entries, up to 64 characters can be combined as targets for immediate retrieval. SE occupies only 4K; the rest is storage and can be saved on tape or disk.

The tape version for 16K level II, SE2.0, is \$24.95, while the disk version for DOS up to 48K, SE3.0, is \$49.95. The price includes full documentation.

Other TRS-80 its...Products

COMPU-DIET - Weight Loss System
Behavior Mod, Forecast, Database
MINIVENT - Minimal Inventory Control
1400 items, 16K Level II
BASICIO - Machine Language I/O for BASIC
Data and Programs to Tape or Disk

Please send

☐ SE2.0 (tape) @ \$24.95 ☐ COMPU-DIET 1.2 @ \$19.95
☐ SE3.0 (disk) @ \$49.95 ☐ MINIVENT 2.0 @ \$49.95
☐ BASICIO 1.5 @ \$14.95 ☐ Additional Information

Fla. Res. add 4% Sales Tax - Total \$

☐ Check/Money Order ☐ VISA ☐ MASTERCARD

Card No. _____ Exp. Date _____

Name _____ Bank No. (MC) _____

Address _____

its... Information Technology Systems
POB 2667 Sarasota FL 33578
(813) 366-0064

*TRS-80 is a trademark of Radio Shack, a Tandy Corporation

Presenting:

STELLAR ADVENTURE

Explore the galaxy and fight the deadly Kyraxans in this real-time graphic game with sound. Traveling through the cosmos, you will encounter solar systems with orbiting planets, Kyraxan dreadnoughts which launch smaller fighters, fantastic alien treasures, black holes and other interstellar phenomena. Land on planets which may contain alien bases or cities. Fast Machine Language graphics and optional line printer output are included.

16K Level II tape: \$14.95, 32K Disk: \$19.95, Payment: Check, M.O., Visa, M.C. NY residents 7% tax.

FREE CATALOG OF TRS-80™
PROGRAMS AVAILABLE.

*TRS-80 is a Trademark of Tandy Corp.

Software Innovations
Suite 811
320 Melbourne Road
Great Neck, NY 11021

1. BUSINESS PROGRAM PACKAGE

13 Business programs (e.g., capital budgeting, cash-management, ratio analysis, debt management). These programs will be very useful to the business manager. (Price \$200)

2. PROCUREMENT PROGRAM

Ascertains purchase amount when future price of commodity is varying. A must for all managers who have purchasing responsibilities. This program takes into consideration inventory levels, inventory capacity, and financial carrying cost in determining the optimal amount of an item to purchase when future prices are varying. (Price \$150)

3. PROFORMA CASH-BUDGET PROGRAM

Allows the user to project the cash-balances for up to twelve periods in the future. Amount of loan, if needed, is computed as well as computing funds available for short-term investment. (Price \$125)

4. LEASE-PURCHASE PROGRAM

Evaluates the lease vs. purchase decision incorporating all the latest tax laws including the investment tax credit and accelerated depreciation. This program gives the user all the information necessary to make this decision. (Price \$50)

5. COLLEGE ENROLLMENT PROJECTION PROGRAM

Forecasts the enrollment for colleges using several different statistical techniques. User can specify the number of periods for which a forecast is desired. (Price \$100)

Extensive Documentation With Each Program

All programs on disk and require at least 32K of memory.

Write or call for a brochure which describes the product in greater detail.

✓ 87

5200 Brittany Drive, #1006 St. Petersburg, Florida 33715
813-864-4347

Attention TRS-80 Mod II owners: P&T CP/M® 2 has more to offer!

More Disk Storage 596K bytes with double density on standard single sided disk drives. If that's not enough, versions are available for double sided expansion drives (1.2M bytes per disk) and the Cameo Hard disk system (10M bytes.)

More CRT Functions P&T CP/M 2 has the most advanced screen driver available for the Mod II including: erase to end of line/screen, insert/delete line, cursor addressing, non-scrolling area on screen, and much more.

More Serial I/O Capabilities The serial drivers in P&T CP/M 2 support ETX/ACK, XON/XOFF, and request to send handshaking. Direct control of serial ports is also available for special applications.

More Documentation We provide the standard CP/M manuals and our own 150 page manual written specifically for P&T CP/M 2.

More Utilities We have added 14 of our own utility programs for the Mod II to the standard CP/M utilities.

More Useful System Functions P&T CP/M 2 has all sorts of useful features you won't find elsewhere: type-ahead buffer for keyboard input, system time of day clock, automatic program execution and lots more.

Prices

Standard P&T CP/M 2	\$185
P&T CP/M 2 for Shugart 850 2 sided drives	\$220
P&T CP/M 2 for Cameo Hard Disk system	\$250

We also carry other software packages, single & double sided expansion drives and the Cameo Hard Disk System. Write for details.



Prepaid COD Mastercharge or Visa orders accepted
Shipping extra California residents add 6% sales tax

PICKLES & TROUT

P.O. BOX 1206, GOLETA, CA 93017, (805) 967-9563

CP/M is a trademark of Digital Research Inc. TRS-80 is a trademark of Tandy Corp.

3200 x D, a, b, c, d, e, f

x = Skill level number

a = Maximum of first addition number

b = " second "

c = " answer (a + b). If the values randomly chosen for a and b would result in an answer greater than c, new values for a and b are chosen.

d = Maximum of first multiplication number

e = " second "

f = " answer (d * e)

The program creates subtraction problems from addition problems. The addition problem 3 + 5 = ? would become 8 - 5 = ? or 8 - 3 = ? for a subtraction problem. The same method is used for multiplication and division.

Fig. 1. Skill Level Modification

number between one and four. The easiest is level one and the degree of difficulty progresses through level four, which is quite difficult even for an adult.

At this point the computer clears the screen, draws the pattern that will be used in the game, and then begins the test.

Three Opportunities

Each problem is displayed in the middle of the screen. The student has three opportunities to answer each problem, after which the computer prints the answer on the screen. (By the way, if the picture on the screen is disturbed during the game, press the Break key and run the program again.)

Each time the student answers a problem correctly the computer updates the timer and may light up a message in the annunciator panel. The seconds on the timer are equal to the number of problems to be answered before the rocket takes off, plus ten.

When the student correctly answers a certain number of problems the program simulates a count down, with the timer decrementing from ten to zero. At zero the rocket blasts off. After the visual display the student is told how well he did, by means of one of two computer messages. The message displayed depends upon the percentage of problems that were answered correctly on the first try.

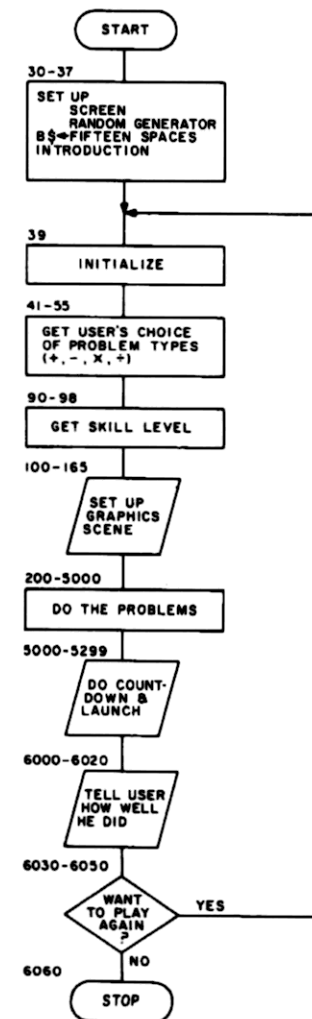
Finally the program asks if the student wants to play again.

Customizing Ideas

For those of you who can't

leave a good thing alone, I've included a few ideas for modifications.

Before you do any surgery make sure the entire patient is loaded into the computer. If you have only a limited amount of memory available, it is best to make sure there will be enough for all the changes you plan.



Flowchart 1. Master Flowchart

```

1 GOTO30
2 FORL=1TO500:NEXTL:RETURN
3 FORN=1TO9:D=D/10:IFD>=1:NEXTN
4 RETURN
5 IFRND(0)>.50=B:B=C:C=D
6 RETURN
7 CLS:B$=""
8 PRINT"WELCOME TO:PRINT" "MISSION CONT
R O L":PRINT
9 IFABS(A)>1E-34:A=A/4:B=RND(0):GOTO32
10 PRINT"OUR COMPUTER HAS BROKEN DOWN. YOU ARE OUR O
NLY HOPE!"
11 PRINT"YOUR MISSION: DO THE MATH PROBLEMS THE COMPUT
ER USED TO DO."
12 PRINT"PRINT" THERE ARE FOUR TYPES YOU CAN DO. ADDI
TION (+),
13 PRINT"SUBTRACTION (-), MULTIPLICATION (X), AND DIVISI
ON (/)."
14 FORK=100TO105:SET(K,21):NEXTK:SET(100,22):PRINT
15 R=F=5:Q=5:P=8:A=3:T=2:S=4
16 N=0:Y=1:RESTORE:L=0:FORJ=0TO3:READA$
17 PRINT"DO YOU WANT ";A$;:INPUTE:IFE*(E-Y)PRINT"YES OR
NO":GOTO50
18 A(J)=E:L=L+E:NEXTJ:IFL=0PRINT"YOU HAVE TO DO SOMETHI
NG.":GOTO41
19 PRINT"SKILL LEVEL (FROM 1 TO);S;. 1 IS EASIEST";S;
"IS HARDEST";:INPUTE
20 IF(E-INT(E))>(E<1)>(E>S)GOTO90
21 M=P+E*A-A:FORP=1TOE:READU,V,W,X,Y,Z:NEXTP:IFP>SGOTO1
00
22 FORO=1TO(S-P+1)*6:READB:NEXTO
23 CLS:FORK=2TO38STEP6:FORJ=2TO39:SET(J,K):SET(J,K+4):
NEXTJ
24 FORJ=KTOK+4:SET(2,J):SET(39,J):NEXTJ:NEXTK
25 J=47:GOSUB30000:FORK=29TO47:FORJ=48TO51
26 SET(J,K):NEXTJ:NEXTK:FORK=52TO62:SET(K,31):SET(K,39
):SET(K,47):NEXTK
27 FORJ=102TO126:SET(J,2):SET(J,6):NEXTJ:FORJ=2TO6:SET
(101,J)
28 SET(127,J):NEXTJ:PRINT@246,"TIMER";:PRINT@119,"0:";
M+10;
29 I=0:FORJ=MTOTSTEP-1:I=I+1
30 A=RND(U+1)-1:B=RND(V+1)-1:IFA>B:WGOTO210
31 G=RND(X+1)-1:H=RND(Y):IFG>H:ZGOTO220
32 D=A:GOSUB4:L=N:D=B:GOSUB4:IFN>LO=A:A=B:B=O
33 F=F*(F<4)+1:IFA(F-1)=0THEN300
34 ONFGOTO600,610,620,500
35 A=G*H:B=C:G=D:B=GOSUB4:PRINT@223-N,B;:D=A:GOSUB4:
PRINT@226,A;
36 FORK=66TO69+2*N:SET(K,7):NEXTK:FORK=8TO10:SET(66,K)
:NEXTK:GOTO900
37 C=A+B:A$="+":GOTO630
38 C=A-A:B=C:A$="-":GOSUB6:GOTO630
39 A=G-B:H=C-A:B$="X":D=A:GOSUB4:L=N:D=B:GOSUB4:IFN>
LO=A:A=B:B=O
40 D=B:GOSUB4:PRINT@97-N,B;:D=A:GOSUB4:PRINT@33-N,A;
41 FORK=63-2*NTOT67:SET(K,7):NEXTK:PRINT@94-N,A$;
42 PRINT@410,"THE ANSWER IS ";:INPUTE:PRINT@410
43 IFE=CR=R+1:K=0:PRINT@410,"RIGHT !!!":GOTO2300
44 FORK=1TOT:PRINT@410,"WRONG.":GOSUB2
45 PRINT@410,"TRY AGAIN. ANSWER IS ";:INPUTE:PRINT@4
10:IFE=CK=99
46 NEXTK:IFK>90PRINT@410,"VERY GOOD!":GOTO2300
47 PRINT@410,"SORRY. YOUR GUESSES ARE UP.":J=J+1:GOSU
B2
48 PRINT@410:IFE=4PRINT@95,"^":GOTO2300
49 PRINT@416,"["
50 D=A:GOSUB4:L=N:D=C:GOSUB4:PRINT@225-N+(L-127)*(F=4
),C;
51 FORL=1TO1500:NEXTL
52 PRINT@119,"0:";J+9;
53 L=INT((J-1)*5/M):IFL-QREADA$:PRINT@4-L*128+67,A$
;:Q=L
54 FORL=0TO6:PRINT@22+L*64,B$;:NEXTL:NEXTJ:READA$:FOR
J=9TO0STEP-1
55 PRINT@707,B$;:RESET(36,33):FORT=1TO250:NEXTT:PRINT
@707,A$;:RESET(36,33)
56 FORT=1TO250:NEXTT:PRINT@119,"0:";J;:NEXTJ:PRINT@8
38,"LAUNCH!";:RESET(26,39)
57 O=47:FORJ=41TO1STEP-6:GOSUB30000
58 FORK=J+1TOO:FORL=0TO4:RESET(64+L,K):RESET(64-L,K):
NEXTL
59 RESET(57,K):RESET(71,K):RESET(55,K):RESET(73,K):NE
XTK:FORK=J+1TOJ+10
60 IFK<48SET(64,K):SET(63,K):SET(65,K)
61 RESET(64,K):RESET(63,K):RESET(65,K):NEXTK:O=J:NEXT
J:GOSUB2
62 PRINT@410,"YOU TOOK";I;"TRIES TO GET"
63 PRINT@475,M;"PROBLEMS RIGHT."
64 PRINT@539,"YOU GOT";R;"RIGHT ON THE FIRST TRY.":PR
INT@602;
65 IF(R/I)>=.7PRINT"THE MISSION WAS A SUCESS.":GOTO60
30
66 PRINT"THE ROCKET GOT LOST."
67 FORL=1TO3500:NEXTL:PRINT@474:PRINT@539:PRINT@602:N
=0:Y=1
68 PRINT@410,"DO YOU WANT TO PLAY AGAIN";:INPUTE:CLS
69 IFE*(E-Y)PRINT"YES OR NO":GOTO6040
70 IFE=0GOTO39
71 END
72 FORK=J-19TOJ:IFK>=0SET(64,K)

```

```

30010 NEXTK:FORK=J-16TOJ:IFK>=0SET(63,K):SET(65,K)
30020 NEXTK:FORK=J-13TOJ:IFK>=0SET(62,K):SET(66,K)
30030 NEXTK:FORK=J-11TOJ:IFK>=0SET(61,K):SET(67,K)
30040 NEXTK:FORK=J-4TOJ:IFK>=0SET(60,K):SET(68,K)
30050 NEXTK:FORK=J-2TOJ:IFK>=0SET(57,K):SET(71,K)
30060 NEXTK:IFJ>=0SET(55,J):SET(73,J)
30070 RETURN
32000 DATA"ADDITION","SUBTRACTION","MULTIPLICATION","DIV
ISION"
32001 DATA10,10,10,10,5,45
32002 DATA10,10,10,10,9,81
32003 DATA100,10,99,100,9,999
32004 DATA100,100,200,100,99,999
32010 DATA"TRACKING - GO!!"," RANGE - GO!!"," SAFETY -
GO!!"
32020 DATA"ROCKET - GO!!","ALL SYSTEMS GO!","FINAL COU
NTDOWN"

```

DONE

Program Listing. Mission Control

First find how much space is left over after the program is loaded. Subtract 16 from that number; sixteen bytes are needed for an array. This is the amount of room available. Next calculate the amount of memory needed for the changes (Table 1).

Modification number one: As the program now stands, if the user misses a problem the next one will be a different operation. To give him the same operation as the one missed, type in the following line:

32001D.10.5.12.3.6.12

2895IFK<98F=F-1

Modification number two: If you desire to change the skill levels, enter Fig. 1 into your

computer. Substitute the desired numbers for the lowercase letters. For example, suppose that for skill level one you want the highest value assigned to the first addend to be 10, the highest value assigned to the second addend to be 5, the highest sum allowed to be 13; the assigned multiplicand value to be no greater than 3, the assigned multiplier value to be no greater than 6, and the result to be a maximum of 12. You would type:

40P=w.A=x.T=y.S=z

w = Number of problems must answer correctly for skill level one
x = Extra number of problems per skill level increase (E.G.: Skill level three would require w + x * 3 problems done correctly)
y = Number of extra tries
z = Number of skill levels available

Fig. 2. Modifications Three-Five

```

35ENTER
36ENTER
37ENTER
41A(0)=w.A(1)=x.A(2)=y.A(3)=z
50ENTER
55ENTER
32000ENTER

```

w = Addition
x = Subtraction
y = Multiplication
z = Division

For w,x,y,z: If equals one, you want that type of problem; zero if you don't

Fig. 3. Modification of Operation Choice

Variable	Lines Used	Use
AS	41-50 600-640 2500 5000-5120 90(for mod.#7)	Math operation name Math symbol (+, -, x) Annunciator message Annunciator message Dummy
BS	30-5120	Holds fifteen spaces (used to clear display)
A(0-3)	41-5000	Holds user's operation choices (1 = yes, 0 = no) 0: addition 1: subtraction 2: multiplication 3: division Random seed
A	32 39-97 210-400 500-2300	Increase, for each level above level one, in number of problems the student must answer correctly First addition/subtraction number Goes into this block as add/sub number, comes out as top number of problem I.E.: $\begin{array}{r} A \quad A \quad A \quad C \\ +B \quad -B \quad \times B \quad B \div A \\ \hline C \quad C \quad C \end{array}$
B	32,98 210-400 500-630	Dummy Second number for add/sub Goes in as second number for add/sub, comes out as bottom number of problem
C	500-2300	Answer to problem
D	230,500,620, 630,2300	Input to DIG# subroutine
E	50-55,90-97, 900-1100,1410, 6040-6050	Input
F	39-5000	Which operation currently doing (1:add 2:sub 3:mult 4:div)
G	220-400,500,620	First mult/div number
H	220-400,500,620	Second mult/div number
I	200-6015	Total number of problems attempted
J	41-55,100-165, 5200,5299 200-5000	For-next loops, usually graphics Number of problems student has yet to answer correctly
K	37,100-165,510 640,500-5299 1100-1700 (2300-2395 for mod. #1,	For-next loops. Graphics For-next loop; Extra attempt counter; Flag (K<98 if user didn't get problem right, K=0 if got right on first attempt)
L	41-55,230,620 1200,2000,2300, 2390,2500,5000, 6030 (630 for mod. #6) 5200-5299	General purpose; temporary
M	97-6010	For-next. Graphics Initial value for number of problems student must answer correctly
N	41-55, 6030-6045 230,500,510, 620,630-640,2300	Used for indirect input (if user wants "N", "NO", etc.) Output of DIG# subroutine
O	98,230,610,620 5200-5299	Temporary Used in graphics (holds last height)
P	39-98	Number of problems must answer correctly for skill level one
Q	39-5000	Holds number of last annunciator message displayed
R	39-6015	Number of problems student answered correctly on first attempt
S	39-98	Number of skill levels available
T	39-5000	Number of extra attempts user gets
U-Z	97-5000	Difficulties of problems for chosen skill
Y	41-55,6030-6045	Used in indirect inputing (like N)

Table 2. List of Variables

Routine	Lines	Var.	Uses
DELAY	2	L	Temporary
DIG#	4-5	D,N	D = Input, N = Output
SWITCH	6-7	B,C,O	B&C = Input&Output, O = temporary
ROCKET	3000-30070	J,K	For-next loops (graphics)

Table 2a. Subroutines

etc.)

Modifications three, four, and five: To change the number of extra tries given the student, and/or the number of problems that have to be answered correctly before the rocket will launch, and/or the number of skill levels, input the line shown in Fig. 2, using what part of it you need. If, for example, you wanted five extra attempts and six skill levels, but want to leave the number of problems as is, you would type:

40T = 5:S = 6

If you are going to change the number of skill levels to less than four, you should delete some of the lines which define the difficulties. Let's say that you only want two skill levels. You then have to delete the lines for skill levels three and four. To do this, type:

32003 ENTER
32004 ENTER

If you want more than four skill levels, you will have to add lines in the manner of modification two. If you desire five skill levels with the maximum values being 10, 10, 20 (addition) and 5, 5, 25 (multiplication) you would type:

32005D,10,10,20,5,5,25

You may have a maximum of nine skill levels.

Modification number six: To take away the user's freedom to choose operations (+, -, x, /), use the lines in Fig. 3.

Be very sure not to tell the computer to do nothing, e.g.:

41A(0) = 0:A(1) = 0:A(3) = 0

If you do, the computer will

```

2331FR.(0)>.5A = - A
2371FR.(0)>.5B = - B
2431FR.(0)>.5G = - G
2471FR.(0)>.5H = - H
630D = B:GOS.4:L = N:P.A.97 - N,
B::D = A:GOS.4:P.A.33 - N,A::IFN
<LN = L
4F.N = 1TO9:D = A.(D/10):
IFD> = 1N.N

```

Fig. 4. Negative Number Modification

get stuck!

Modification number seven: To freeze the skill level at some particular difficulty, enter the following:

```

90.1:"PRESS 'ENTER'
KEY TO GO ON":AS
93E = Z
Z = Skill level wanted

```

You must be careful to specify a skill level that is available.

If you don't expect to change the skill level often you can save space by cutting the skill levels down to one (modification five). Make level one as difficult as you want (modification two), and then freeze the skill level at level one.

Modification number eight: Type in the lines which are in Fig. 4 and the computer will give practice in negative numbers.

Modification number nine: As it comes from the factory, Mission Control will give you the answer to a problem you can't answer correctly, wait three seconds, and then continue. If you would rather have it wait until you're ready, use the following lines:

```

23931FK<98P.A.410:"PRESS 'ENTER'
KEY TO GO ON":I.A$:P.A.410

```

The computer will wait for you to push the ENTER key before going on.

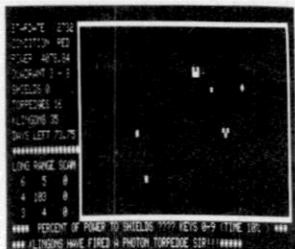
Converting to Other BASICs

Those of you who don't have a

C.	CLS
D.	DATA
E.	END
F.	FOR
N.	NEXT
S.	STEP
G.	GOTO
GOS.	GOSUB
I.	INPUT
N.	NEXT
P.	PRINT
P.A.	PRINT AT
RET.	RETURN
S.	STEP (FOR-NEXT)
T.	THEN
A.(X)	ABS(X)
I.(X)	INT(X)
P.(X,Y)	POINT(X,Y)
R.(X)	RND(X)
R.(X,Y)	RESET(X,Y)
S.(X,Y)	SET(X,Y)
T.(X)	TAB(X)

Table 3. Level I BASIC Abbreviations

SOFTWARE → TRS-80 ← SOFTWARE




PACKAGE ONE INCLUDES: GRAPHIC TREK 2000 — This full graphics, real time game is full of fast, exciting action! Exploding photon torpedoes and phasers fill the screen! You must actually navigate the enterprise to dock with the giant space stations as well as to avoid klingon torpedoes! Has shields, galactic memory readout, damage reports, long range sensors, etc! Has 3 levels for beginning, average, or expert players! *** INVASION WORG** — Time: 3099, Place: Earth's Solar System Mission: As general of Earth's forces, your job is to stop the Worg invasion and destroy their outposts on Mars, Venus, Saturn, Neptune, etc! Earth's Forces: Androids — Space Fighters — Laser Cannon — Neutrino Blasters! Worg Forces: Robots — Saucers — Disintegrators — Proton Destroyers! Multi level game lets you advance to a more complicated game as you get better! *** STAR WARS** — Maneuver your space fighter deep into the nucleus of the Death Star! Drop your bomb, then escape via the only exit. This graphics game is really fun! May the Force be with you! *** SPACE TARGET** — Shoot at enemy ships with your missiles. If they eject in a parachute, capture them — or if you're cruel, destroy them! Full graphics, real time game! *** SAUCERS** — This fast action graphics game has a time limit! Can you be the commander to win the distinguished cross! Requires split second timing to win! Watch out!

ONLY 14.95




PACKAGE TWO INCLUDES: CHECKERS 2.1 — Finally! A checkers program that will challenge everyone! Expert as well as amateur! Uses 3-ply tree search to find best possible move. Picks randomly between equal moves to assure you of never having identical games. *** POKER FACE** — The computer uses psychology as well as logic to try and beat you at poker. Cards are displayed using TRS-80's full graphics. Computer raises, calls, and sometimes even folds! Great practice for your Saturday night poker match! (Plays 5 card draw). *** PSYCHIC** — Tell the computer a little about yourself and he'll predict things about you, you won't believe! A real mind bender! Great amusement for parties. *** TANGLE MANIA** — Try and force your opponent into an immobile position. But watch out, they're doing the same to you! This graphics game is for 2 people and has been used to end stupid arguments. (And occasionally starts them!) *** WORD SCRAMBLE** — This game is for two or more people. One person inputs a word to the computer while the others look away. The computer scrambles the word, then keeps track of wrong guesses.

ONLY 14.95



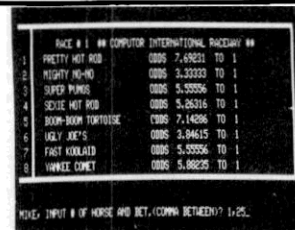
PACKAGE THREE INCLUDES: POE TRY — This program lets you choose the subject as well as the mood of the poem you want. You give TRS-80 certain nouns or names, then the mood, and it does the rest! It has a 1000-word + vocabulary of nouns, verbs, adjectives and adverbs! *** ELECTRIC ARTIST** — Manual: draw, erase, move as well as, Auto: draw, erase and move. Uses graphics bits not bytes. Saves drawing on tape or disk! *** GALACTIC BATTLE** — The Swineus enemy have long range phasers but cannot travel at warp speed! You can, but only have short range phasers! Can you blitzkrieg the enemy without getting destroyed! Full graphics — real time! *** WORD MANIA** — Can you guess the computer's words using your human intuitive and logical abilities? You'll need to, to beat the computer! *** AIR COMMAND** — Battle the Kamikaze pilots. Requires split second timing. This is a FAST action arcade game.

ONLY 14.95



PACKAGE FOUR INCLUDES: LIFE — This 2-80 machine language program uses full graphics! Over 100 generations per minute make it truly animated! You make your starting pattern, the computer does the rest! Program can be stopped and changes made! Watch it grow! *** SPACE LANDER** — This full graphics simulator lets you pick what planet, asteroid or moon you wish to land on! Has 3 skill levels that make it fun for everyone. *** GREED II** — Multi-level game is fun and challenging! Beat the computer at this dice game using your knowledge of odds and luck! Computer keeps track of his winnings and yours. Quick fast action. This game is not easy! *** THE PHAROAH** — Rule the ancient city of Alexandria! Buy or sell land. Keep your people from revolting! Stop the rampaging rats. Requires a true political personality to become good! *** ROBOT HUNTER** — A group of renegade robots have escaped and are spotted in an old ghost town on Mars! Your job as "Robot Hunter" is to destroy the pirate machines before they kill any more settlers! Exciting! Challenging! Full graphics!

ONLY 14.95



PACKAGE FIVE INCLUDES: SUPER HORSE RACE — Make your bets just like at the real racetrack! 8 horses race in this spectacular graphic display! Up to 9 people can play! Uses real odds but has that element of chance you see in real life! Keeps track of everyone's winnings and losses. This is one of the few computer simulations that can actually get a room of people cheering! *** MAZE MOUSE** — The mouse with a mind! The computer generates random mazes of whatever size you specify, then searches for a way out! The second time, he'll always go fastest route! A true display of artificial intelligence! Full graphics, mazes & mouse! *** AMOEBA KILLER** — You command a one man submarine that has been shrunk to the size of bacteria in this exciting graphic adventure! Injected into the president's bloodstream, your mission is to destroy the deadly amoeba infection ravaging his body! *** LOGIC** — This popular game is based on Mastermind but utilizes tactics that make it more exciting and challenging. Has 2 levels of play to make it fun for everyone. *** SUBMARINER** — Shoot torpedoes at the enemy ships to get points. Fast action graphics, arcade type game is exciting and fun for everybody!

ONLY 14.95

HARDWARE → TRS-80 ← HARDWARE

MICRO SPEED

Upgrade your "slow" TRS-80 to a SUPER FAST MACHINE!! (2.66 MHZ) over 50% FASTER! Some of the features:

Auto turn-off during cassette or disk access. (This means NO lost programs EVER!) (Turns back on automatically too!) **MANUAL control.** (Unit may be turned on or off at any time. Yes even during program execution!) Keyboard indicator light "blinks" when micro-speed is on. Stops blinking when off! Don't wait for SARGON II or any other program!!! Comes with easy to follow instructions. (Some soldering required.) OR take to your local computer store or TV-Appliance Center for quick installation. (5-10 minutes!!) Works with any model, TRS-80.

ONLY 29.95 complete

MICRO BEEP

Simple hook up: Just plug cassette remote jack into unit.

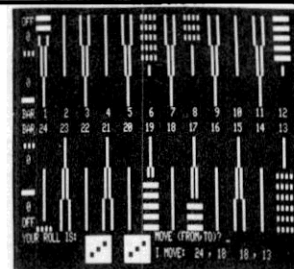
EASILY CONTROLLED FROM BASIC:

OUT 255,4 = on
OUT 255,0 = off

MICRO-BEEP make games more fun as well as provide useful sound output for professional applications!

Works with Any Model I TRS-80

ONLY 15.95 complete



PACKAGE SEVEN INCLUDES: BACK GAMMON 5.0 — 2 different skill levels make this game a challenge to average or advanced players! FAST (15 second avg) Looks for best possible move to beat you! **FANTASTIC GRAPHICS.** Plays doubles and uses international rules *** SPEED READING** — Increases your reading speed. Also checks for comprehension of material. Great for teenagers and adults to improve reading skills *** PT 109** — Drop depth charges on moving subs. Lower depths get higher points in this fast action graphics game. *** YAHITZEE** — Play Yahtzee with the computer. This popular game is even more fun and challenging against a TRS-80! *** WALL STREET** — Can you turn your \$50,000 into a million dollars? That's the object of this great game! Simulates an actual stock market!

ONLY 14.95

PACKAGE SIX INCLUDES: 20 HOME FINANCIAL PROGRAMS — Figures annualization, annuities, description rates, interest tables, earned interest on savings and much, much more. These programs will get used again and again. A must for the conscientious, inflation minded person.

ONLY 14.95

SIMUTEK

Exceptional Products through Research & Imagination

Send Check, Money Order or Bank Card No. orders to:

SIMUTEK
P.O. Box 13687
Tucson, AZ 85732

FREE Postage and Handling

Master
Charge

Call Toll Free
(800) 528-1149
(C.O.D. \$3 extra)

Visa

Same Day Shipment on Bank Cards,
Money Orders & C.O.D.

All Tape Programs Require a Minimum of 16K Level 2
Packages Available on Diskette (32K System) \$4.25 Extra
3 or More Packages Get 10% Discount

Dealer Inquiries Invited

TRS-80 IS A REGISTERED TRADEMARK OF TANDY CORP.

Level I TRS-80 but want to use this program on your computer will need to know a few details about this BASIC.

Graphics: The 80 has a graphics resolution of 128 vertical by 48 horizontal. The top left corner is position (0,0) and the bottom right is position (127,47). The commands used to manipulate

these points are:

SET(X,Y) Turn on the graphics spot at (X,Y).
 RESET(X,Y) Turn off the spot at (X,Y).
 POINT(X,Y) A function which returns (is equal to) 1 if the spot is on, and 0 if it is off.
 CLS Clears the screen and puts the cursor at the top left corner.

Print formatting: Level I has a

PRINT AT X statement which moves the cursor to position X on the screen before printing. The top left corner is position 0, and the bottom right is position 1023. A comma, separating items in a PRINT statement (for example PRINT A,B,C) puts the item following the comma in the next print field.

Fields start at columns 0, 16,

32, and 48 in each line. Semicolons put the next item immediately after the previous item. An exception is "PRINT AT," which is the same as "PRINT AT;"

FOR-NEXT loops: BASIC will always run through a FOR-NEXT loop at least once; it checks if the variable is in bounds at the NEXT point, not at FOR.

IF X THEN Y: If X is false, it will jump to the next line; it will not do the next statement in a multistatement line. Y may be any legal statement, not just a line number. THEN is optional.

Random numbers: RND(X) returns a random number between 0 and 1 if $X < 1$. If $X \geq 1$, RND(X) is a random integer between 1 and X. An equivalent statement is $\text{INT}(\text{RND}(0) \cdot X) + 1$.

Logical operations: The symbol for AND is *, and + stands for OR.

Numerical input: This BASIC allows you to input a variable name where a number is wanted. Only the first letter is looked at. Thus, YES would input the value of Y.

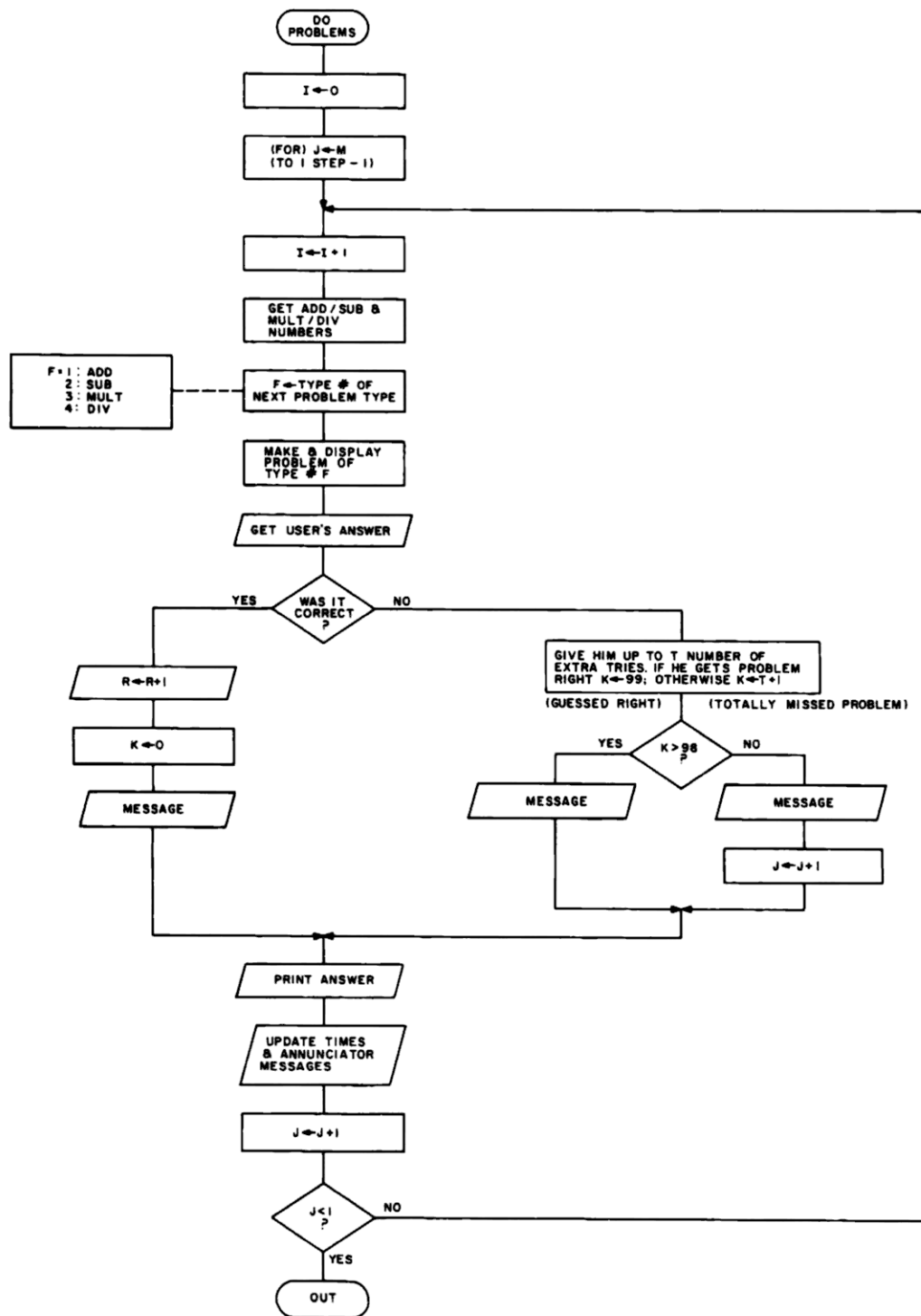
Variables (Table 2): Only twenty-six numeric variables are allowed (A-Z). There are two string variables (A\$ and B\$), each containing up to fifteen characters. All variables are defined from the moment you turn the computer on until the moment you turn it off. (Of course, until you assign it a value, it could be any random number, a characteristic I use in initializing the random number generator.)

A single one-dimensional array is available—array A. It uses whatever memory is not needed by the program, therefore there is no DIM statement. Each element takes four bytes. In Mission Control four elements are used, for a total of sixteen bytes.

Abbreviations: Level I BASIC allows abbreviations of instructions. A list of these is shown in Table 3.

End of Lecture

"There you are, Simon. A useful, educational program that will fit on your 4k, Level I TRS-80. Class dismissed." ■



Flowchart 2. Main Loop Detail

Games from **BIG FIVE** will
turn your computer into a

TRS-80 HOME ARCADE


SUPER NOVA®



"Huge ASTEROIDS have invaded the galaxy! Your mission is to destroy them and the alien saucers before they destroy you!" *Our #1 top selling game!*

\$14.95 16K Level I or II


ATTACK FORCE®



"Eight alien ramships are warping down toward your destroyer ship. You must shoot them down quickly before they crush you!" *With sound!*

\$14.95 16K Level I or II

GALAXY INVASION®



"The newest and most exciting Invaders-type game yet! Smooth sound effects, sharp graphics, and the 'Flag-ship' alien from **Super Nova** combine to make this our finest TRS-80 game!"

\$14.95 16K Level I or II

BIG FIVE SOFTWARE CO.

P.O. Box 9078-185 • Van Nuys, CA 91409

All games © 1980 by Bill Hogue & Jeff Konyu
TRS-80 is a trademark of Tandy Corp.
When ordering specify Level I or II.
Please add \$1.00 for handling. Calif. res. add 6%
10% discount for two or more games.
Dealer inquiries invited.

✓ 357

Save 20%

November Specials

10 Verbatim Diskettes 5¼"	24.00
10 Verbatim Diskettes 8"	40.00
Jus-Print Word Processor	
Model I or III (disk)	29.95
Model II (disk)	44.95
T.I. 810 Upper/Lower RO	1550.00
16K RAM Kit (250 ns.)	45.00
4K RAM Kit	29.00

TRS-80

16K Level II W/Keypad	685.00
16K Level II W/O Keypad	605.00
Model III (26-1061)	625.00
Model III (26-1062)	888.00
Model III (26-1063)	2249.00
Model II 64K	3450.00
OK Expansion Interface	249.00
RS-232 (26-1145)	89.00



Computers Unlimited

✓ 321

419-332-4881

1524 OAK HARBOR ROAD, FREMONT, OHIO 43420

TRS-80 and Radio Shack are registered trademarks of Tandy Corp.

Let Your TRS-80® Teach You ASSEMBLY LANGUAGE

Tired of buying book after book on assembly language programming and still not knowing your POP from your PUSH?

REMSOFT proudly announces a more efficient way, using your own TRS-80®, to learn the fundamentals of assembly language programming -- at YOUR pace and at YOUR convenience.

Our unique package, "INTRODUCTION TO TRS-80® ASSEMBLY PROGRAMMING", will provide you with the following:

- Ten 45-minute lessons on audio cassettes.
- A driver program to make your TRS-80® video monitor serve as a blackboard for the instructor.
- A display program for each lesson to provide illustration and reinforcement for what you are hearing.
- A textbook on TRS-80® Assembly Language Programming.
- Step-by-step dissection of complete and useful routines to test memory and to gain direct control over the keyboard, video monitor, and printer.
- How to access and use powerful routines in your Level II ROM.

This course was developed and recorded by Joseph E. Willis and is based on the successful series of courses he has taught at Meta Technologies Corporation, the Radio Shack Computer Center, and other locations in Northern Ohio. The minimum system required is a Level II, 16K RAM.

RE.MASSEM-1 only **\$69.95**



REMSOFT, Inc.
571 E. 185 st.
Euclid, Ohio 44119
(216)531-1338



Include \$1.50 for shipping and handling.
Ohio residents add 5½% sales tax.

TRS-80® is a trademark of the Tandy Corp.

✓ 70

The book you've been waiting for...

At last! From the company that brought you TRS-80 Disk & Other Mysteries. The book you've been waiting for — Microsoft BASIC Decoded & Other Mysteries. The definitive guide to your disassembled Level II ROMs, with more than 6,500 lines of detailed comments, Microsoft BASIC Decoded is what every TRS-80 user has been waiting for. To supplement the 124 pages of comments there are six additional chapters, covering every single ROM routine in depth. Exploit the full power of Microsoft BASIC, with the aid of hundreds of examples, explanations and sample assembly language routines.

Publication date is December 15th, be the first on your block with it, order your copy now — direct from IJG or any authorized dealer. Only \$29.95 plus \$2.00 shipping & handling (COD orders add \$2.00), California residents add 6% sales tax.

* T.M. Microsoft T.M. Tandy Corp.



MICRO-SPEED TRS-80 SPEED UP MODIFICATION THE BEST ON THE MARKET! Simutek's Micro-Speed increases computer operating speed by 50%

- 1) Speeds up your TRS-80 from 1.77MZ to a hefty 2.66 MZ!
 - 2) Shuts down during disk or cassette I/O to end lost programs, then turns back on automatically when disk or cassette I/O is finished. (Provided, of course, it was on to begin with)
 - 3) Connects to keyboard L.E.D. and blinks when unit is operating. Stops blinking when turned off!
 - 4) Comes with illustrated instructions. (Some soldering required)
 - 5) Average person can install in 10-20 minutes!
 - 6) All work is done in hardware! Absolutely no software drivers needed!
 - 7) Operates with any TRS-80, (except Model II) works with TRSDOS, NEWDOS or any other operating system or software. Works with RS-232 and telephone modems!
 - 8) Comes completely assembled and ready to install. All wires are stripped, switch installed!
- There are no hidden extra costs to you!**
- 9) May be turned on or off at any time! Even during program execution!
 - 10) Money back guarantee!!

order #2000 Micro-Speed Mod. **29.95**

We accept Visa - Master Charge - Money Order - Check (C.O.D. \$3.00 extra) Send orders to:
Simutek, P.O. Box 13687-Z, Tucson, AZ 85732 ✓ 19

Name _____

Address _____

City _____ State _____ Zip _____

Phone orders welcome 24 hours! (800) 528-1149 Simutek offers a number of other fine products especially for TRS-80's! Send for "FREE" catalog. TRS-80 is a T.M. of Radio Shack. A Tandy Corp. Arizona residents add 4% sales tax

NO CHARGE FOR SHIPPING

Our new program package for the TRS-80™ sounds terrific.

So does the price.

There are lots of programs with sound that are worth about a dollar. Trouble is, they cost a lot more.

But at Basics & Beyond we've just developed Microcosm III, 20 programs with sound — each just as good as our competition's \$15 and \$20 programs — for \$24.95. That's a 20-program package for \$24.95.

It includes "Pinball," replete with ringing bonuses, spinners, buzzers and flippers; torpedo-firing "Submarine" that explodes with underwater excitement; and the right/wrong buzzer in "Long Division" teaches step by step.

At Basics & Beyond we underscored our point that most other program packages are overpriced with Microcosm I and Microcosm II, \$19.95 each. Now a lot of people will start hearing about our third package and stop listening to high prices.

You see, it's not that our program packages for the TRS-80™ microcomputer are so cheap. It's just that theirs are so expensive.

BASICS & BEYOND, INC.

Box 10 • Amawalk, N.Y. 10501 • Or call 914-962-2355 ✓ 49
Mastercharge and Visa accepted.

No charge for postage or handling. N.Y. residents add 5% sales tax.
TRS-80 is a trademark of the Radio Shack division of Tandy Corp.

Foolproof method of your own choosing.

Menu List Selection Subroutine

Frank B. Rowlett, Jr.
4272 Lancaster Drive
Sarasota, FL 33583

You've probably eaten in restaurants where the major items on the menu have numbers next to them and you order by giving the numbers.

By doing this everything is simplified. Time is saved. Information is accurate. It is quickly given, transmitted and acted on.

Choosing Options

The same technique can be used in interactive application programming. Menu selection—or list selection—is an important tool. It allows the user to specify an option.

The usual procedure presents a list of options available and the user indicates which one he wants. This is done by numbering the options and having the user enter the number. Table 1 illustrates a typical list as might be displayed by a computer.

The list selection technique was originally developed for

INPUT: X = STARTING LOCATION TO PRINT INDICATOR
X0 = NUMBER OF ITEMS IN MENU

OUTPUT: X = NUMBER OF ITEM SELECTED

USES: X, X0, X1, X2, X3 AND B

```

1000 X1 = X                                'SET X1 TO 1ST ITEM PRINT LOCATION
1010 PRINT@960,CHR$(30);" " MOVES INDICATOR UP, ";CHR$(92);" MOVES INDICATOR DOWN
    , ";CHR$(34);"ENTER";CHR$(34);" TO SELECT";
1020 PRINT@X1, CHR$(143);                  'PRINT INSTRUCTIONS
1030 FOR X2 = 0 TO 2                        'PRINT GRAPHIC BLOCK
1040 B = INKEY$                             'SET TIMING LOOP
1050 IF B = "" THEN NEXT X2 ELSE 1100      'GET ANY INPUT
1060 PRINT@X1, CHR$(94);                   'SEE IF THERE WAS ANY INPUT
1070 FOR X2 = 0 TO 9                       'PRINT A RIGHT ARROW
1080 B = INKEY$                             'SET TIMING LOOP
1090 IF B = "" THEN NEXT X2: GOTO 1020     'GET ANY INPUT
1100 PRINT@X1, " ";                        'SEE IF THERE WAS ANY INPUT
1110 IF ASC(B) = 91 THEN 1170              'CLEAR SCREEN LOCATION IF INPUT
1120 IF ASC(B) = 10 THEN 1200             'SEE IF INPUT WAS AN UP ARROW
1130 IF ASC(B) <> 13 THEN 1020             'SEE IF INPUT WAS A DOWN ARROW
1140 PRINT@X1, CHR$(94);                  'NOT LEGAL KEY, GOT GET INPUT
1150 X = (X1 - X) / 64 + 1                'ENTER PRESSED, SET SELECTED INDICATOR
1160 RETURN                                'SET X TO NUMBER OF SELECTED ITEM
1170 X1 = X1 - 64                          'RETURN FOR MENU SELECTION
1180 IF X1 < X THEN X1 = X+(X0-1)*64      'SET INDICATOR LOCATION UP ONE LINE
1190 GOTO 1220                             'IF ABOVE, SET TO BOTTOM
1200 X1 = X1 + 64                          'SEE IF KEY KEPT PRESSED
1210 IF X1 = X + X0 * 64 THEN X1 = X      'SET INDICATOR LOCATION DOWN ONE LINE
1220 X3 = 0                                'IF BELOW, SET TO TOP
1230 PRINT@X1, CHR$(143);                 'SET TO BLINK INDICATOR TWICE
1240 FOR X2 = 0 TO 5                       'PRINT A GRAPHIC BLOCK
1250 NEXT X2                              'SET TIMING LOOP
1260 PRINT@X1, CHR$(94);                   'PRINT A RIGHT ARROW
1270 FOR X2 = 0 TO 19                      'SET TIMING LOOP
1280 NEXT X2
1290 IF X3 = 0 THEN X3 = 1 : GOTO 1230     'SEE IF BLINKED TWICE
1300 X3 = PEEK ( 14656 )                   'SEE IF KEY STILL PRESSED
1310 PRINT@X1, " ";                        'BLANK PRINT LOCATION
1320 IF X3 = 8 THEN 1170                   'GO PROCESS IF UP ARROW PRESSED
1330 IF X3 = 16 THEN 1200                  'GO PROCESS IF DOWN ARROW PRESSED
1340 GOTO 1020                             'IF NO KEY PRESSED GO GET INPUT

```

Program Listing 1

hard copy terminals. The list was printed and the user asked to enter the number.

A method more advanced than specifying the number of the option desired is illustrated in the List Selection subroutine.

List Selection

This subroutine requires that the list of options be displayed on the screen. A blinking indicator is placed by the first option. It can be moved from option to option by using the down arrow and up arrow keys.

If the indicator is at the first option in the list and the up arrow key is pressed, it goes to the last option. If it is at the last and the down arrow is pressed, it goes to the first. Continuous key depression moves the cursor up or down the list.

Once the user has it positioned at the option he wants, he presses ENTER. This indicates which option is selected. At the same time, the position of the option in the list is stored in an integer variable (1, 2, 3 and so

on). The subroutine then returns control to the calling program.

Program Listing 1 illustrates one version of the subroutine. This listing is basically one statement per line. The remarks show you how the subroutine works. Program Listing 2 shows a condensed version of the subroutine. It is more efficient and uses a minimum of memory, but

is more complicated to enter into the computer. Both versions require exactly the same preparation and input, and they give exactly the same output.

Note the [left bracket in line number 1010 of Program Listing 1 and line number 1000 of Program Listing 2. It is really an up arrow.

The subroutines require the

SELECT DESIRED OPTION:

- 1 LIST DATA ENTRIES
- 2 PRINT DATA ENTRIES
- 3 SORT DATA ENTRIES
- 4 QUIT

ENTER NUMBER OF DESIRED OPTION: ?

Table 1

INFUT: X = STARTING LOCATION TO PRINT INDICATOR
X0 = NUMBER OF ITEMS IN MENU

OUTPUT: X = NUMBER OF ITEM SELECTED

USES: X, X0, X1, X2, X3 AND B

```
1000 X1=X:PRINT@960,CHR$(30);"[ MOVES INDICATOR UP, ";CHR$(92);"
MOVES INDICATOR DOWN, ";CHR$(34);"ENTER";CHR$(34);" TO SELECT";
1010 PRINT@X1,CHR$(143);;FORX2=0TO2:B=INKEY$:IFB=""THENNEXTX2:PR
INT@X1,CHR$(94);;FORX2=0TO9:B=INKEY$:IFB=""THENNEXTX2:GOTO1010
1020 PRINT@X1," ";X2=ASC(B):IFX2=91THEN1030ELSEIFX2=10THEN1040E
LSEIFX2=13THENPRINT@X1,CHR$(94);;X=(X1-X)/64+1;RETURNELSE1010
1030 X3=0:X1=X1-64:IFX1<XTHENX1=X+(X0-1)*64;GOTO1050ELSE1050
1040 X3=0:X1=X1+64:IFX1=X+X0*64THENX1=X
1050 PRINT@X1,CHR$(143);;FORX2=0TO5:NEXTX2:PRINT@X1,CHR$(94);;FO
RX2=0TO19:NEXTX2:IFX3<2THENX3=X3+1;GOTO1050ELSEX3=PEEK(14656):PR
INT@X1," ";IFX3=8THEN1030ELSEIFX3=16THEN1040ELSE1010
```

Program Listing 2

3 ALTERNATIVE INTERFACES FOR THE TRS-80

Save by purchasing only those units that meet your needs. Want a Parallel Printer or RS-232-C Serial Port, choose the Comm-80. Plan to turn your TRS-80

into a full timesharing terminal, choose the Chatterbox. Interested in a Disk Controller plus additional memory, choose the Disk-80.

CHATTERBOX™




- 300 baud originate modem
- Centronics printer port 8-bit
- RS-232-C port (50-19.2K baud)
- connects to keyboard or I.E.
- received data automatically routed to printer ports
- includes terminal software
- only \$279.95 complete

DISK-80™




- disk controller (4 drives)
- hardware data separator
- includes 16K of RAM provision for additional 16K
- buffered TRS-BUS expansion connector
- real-time clock
- only \$329.95 complete

COMM-80™



- RS-232-C port (50-19.2K baud) software/hardware selectable
- Centronics printer port 8-bit
- connects to keyboard or I.E.
- chain up to 16 units
- use with I.E. for 2nd printer
- includes terminal software
- only \$179.95 complete

ALL INTERFACES ARE RADIO SHACK HARDWARE AND SOFTWARE COMPATIBLE AND CARRY A 60 DAY WARRANTY INCLUDING PARTS AND LABOR. ALL UNITS INCLUDE USER'S MANUAL, POWER SUPPLY & AUXILIARY TRS-BUS CONNECTOR FOR FUTURE EXPANSION.



To order call (516) 374-6793
or write: The MicroMint Inc.
917 Midway
Woodmere, NY 11598
Dealer inquiries invited.



TRS-80 is trademark of Tandy Corp.

SAFOR

Sales Analyst and Forecaster

with Graphic Display

Here is a new program from Software Etc. . . that is invaluable to any businessman. SAFOR is a time series analysis and forecasting program that will produce presentation quality graphs on your own printer. SAFOR will handle up to ten years of monthly data, provide a comprehensive analysis of past patterns and make both long and short-range forecasts.

SAFOR uses a classical time series decomposition model to provide both tabular and graphic presentations of Original Data, 12 Month Forecasts, Business Cycle, Growth Cycle, Seasonal Pattern and 12 Month Moving Average.

SAFOR can handle any type of data series measured on a monthly basis where no value is zero or less. This data may be in any unit of measure, however

SAFOR does not adjust dollar figures for inflation. The trend is calculated in the same units as actual sales, while other factors are treated as multipliers or indexes. Because the irregular component is unpredictable, SAFOR ignores it.

SAFOR is designed for ease of use, data entry is particularly straightforward, every user action is prompted. The program features extensive editing, updating, data storage and error detection routines.

SAFOR allows for varying levels of expertise in the techniques of analysis, beginner to expert. For the beginner, SAFOR contains standard default operations to help prepare routine analysis and forecasts. For the expert, key assumptions in the program are readily modified without any programming.

SAFOR will run on your TRS-80* Level II with an expansion interface, 32K of RAM memory, a disk drive, TRSDOS* and optionally a 132 column printer.

Each program comes complete with a two year set of demonstration data. Order yours now! A \$200.00 value at this Introductory Price of only

\$79.95 Good through December 31, 1980 Only.



✓ 42

Software Etc. . .
1839 Chamberlain Drive,
Carrollton, Texas 75007.
Phone Orders: (214) 492-0515

Demand a Demonstration from your local dealer, or write for a brochure of our complete line of fine software.

calling program to print the list of options on the display screen. Each must be a single line. The second option must be on the line immediately following the first, the third option on the line immediately following the second and so on. There can be no blank or text lines mixed with the option list.

Integer X

The subroutines require the integer variable X as input. X contains the location on the screen of where to print the indicator for the first option. All future movements of the indicator will be in multiples of 64 screen positions.

The indicator consists of two characters printed rapidly, one after another. The first is a white square that consists of the upper four graphic cells of a graphics character (ASCII code 143—a character size square). It is printed momentarily and is overprinted by a right arrow. This is repeated at the approximate rate of three per second to pro-

duce the blinking indicator. It appears as pronounced right arrow superimposed over a white square.

The subroutines require that the integer variable X0 be input. It contains the number of options in the list and is used to de-

termine where the end is.

The subroutines cannot handle more than 15 options to a list, because there are only 16

```

20 DEFINT X
30 DEFSTR B
99 'DEMO PROGRAM'

100 CLS
110 PRINT@22, "MENU DEMO PROGRAM"
120 A$ = CHR$(26)+CHR$(29)+CHR$(217)
130 FOR X = 1 TO 5
140 PRINTA$; "ITEM NUMBER"; X;
150 NEXT X
160 X = 151
170 X0 = 5
180 GOSUB 1000
190 PRINT@662, "YOU SELECTED ITEM ";
200 ON X GOTO 210, 230, 250, 270, 290
210 PRINT "1"
220 GOTO 300
230 PRINT "2"
240 GOTO 300
250 PRINT "3"
260 GOTO 300
270 PRINT "4"
280 GOTO 300
290 PRINT "5"
300 PRINT@960, CHR$(30); STRING$(18, " "); "PRESS "; CHR$(34); "ENTER"; CHR$(34); " TO T
RY AGAIN";
310 B = INKEY$
320 IF B = "" THEN 310
330 PRINT@640, CHR$(30);
340 GOTO 100

'VARIABLES BEGINNING WITH X AS INTEGERS
'VARIABLES BEGINNING WITH B AS STRINGS

'CLEAR SCREEN
'PRINT HEADING
'SKIP TO 25TH POSITION OF NEXT LINE
'DO LOOP FIVE TIMES
'PRINT ITEM PLUS ITEM NUMBER
'REPEAT TILL FIVE PRINTED
'SET X TO TWO POSITIONS BEFORE FIRST ITEM
'SET X0 TO NUMBER OF ITEMS
'GO GET AN ITEM FROM THE MENU
'SET TO PRINT ITEM NUMBER SELECTED
'GOTO CODE TO PROCESS SELECTION
'CODE FOR FIRST ITEM
'GOTO TRY AGAIN CODE
'CODE FOR SECOND ITEM
'GOTO TRY AGAIN CODE
'CODE FOR THIRD ITEM
'GOTO TRY AGAIN CODE
'CODE FOR FOURTH ITEM
'GOTO TRY AGAIN CODE
'CODE FOR FIFTH ITEM
'PRESS ";CHR$(34);"ENTER";CHR$(34);" TO T
RY AGAIN";
'LOOK FOR INPUT
'IF NOTHING, TRY AGAIN
'CLEAR ITEM MESSAGE
'GO DO DEMO AGAIN

```

Program Listing 3

PALOMAR SOFTWARE

"HISPED" Tape operation. Save, verify & load programs or array data many times faster than CSAVE or PRINT#. Includes hardcopy formatting. Not a hardware add on. \$24.95

"CODED LEDGER" A ledger for the small systems user. Monthly reports, 100 user named categories, many features normally found in disc systems. Requires "HISPED" and hardcopy printer. \$14.95

"TRANSFER LIST" Hardcopy print-out of all transfers, GOTO, GOSUB, ELSE, etc., in your basic program are listed by calling line # and called line #. Transfer list is a great aid in changing or debugging basic programs. \$7.95

All Palomar Software programs are designed for level 11 16k or higher.

Write for full specifications and sample printouts or send (ck or mo) + \$1.00 P/H per tape. (Calif. residents add 6% sales tax)

PALOMAR SOFTWARE

170 S. Palomar Dr.
Redwood City, Ca. 94062

✓ 228

24 Hour Ordering Line (415) 366-5340

Surplus TRS-80* RAM Memory Chips

DUE TO CHANGES IN PRODUCT STRUCTURE AMERICAN BUSINESS COMPUTERS IS OFFERING SEVERAL THOUSAND 200 NANOCSECOND RAM MEMORY CHIPS AT CLOSE-OUT PRICES.

\$45
(per 16K set)

AMERICAN BUSINESS COMPUTERS GUARANTEES ALL MEMORY CHIPS TO BE BRAND NEW AND FREE FROM DEFECTS FOR 180 DAYS. PRICE (\$45) INCLUDES 8 CHIPS. QUANTITY DISCOUNTS AVAILABLE.

AMERICAN BUSINESS COMPUTERS ✓ 387

*TM TANDY CORP.

118 S. MILL ST. - PRYOR, OK 74361 - 918-825-4844

VISA/MC Order Line Only (except Mich.) 800-253-4358 ext. 100

FINDISK-II The ultimate in automatic disk indexing with exclusive features Model-I \$20.00
AUTOMATICALLY create INDEX of programs or data from all your disks, print disk LABELS, print alphabetized MASTERLIST, do fast SEARCH, add DESCRIPTIONS. Also automatically: detect DATA or SYS disks, PURGE disks and index of old files, and UPDATE from revised disks only.

SOLAR-I The critical calculations for passive design. . . Model-I \$30.00 Model-II \$45.00
INPUT: any latitude, orientation, slope, roof overhang, storage type, building loss, OUTPUT: solar angles, shading, time, heat gain/loss, percent solar, fuel use. Print report by hour, month, year in presentation format.

RIA-II Complex Real Estate Investment Analysis Model-I \$30.00 Model-II \$45.00
Analysis for investor or homeowner using Elwood method. INPUT: Project costs, loan and tax data, expenses, depreciation rate. OUTPUT: Cap rate/value, mortgage payments, before/after tax cash flows, return (IRR), profit/gain from sale over any time series.

DEPRECIATE-I Manage a list of depreciable items Model-I \$15.00 Model-II \$20.00
Tracks long list of depreciable items with varying purchase dates, depreciation rates, or per cent business use. Update any time. Print tax form. Used by many CPAs.

STRUCT-I Graphic design of steel/wood beams and moment transfer Model-I \$15.00
INPUT: span/cantilever, uniform/point loads, beam material. OUTPUT: with screen graphics beam moment & shear diagrams. Print job report with diagram, stresses, and required beam sizes.

Min 32K. On disk (Mod-I one drive order tape). Add \$1.00 postage (Mich. add 4% tax) VISA/MC

✓ 88 DOCUMAN SOFTWARE BOX 387-A KALAMAZOO, MI 49005 (616) 344-0805

THIS YEAR CPAIDS

FOR THE TRS MODEL II

MASTER TAX—Professional tax preparation program. Prepares schedules A, B, C, D, E, F, G, R/RP, SE, TC, ES and forms 2106, 2119, 2210, 3468, 3903, 2441, 4625, 4726, 4797, 4972, 5695 and 6251. Printing can be on readily available, pre-printed continuous forms, on overlays, or on computer generated, IRS approved forms. Maintains client history files and is interactive with CPAIDS GENERAL LEDGER II (see below) ... **\$995/\$30**
Annual Update Fee ... **\$350**


GENERAL LEDGER II—Designed for CPA's. Stores complete 12 month detailed history of transactions. Generates financial statements, depreciation, loan amortizations, journals, trial balances, statements of changes in financial position, and compilation letters. Includes payroll system with automatic posting to general ledger. Prints payroll register, W2's and payroll checks. **\$450/\$30**

Runs with widely accepted CP/M operating system

Distributed by

Lifeboat Associates

1651 Third Ave., New York, N.Y. 10028



« MISOSYS »

MISOSYS is proud to announce EDAS, a sophisticated Z-80 Editor Assembler for the '80 Model I & Model III

EDAS *** JUST LOOK AT THESE FEATURES ***** EDAS**

.. All EDAS commands and source text may be entered in either upper case or lower case providing ease of operation as a text editor.

.. Direct assembly from memory or disk by means of *GET assembler directives entered into the text buffer. This provides for a symbol table buffer area of over thirty thousand bytes with text buffer equal to your drive capacity!

.. Direct assembly to disk or memory for faster debugging operations! Branch allows you to execute your program, that has been assembled to memory, and then return to EDAS.

.. Source and object files interface directly with disk using TRSDOS (tm), VTOS (tm), or other compatible system.

.. DOS "System" command functions KILL, DIR, FREE, and LIST are available from within the environment of EDAS.

.. The Editor, with renumber, maintains command syntax identical to the BASIC editor. Global change allows the user to alter a string throughout a designated range of lines while block move relocates lines of text.

.. Great amounts of time and effort were expended to give this Editor Assembler the absolute best in ease of operation and functional efficiency. Optimize assembly programming time; use the Editor Assembler designed with the programmer in mind. EDAS is priced at \$79.00 plus \$3.00 S&H. A 72-page EDAS reference manual is included.

MISOSYS - Dept K
5904 Edgehill Drive

Alexandria, Virginia 22303
703-960-2998

Dealer Inquiries Invited



MARK GORDON COMPUTERS

DIVISION OF MARK GORDON ASSOCIATES, INC.

P.O. Box 77, Charlestown, MA 02129

(617) 491-7505

✓ 270

SORT-80

Produced exclusively for Mark Gordon Computers by SBSG

TRS-80* disk files may be sorted and merged using SORT-80, the general purpose, machine language, sort program. Written in assembly language for the Z-80 microprocessor, it can:

- Sort files one disk in length
- Sort Direct Access, Sequential Access and Basic Sequential Access files
- Reblock and print records
- Recontrol files from disk
- Be executed from DOS
- Be inserted in the job stream
- Allow parameter specification
 - input/output file specification
 - input/output record size
 - lower/upper record limit
 - print contents of output file
 - input/output file key specifiers

The minimum requirement is a 32K TRS-80* Level II computer with one disk drive or a single drive Model II computer. It will operate on 35, 40 and 77 track drives, and has been tested on TRSDOS 2.1, 2.2, 2.3, NEWDOS 2.1, 3.0 and VTOS 3.0.1. It is compatible with most machine language printer drivers. Sort time is fast: for example, a 32K file will sort in approximately 40 seconds. **\$59.**

InfoBox is the easiest-to-use information manager available for the TRS-80*. It's ideal for keeping track of notes to yourself, phone numbers, birthdays, inventories, bibliographies, computer programs, music tapes, and much more. This fast assembly language program lets you enter free-format data, variable length items and lets you look up items by specifying a string of characters or words that you want to find. You can also edit and delete items. Items entered into InfoBox can be written to and read from cassette and disk files. All or selected items can be printed on a parallel or serial printer. InfoBox occupies 3K. Specify cassette or disk version. **\$29.95**



*TRS-80 is a Tandy Corp. Trademark

lines on the display screen, and the subroutine prints instructions on the last.

When the subroutine returns control to the calling program, the number option selected is stored in the integer variable X. Also, the indicator at the option selected is replaced by a right arrow on the screen.

In addition to the integer variables X and X0, the subroutines use the integer variables X1, X2 and X3, and the string variable B. Any information stored in these variables when the List Selection subroutine is called will be lost. The calling program should use them as temporary variables before and after calling the subroutine.

Variables beginning with X should be defined as integers at the start of the program by using a DEFINT statement. Variables beginning with a B should be defined as strings using a DEFSTR statement. If you don't define it, the appropriate variable must be indicated with its name, including a declaration character.

Testing, Testing

Program Listing 3 is a demonstration to test the subroutines. Note the variable A\$ in line 120 of the demonstration. It contains three characters: a move cursor down character, a position cursor at the front of the line character, and a tab 25 character. By printing this string, the

would print, starting at the 25th position of the line, on the third, fourth and fifth lines of the display screen:

```
SORT  
MERGE  
QUIT
```

You can experiment with making up your own control strings.

"The subroutines cannot handle more than 15 options to a list because there are only 16 lines on the display screen. . . (with) instructions on the last."

cursor is set to the 25th position on the next line. A short list can then be printed with a single PRINT statement. For example, the statement:

```
PRINT @64, A$; "SORT"; A$;  
"MERGE"; A$; "QUIT"
```

There is another technique shown in line 300 of the demonstration program. A CHR\$(30); is printed as the first character of the message. This causes the line to be blanked before the text is printed. If the new text is shorter than the information already on the line, no residual

text from the original contents will be left.

Line 200 of the program is an ON X GOTO statement. This is also an efficient way of executing the desired code for the option selected. It uses the integer variable X to provide the option selected.

Two Benefits

Besides having debugged code available, there are two benefits for the application programmer when using these subroutines. First, only a legal option can be selected—there is no need to use time and memory to test the input. Second, the user cannot destroy the display by entering too long a value (causing a line feed) or entering an illegal character.

Making a selection this way is easy. Because there is a direct visual link to what is being selected—both the blinking indicator and the option description text are on the same display line—there is less opportunity to make the wrong choice. ■

Introducing.....60 Cycle Sine Wave U.P.S.

(Uninterruptible Power Supply)

MAYDAY₆₀+2S

Mayday™

- for those systems that need 60 cycle sine wave keeps computer & disk systems on when the power goes out
- rated for 150, 250 and 600 watts continuous operation *
- provides up to 30 minute operation time for Model II TRS 80 with 4 disk drives

* Standard MAYDAYS available starting at \$195.00 for 150 Watt



from.....

Sun Research, Inc.

Box 210 New Durham, NH 03855
(603) 859-7110 TWX 510-297-4444

✓ 151

Poor Man's Floppy

HIGH SPEED CASSETTE SYSTEM



Now the widely acclaimed
JPC Cassette System is available
for your TRS-80* computer.
The price is only \$90.00!

FOR TRS-80*

TC-8 Cassette System
JPC Products
Albuquerque, NM
Kit: \$90
Assembled: \$120

by Carl A. Kollar

I guess I don't have to tell any TRS-80 owners how frustrating the cassette system that comes with the computer can be. Even with the factory mod that's available, the annoyance of loading and checking programs becomes just barely tolerable.

If you're like me, after you've just plunked down a chunk of money for a Level II 16K machine, "you ain't got nuttin left" for even one disk drive at 500 bucks apiece. So you suffer.

A reasonable alternative is the Exatron Stringy Floppy (ESF). This will cost you about 250 bucks and totally eliminates your loading and saving problems, automatically and fast. I've had one of these for about six months and love it!

But, if the price is still too steep, have I got a device for you!

The Device

The February 1980 issue of *Microcomputing* had an ad that intrigued the hell out of me. It was a high-speed cassette system by JPC Products acclaimed as a "poor man's floppy." It made all sorts of seemingly ridiculous claims such as "loads five times faster," "stores 50,000 bytes on a 10-minute cassette," "less than one bad load in a million bytes with the volume control anywhere between one and eight."

All this for a measly \$90 bucks? How could this be? A call to Albuquerque answered a few questions: Yes, it had its own power supply, and, it stored programs five times faster because it utilized higher density data. The computer outputs the information at a higher rate out of the rear keyboard connector.

The ad had even claimed anyone could build it even if you have never soldered before. JPC would make it work, if you couldn't—for free. I was sold. I placed my order, and it arrived about two months later (parts shortage).

I work in electronics, so I found the unit exceptionally easy to build. It took about an hour. The manual is superb. (That's better than great.) It was clear, concise and exact with no

ambiguities. Important parts placements are stressed (polarity markings on electrolytics, bands on diodes, etc.).

JPC was right! With these instructions, you couldn't go wrong. The board quality is excellent. It is double-sided and parts locations are clearly marked on the component side of the board. There are no jumper wires to install. JPC utilizes PC traces and plated-through holes for connections to traces on the other side of the board.

Also, there are absolutely no adjustments or settings to bother with.

The documentation is a sheaf of 8 1/2 x 11 papers stapled together. It is written in the nicest format I've seen in a while. Each command and/or subjects is covered on its own sheet in large type. All explanations are in easy to read English—not computerese.

Commands and Features

SAVE "filename": Saves your BASIC program on cassette.

LOAD: Reads the next BASIC program from the cassette.

LOAD "filename": Searches for and loads the specified file from cassette.

LOAD? and LOAD? "filename": Reads file from cassette, and compares contents to memory.

LOADN: Prints a list of all the programs on a cassette, until interrupted by the "break" key.

LOADN "filename": Same as above except the tape will stop at the end of the program named.

KILL: Removes the file manager program from memory so that the extra memory can be used by large programs.

RSET: Allows the operator to rewind and position the tape on tape recorders that have these functions tied to the motor control jack.

RUN "filename": TC-8 searches for a specified program and runs it immediately.

PUT "filename": Same as SAVE "filename", except it is for use with system tapes.

GET: Same as LOAD, except it is for use with system tapes.

GET "filename": Same as LOAD "filename", except it is for use with system tapes.

GET? and GET? "filename": Same as LOAD? and LOAD? "filename", except it is for use with system tapes.

GETN and GETN "filename": Same as

LOADN and LOADN "filename", except it is for use with system tapes.

OPEN: Required before cassette input or output of a data file can be attempted.

CLOSE: Required to end a cassette data file.

PRINT#: Allows numerical or string data to be output to a cassette file.

INPUT#: Allows numerical or string data to be input from a cassette file.

I haven't counted them, so I don't know about the "one load in a million bytes" claim, but my son, Anthony (age 11), loaded about 30 of his programs from his Radio Shack format tape to a new TC-8 format tape. He's run them all and found no bad loads.

Unlike the standard tape system, you can position your tape anywhere before the program you want and not have to look for a blank spot between programs. The TC-8 patiently waits for the program you want and then starts loading without getting confused by the portion of the previous program you just fed it.

Try that on your regular cassette system; you'll wear out the reset button. ■

ORDER NOW

To order your TC-8 kit, send your check or money order for \$90.00 plus \$3.50 postage and handling to JPC PRODUCTS CO., 12021 Paisano Ct., Albuquerque, NM 87112 (New Mexico residents add 4% sales tax). Credit card orders accepted by phone or mail. Personal checks will delay shipment. We will otherwise immediately ship you the TC-8 kit, the cabinet, the ribbon cable, the power adapter, an instruction manual, and a cassette containing the software.



✓ 190

JPC PRODUCTS CO.
Phone (505) 294-4623
12021 Paisano Ct.
Albuquerque, N.M. 87112

Learn the secrets of self-modifying code.

Smart Programs

Daniel Lovy
2820 Willow Rd.
Homewood, IL 60430

Programs that can alter their own codes have always conjured up images of computers that may learn to rule the world, only to be foiled in the end by their human creators.

Unfortunately, when self-modifying code is attempted on a microcomputer, especially in BASIC, the end result is usually the machine being turned off, then back on, to undo the damage that was done.

One-Byte Codes

Writing a BASIC program that can modify itself means POKEing BASIC statements into the area of RAM that stores the programs.

The Level II manual states that reserved words like GOTO and PRINT are stored as one-byte codes, but for some reason it never gets around to mentioning what those codes are. Since they are stored in ROM, this information cannot stay hidden forever. Program Listing 1 brings them out.

Each function has its own code. When the BASIC interpreter comes across one of these codes, it translates it into the proper word. By POKEing the proper codes into memory, statements can be changed and added to the program, by the program itself.

Now, a suitable place must be found for the statement. One solution is to have the program search to find a key word in the program text and to replace that word with the desired one. Program Listing 2 demonstrates this. Type the program, LIST it, RUN it, then LIST it again. If all went well, the last line should read 60 PRINT.

Line 10 of the program sets up a loop that steps through the program text. It begins at location 17129, since that is the address in memory where BASIC storage begins. The next line looks into the memory location and checks for 230, which is the code for CVI (a false command). If it finds it, 178 (the code for PRINT) is POKEd into that address.

The reason I chose the com-

mand CVI is because it is a disk command and thus totally undigestable by the Level II interpreter; more importantly, it is a command that would never appear in a Level II BASIC listing.

One Application

One possible application for a self-modifying code is in the evaluation of an equation that has been entered and stored as a string variable. (Those of you who have tried, know how difficult a task that is).

For example, you have just written a program that can graph any function, but unfortunately it requires, as most do, that the function be a program line. This poses no problem for you, since it is easy enough to change one line in the program. However, if you wanted your class or kid brother to use it they

```
10 K=128
20 FOR S=5712 TO 6188
30 IF PEEK(S)>128 THEN PRINT:PRINT K;" ";CHR$(PEEK(S)-
  128);:K=K+1:GOTO 50
40 PRINT CHR$(PEEK(S));
50 NEXT S
```

Program Listing 1.

```
10 FOR LO=17129 TO 20000
20 IF PEEK(LO)=230 THEN 40
30 NEXT LO
40 POKE LO,178
50 END
60 CVI
```

Program Listing 2.

would also have to change the program. Ideally, the program should input the function as a string, then evaluate it.

Program Listing 3 prints Y = on the screen, then inputs the other half of the equation and stores it as a string variable. It turns the equation into a program statement, executes it, and prints the value for Y. It could just as easily call a subroutine that will graph the equation.

It is very important when typing the program that line 130 contain CVI twice and is followed by several blanks. (The *s in the listing indicate those blanks.) If they are not there, the next line or several lines will be destroyed. This type of programming is a bit more dangerous than usual.

As before, the program steps through the memory looking for CVI. This time however, it checks for two in a row since line number 230 could be mistaken for the code for CVI. Line 70 puts the Y = in place of the

two CVIs. Lines 80-100 put the equation, stored in E\$, into the program character by character.

The next line places :REM at the end of the equation, so anything on the rest of the line will be ignored. Since the operators (+, -, *, /, ^) have their own codes as well, lines 120-150 scan through the newly implanted line to find them. Control is then transferred to lines 170-220, which act as a mini-interpreter, converting the ASCII values of the operators to the proper codes using the data at the end of the program.

The program then executes the created line and prints the value for Y. Line 260 puts the CVIs back so the program can be broken and then RUN again.

If you're skeptical as to whether or not the program is changing, then type 255 LIST. Make sure when you remove this line that the two CVIs are back in line 230.

The program is able to handle any equation, including those with variables. It is not able to

TRS-80 is a registered trademark of TANDY CORP.

SYSTEM EXPANSION

FOR THE TRS-80™

AT \$69.⁹⁵ [PC BOARD & USER MANUAL]


- SERIAL RS232C/20 mA I/O
- FLOPPY CONTROLLER
- 32K BYTES MEMORY
- PARALLEL PRINTER PORT
- DUAL CASSETTE PORT
- REAL-TIME CLOCK
- SCREEN PRINTER BUS
- ONBOARD POWER SUPPLY
- SOFTWARE COMPATIBLE
- SOLDER MASK, SILK SCREEN

LNW RESEARCH

8 Hollowglen St. Irvine CA 92714
714-552-8946

TO ORDER
P.O. Box 16216 Irvine CA 92713
Add \$3 for postage and handling.
CA residents add 6% sales tax

Card No. _____ Expiration Date _____ Signature _____



The DATA-TRANS 1000

A completely refurbished
IBM Selectric Terminal with
built-in **ASCII** Interface.

***FOR YOUR TRS-80 WITH OR WITHOUT
EXPANSION INTERFACE.**

Features:

- 300 Baud
- 14.9 characters per second printout
- Reliable heavy duty Selectric mechanism
- RS-232C Interface
- Documentation included
- 60 day warranty- parts and labor
- High quality Selectric printing
- Off-line use as typewriter
- Optional tractor feed available
- 15 inch carriage width

Also works with Exatron's Stringy floppy, for fast loading of programs. (Has R5232 built in stringy)

HOW TO ORDER DATA-TRANS 1000

1. We accept Visa, Master Charge. Make cashiers checks or personal check payable to:

DATA-TRANS

2. All orders are shipped F.O.B. San Jose, CA
3. Deliveries are immediate



Desk and table top models also available.

For orders and information

DATA-TRANS

2154 O'Toole St. ✓ 274

Unit E

San Jose, CA 95131

Phone: (408) 263-9246

TEXAS COMPUTER SYSTEMS

Radio Shack

Authorized Sales Center, OFFERS
LOWEST PRICES on

TRS-80 COMPUTERS

For the BEST prices on ALL TRS-80 computers, CALL our TOLL FREE NUMBER 1-800-351-1473. All Radio Shack computers are discounted 10%, 15% up to 20%! CALL for the latest prices on the items you need, or get advice from our consultant about your specific needs. CALL for prices on the Model I, II, and the new Model III, Color Computer and Pocket Computer.

SAVE up to 50% on accessories (non-Radio Shack®). Need more disk space? Ask about single/DOUBLE DENSITY controller for the Model I, 300k in a 2-disk system. 5 minute installation w/no modifications. Copies your single density data to DOUBLE for complete compatibility. Less than \$200.

40 track disk drives \$359. 16k memory add on only \$58 w/instructions. Specify computer or expansion interface. CALL for information on Programs available.

- ★ UPS prepaid insured delivery—FREE except some large items.
- ★ No taxes on out-of-state shipments. Texas res. Add 5%.
- ★ All merchandise is new, checked and guaranteed by manufacturer.
- ★ Payment: Money Order, Cashier's Check, Certified Check. Personal Checks require 3 weeks to clear. VISA, MASTERCARD—Add 3%.
- ★ Prices subject to change at any time.
- ★ Delivery of merchandise is subject to availability.

✓ 25

TCS, 106 East 10th, Brady, TX. 76825
An Authorized RADIO SHACK® Sales Center F701

TOLL FREE Order Number 1-800-351-1473
Texas Residents 915-597-0673

tackle equations with functions such as sine or cosine, since those must be stored according to their proper codes.

This technique requires some furious POKEing and PEEKing but it allows a wide range of in-

puts.

A note of caution about allowing the TRS-80 to program itself: If your '80 appears to be growing more powerful each day, make sure there is a clear path to the power cord. ■

```
10 CLS:DEFINT L,Z:CLEAR 200
20 FOR LO=17129 TO 32000
30 IF PEEK(LO)=230 AND PEEK(LO+1)=230 THEN 60
40 NEXT LO
50 PRINT"CVI NEVER FOUND":STOP
60 PRINT"Y=":INPUT ES
70 POKE LO,89:POKE LO+1,213
80 FOR Z=1 TO LEN(ES)
90 POKE (LO+2+Z-1),ASC(MID$(ES,Z,1))
100 NEXT Z
110 POKE LO+3+LEN(ES),147:POKE LO+2+LEN(ES),58
120 FOR Z=0 TO LEN(ES)+2
130 IF PEEK(LO+Z) > 41 AND PEEK(LO+Z) < 48 THEN 170
140 IF PEEK(LO+Z)=91 THEN POKE LO+Z,209
150 NEXT Z
160 GOTO 230
170 IF PEEK(LO+Z)=46 THEN 150
180 FOR Z=1 TO PEEK(LO+Z)-41
190 READ VA:NEXT Z
200 POKE LO+Z,VA
210 RESTORE
220 GOTO 150
230 CVICVI
*****
240 PRINT Y
250 PRINT:PRINT
260 POKE LO,230:POKE LO+1,230
270 GOTO60
280 DATA 207,205,251,206,251,208
```

Program Listing 3.

DISCOUNT PRINTER RIBBONS

40% OFF!! OR MORE!

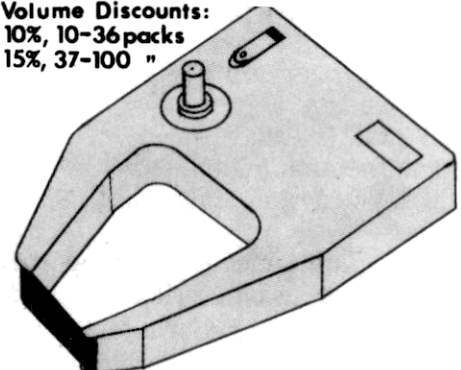
BRAND NEW, TOP QUALITY, EXACT REPLACEMENT RIBBONS
FOR ALL OF THE DOT MATRIX TRS-80, & CENTRONICS PRINTERS:

Your PRINTER	RETAIL LIST	Your Wholesale Price	ITEM NUMBER
TRS-80 LINE PRINTER II	18.95+Tax (3 PACK)	11.95 PER 3 PACK	C-700
TRS-80 LINE PRINTER III	21.95+Tax (IN CART.)	12.95 PER RIBBON	T-3
TRS-80 TRACTOR FEED	18.95+Tax (3 PACK)	11.95 PER 3 PACK	C-700
CENTRONICS MODS 700-704	18.95+Tax (3 PACK)	11.95 PER 3 PACK	C-700
CENTRONICS #730	18.95+Tax (3 PACK)	11.95 PER 3 PACK	C-700
CENTRONICS #737	18.95+Tax (3 PACK)	11.95 PER 3 PACK	C-700
CENTRONICS #779	18.95+Tax (3 PACK)	11.95 PER 3 PACK	C-700

Send order blank below &
PAYMENT (Min. \$20) TO:

✓ 481 **ANCIE LABORATORIES**
9202-9206 BALTIMORE BOULEVARD
COLLEGE PARK, MD 20740
(301) 345-6000

Volume Discounts:
10%, 10-36 packs
15%, 37-100 "



MINIMUM ORDER: \$20.00 No shipping charges or taxes.
PLEASE SEND ME: _____ C-700, 3 RIBBON PACKS & _____ T-3 RIBBONS.
I WILL USE THESE RIBBONS ON A _____ PRINTER.

\$ _____ ENCLOSED ... SEND C.O.D. ()

Name _____

Address _____

City, State, Zip _____

ANCIE LABORATORIES 9202-9206 Baltimore Blvd., College Park, MD 20740 301-345-6000

★ TANDY CORP. T.M.



TEACH YOUR CHILDREN

Educational software from Mercer Systems Inc.

Learning to count money by Malcolm Nygren

A three-program learning system that teaches the important skill of counting money.

1. Counting Coins—Instruction and drill in counting pennies, nickels, dimes and quarters.
2. Shopping Trip—Buy goods in various stores; count out the payments and earn "purple stamps" for a right answer. Three speed levels.
3. Check-Out—Run your own checkout counter. Learn and practice how to make change.

Learning to count money by Malcolm Nygren features superior graphics and is available for TRS-80 Model I—Level II—16K on cassette only. Shipped postpaid by first-class mail \$21.50

\$5.95 Each—Two For \$11.00

ALPHA—Alphabet recognition for pre-schoolers

SIGMA—Addition problems for Grades 1-3

SIGMA-EX—Addition problems for the younger or slower learner

SPE—Spelling practice for Grades 2-4

Available on cassette only. \$5.95 each. Two for \$11. All for for \$20.00.



Mercer Systems Inc.
87 Scooter Lane
Hicksville, N.Y. 11801

COTTAGE SOFTWARE

FOR TRS-80™ Micro Computers

PACKER: Automatically edits all or part of your Basic program to ease editing, run faster, or save memory. Has 5 sections: UNPACK—unpacks multiple statement lines into single statements maintaining program logic; inserts spaces and renumbers lines for easier editing. SHORT—shortens your program by editing out all REM statements, unnecessary words and spaces. PACK—executes UNPACK and SHORT, then packs lines into multiple statement lines; maintains program logic. RENUM—renumbers program lines including all GOTO's, etc. You specify increment. MOVE—moves any line or block of lines to any new location in the program and renumbers lines. Written in machine language, supplied on tape in 3 versions for 16K, 32K, & 48K. For Level II or Disk Basic. \$29.95

DISASSEMBLER: Read, write, and copy system tapes. Display and modify memory contents. Disassemble ROM, DOS, and system tapes into Z-80 mnemonics. Search for strings in memory. Much more!! Includes 32 pages of documentation and information. \$19.95

SYSTEM TAPE DUPLICATOR: Copy your system format tapes. Includes verify routine. \$14.95

CHESDISK: Transfers your copy of Microchess to disk for quick and easy access. \$8.95

CASSETTE LABEL MAKER: A mini-word processor to print cassette labels on a line printer. Includes manual and 50 peel-and-stick labels on tractor feed paper. \$15.95

For 16K Level II and printer

INSTRUCTION MANUALS for any Cottage Software original programs available for 20% of program list price. Refundable when program purchased.

TRS-80™ repairs and modifications. Call or write for info. MANY MORE items available. Call or write for catalog. DEALER inquiries invited.


Kansas residents add 3% sales tax. Foreign orders in US Currency only.

Call our 24-hour phone: 316-683-4811 or write

"TRS-80 is a registered trademark of TANDY CORP."

COTTAGE SOFTWARE

614 N. Harding ✓ 233
Wichita, KS 67208



Earn an EXTRA Income with your TRS-80*

Everyone is feeling the bite of inflation but some TRS-80 owners have found a way to ease the pain. Some are making a few hundred extra dollars and a few are making thousands of dollars in their spare time. Our booklet "Money Making Ideas for the TRS-80" is a collection of these money making methods, along with program sources, program hints, getting started suggestions and pit-falls to avoid.

Send \$9.95 to:

J&R Electronics

P.O. Box 492 ✓ 398

Crystal City, MO 63019

* TRS-80 is a trademark of the Radio Shack Division of Tandy Corporation.

Bill Cosby says:
"When you learn CPR, you're ready to save lives—anywhere."



American Red Cross

A Public Service of This Magazine & The Advertising Council

! STOP ! OUT OF MEMORY ERRORS

with

VARKEEP

—A—

MEMORY MANAGEMENT UTILITY

- Chain programs without losing variables
- Change the amount of string space without losing variables
- Redimension arrays
- Reclaim memory from variables no longer needed.
- Protect variables from deletion when making program changes

ADD

FOUR POWERFUL COMMANDS
TO YOUR BASIC

LEVEL II OR DOS

\$16.95 diskette.....tape \$14.95

• 517/485-0344 517/487-3358 •

COD/MC/VISA

MC/VISA CARD 4% ADDITIONAL CHARGE

To order your copy, Call or Send name, address and \$16.95 for disk or \$14.95 for tape, plus .75¢ shipping to: ✓ 138

THE ALTERNATE SOURCE

1806 ADA STREET
LANSING, MI 48910



TRS-80 Model III

849⁰⁰
26-1062

Model I

685⁰⁰
26-1056

Pocket Computer 199⁰⁰

4% Extra on Shipping

16K MEMORY
45⁰⁰
✓ 400

Radio Shack
DEALER

Post Road Shopping Plaza

Marlboro, Ma 01752

(617) 481-1027

If your object code crucifies your BASIC program. . .

Resurrect It!

Thomas L. Quindry
TLQ Enterprises
6237 Windward Drive
Burke, VA 22015

Have you ever lost your BASIC program through an error in BASIC or object code programming? Sometimes an error can crash your program, and, unless painstaking resurrection efforts are undertaken, all is lost.

Actually only a few bytes of the program are lost. The rest of the program still resides in memory, but without the properly set key memory locations, it is hard to make it mean anything.

Initialized Memory

When your computer is first turned on, or you enter SYSTEM (10), a series of pointers are set and some values are placed in the usable program memory area at locations 42E9, 42EA, and 4330 through 434B (17129, 17130, and 17200 through 17227 in decimal).

Most BASIC programs, however, include code in these locations, and if initialization occurs when a BASIC program is resident, these 30 bytes of memory are destroyed including the Start of BASIC Pointer, 40A4 and 40A5, and the End of BASIC

Pointer, 40F9 and 40FA. The two bytes at 42E9 and 42EA, which can also be lost when the command NEW is entered, comprise a pointer to the second line of your BASIC program.

On initialization bytes 40A4 and 40A5 point to the 42E9 which is the normal Start of BASIC Program. Sometimes, while doing other computer tricks, a programmer intentionally POKes different values into 40A4 and 40A5 so that the BASIC program starts at a different memory location. Locations 42E9 and 42EA in these cases contain zeros at start up which tell the computer that no program is in memory, and the pointer at 40F9 and 40FA is set to value 42EB, two bytes after 42E9.

To resurrect your "lost" program, then, you must correct the values at these 34 byte locations: the two two-byte pointers and the 30 bytes in the BASIC program memory area. Additionally, if you have changed the Start of BASIC Pointer, you must also replace the two bytes starting at the new address. Of course, in order to replace them you must know what these bytes are. One option is to save their values at another place in memory. These values have to

be continually updated for every change in BASIC, and it can be quite tedious, if done manually. The locations that need to be stored are given in Table 1.

Never fear, there are ways to save the byte values at these locations automatically. My machine language program (Program Listing 1) performs this operation as long as certain conditions are met. The key to this program is a "patch" through the keyboard driver routine labeled PATCH in Listing 1.

Whenever the computer looks for an input from the keyboard, it passes through a routine which looks to locations 4016 and 4017 for an address to continue to. On initialization, the address at

this location is 03E3, the keyboard driver routine. We can interrupt the computer at this point and enter our own address at 4016 and 4017 to branch to our time-sharing routine and save the needed information before returning to 03E3. Then, every time the computer looks for a keystroke, until there is a program crash, the values of our 36 crucial bytes are continually refreshed into the memory saving locations.

Operation

First the routine checks for a BASIC program. It does this by checking to see where the End of BASIC Pointer is with respect to the Start of BASIC Pointer. If

HEX	DECIMAL	
40A4	16548	Start of BASIC
40A5	16549	Pointer
40F9	16633	End of BASIC
40FA	16634	Pointer
42E9	17129	Destroyed memory (Normally coincides with
42EA	17130	nnnn—see text.)
nnnn		Next Line Pointer
nnnn		at start of BASIC
4330	17200	Destroyed memory
434B	17227	
thru		

Table 1. Bytes to be Restored after a System Crash.

no program is present, the End of BASIC Pointer address will be two bytes greater than the Start of BASIC Pointer. When this condition exists, the 36 byte values in higher memory are not changed.

Enter the RESTOR program with SYSTEM(/). The protected memory of your computer must be set to at least 32625 before the program is enabled and re-set after every system crash.

When a system crash occurs, set MEMORY SIZE, enter SYSTEM and then (/32625). The RESTOR subroutine (same name as program) then performs a block move of your "lost" bytes back to their proper locations and your BASIC program has been saved. The RESTOR program is then re-enabled.

The same procedure is used to restore your program when the NEW command has been inadvertently entered except that MEMORY SIZE is already set. If, after entering the NEW command, you wish to write a new program and not save the old one, simply enter the new program and its values will now be continually refreshed into the memory saving locations. This occurs because of our CHECK subroutine and because NEW does not disable the RESTOR program.

This routine works as long as your system crash does not lock up the computer, destroy other BASIC memory or the RESTOR memory locations. Even if some of the RESTOR memory locations are destroyed, you may be able to enter the RESTOR pro-

```

00001 ;*****
00002 ;*      RESTORES BASIC PROGRAM AFTER      *
00003 ;*      SYSTEM CRASH OR 'NEW' COMMAND      *
00004 ;*                                          *
00005 ;*      SAVE MEMORY SIZE OF 32625          *
00006 ;*      (/32625) TO RESTORE BASIC          *
00007 ;*****
7F71 00008 ORG 32625
7F71 21DB7F 00009 RESTOR LD HL,BUFFER+1 ;RESTORE PROGRAM ROUTINE
7F74 ED5BF97F 00010 LD DE,(BUFFER+31)
7F78 ED53A440 00011 LD (40A4H),DE ;RESTORE POINTER
7F7C 010200 00012 LD BC,2
7F7F EDB0 00013 LDIR ;PERFORM BLOCK MOVE
7F81 21DD7F 00014 LD HL,BUFFER+3
7F84 113043 00015 LD DE,17200
7F87 011C00 00016 LD BC,28
7F8A EDB0 00017 LDIR ;PERFORM BLOCK MOVE
7F8C 2AFB7F 00018 LD HL,(BUFFER+33)
7F8F 22F940 00019 LD (40F9H),HL ;RESTORE POINTER
7F92 2AFD7F 00020 LD HL,(BUFFER+35)
7F95 22E942 00021 LD (42E9H),HL
7F98 21A17F 00022 PATCH LD HL,CHECK ;INITIALIZE KEYBD PATCH
7F9B 221640 00023 LD (4016H),HL
7F9E C3CC06 00024 JP 06CCH ;RETURN TO BASIC
7FA1 3AF940 00025 CHECK LD A,(40F9H) ;ADDRESS POINTER, NEXT BASIC LINE NUMBER
7FA4 2AA440 00026 LD HL,(40A4H) ;ADDRESS POINTER, START OF BASIC PROGRAM
7FA7 23 00027 INC HL
7FA8 23 00028 INC HL
7FA9 BD 00029 CP L ;CHECK FOR START UP ADDR.
7FAA 2006 00030 JR NZ,BLKMOV
7FAC 3AF940 00031 LD A,(40F9H)
7FAF BC 00032 CP H
7FB0 2025 00033 JR Z,BACK ;IF START UP ADDR. RETURN
7FB2 010200 00034 BLKMOV LD BC,2 ;BLOCK MOVE FIRST 2 BYTES
7FB5 2AA440 00035 LD HL,(40A4H) ;ADDRESS POINTER, START OF BASIC PROGRAM
7FB8 22F97F 00036 LD (BUFFER+31),HL ;STORE POINTER
7FBB 11DB7F 00037 LD DE,BUFFER+1
7FBE EDB0 00038 LDIR ;PERFORM BLOCK MOVE
7FC0 213043 00039 LD HL,17200 ;START OF DESTROYED MEMORY
7FC3 11DD7F 00040 LD DE,BUFFER+3
7FC6 011C00 00041 LD BC,28
7FC9 EDB0 00042 LDIR ;PERFORM BLOCK MOVE
7FCB 2AF940 00043 LD HL,(40F9H)
7FCE 22FB7F 00044 LD (BUFFER+33),HL ;STORE BASIC PROGRAM POINTER
7FD1 2AE942 00045 LD HL,(42E9H) ;NORMAL START OF BASIC
7FD4 22FD7F 00046 LD (BUFFER+35),HL
7FD7 C3E303 00047 BACK JP 03E3H ;RETURN TO KEYBOARD DRIVER SUBROUTINE
7FDA 00 00048 BUFFER NOP ;SET UP POINTER FOR BUFFER AREA
7F98 00049 END PATCH ;INITIALIZE KEYBOARD PATCH
00000 TOTAL ERRORS

```

Program Listing 1. RESTOR Program.

gram again. This time, instead of entering (/), enter (/32625). The RESTOR subroutine automatically enables the program after returning the lost data.

I do have one word of caution. Since this program works through a patch to the keyboard routine, if you enter any program that overwrites any portion of RESTOR, you must first enter SYSTEM then (/0) to initialize the

computer. This removes the patch from the keyboard driver. Of course, your BASIC program will then be lost. If this is not done, the keyboard driver routine will be directed to ambiguous memory locations and have no way to return to keyboard control. This locks up the computer.

If you really feel it is necessary to save your BASIC pro-

gram from this untimely demise, you can either CSAVE it first or keep it by first POKEing 0s in the patch subroutine, initializing, and then entering SYSTEM (/32625). Don't try POKEing the address at 4016 and 4017, as this will lock up the computer in the process.

A cassette tape of this program is available from the author. ■

Subscribe to **80** microcomputing T.M.

32K-EXPANSION INTERFACES

SPECIAL OFFERING.

Due to a very special purchase, American Business Computers is able to offer a limited number of Radio Shack® Expansion Interfaces at the lowest price ever.

For TRS-80® Model 1

399⁹⁵

For COD service add 5%.

American Business Computers guarantees Expansion Interfaces to be Brand New—still in original boxes with original documentation and in perfect working condition.

*TM Tandy Corp.

AMERICAN BUSINESS COMPUTERS ✓ 398
118 SOUTH MILL ST.
PRYOR, OKLA. 74361
918-825-4844

Keep your HIMEM routines from fighting.

DOS Machine Code Loading Technique

Tim Turner
W. 2225 Houston
Spokane, WA 99208

Most TRS-80 users need a printer but their high price presents an obstacle to some. The introduction of the Heathkit H14 brings high quality, reliable print within the range of many potential users.

Since the H14 uses an RS-232 port, and standard TRSDOS uses the parallel port, a replacement driver routine must be written.

Radio Shack supplies a sample driver in the RS-232 documentation which works with the H14 at low speeds, but fails miserably at high baud rates. Despite what the manual says the handshaking latch is not tested for "printer busy." This may be cured by adding the three instructions shown in Listing 1.

New Loading Technique

The inconvenience of loading such a routine and the occasional need to load other drivers and routines in high storage, led me to develop the following routine and general purpose loading technique.

The prologue code investigates the TRSDOS high storage

address to avoid the last 64 bytes of memory. The high address is then backed up enough to hold the resident code (lines 190-340). This protects the code from BASIC.

The starting address and relocation factor are determined

```
00510      JR  Z,STATIN      ;LOOP IF NOT
00513  BUSY  IN  A,(RESURT)  ;READ MODEM STATUS
00514      BIT  6,A          ;TEST DSR FOR HI
00515      JR  Z,BUSY       ;LOOP IF BUSY
00520      LD  A,C          ;LOAD A W/CHAR
```

Program Listing 1. Fix Printer Busy Test

```
00000'
00E8
00E9
00EA
00EB
4049
402D
4025

7000      31 70AB

7003      2A 4049
7006      7D
7007      FE FF
7009      20 13
700B      7C
700C      FE FF
700E      28 08
7010      FE BF
7012      28 04
7014      FE 7F
7016      20 06
7018      01 0040
701B      CD 708A
701E      01 001A
7021      CD 708A

00010      ASEG
00020  RESU EQU 0E8H ; OUT=RESET UART
00030      ; IN=READ CTL BTS
00040  SWIT EQU 0E9H ; OUT=LOAD BRG
00050      ; IN=READ SWTCHS
00060  CNTR EQU 0EAH ; OUT=LD UART CTL
00070      ; IN=READ UART ST
00080  DTAR EQU 0EBH ; OUT=LD HOLD REG
00090      ; IN=READ DATA
00100  STRG EQU 4049H ; END STRGE
00110  TRSD EQU 402DH ; TRSDOS ENTRY
00120  DVCB EQU 4025H ; PRT CTL BLK
00130      ORG 7000H ; PAST TRSDOS
00140      ; THIS PART OF CODE PERFORMS
00150      ; INITIALIZATION, IS NOT RESIDENT.
00160  BGN: LD  SP,STK ; STACK
00170      ; MUST FIRST ADJUST TRSDOS
00180      ; END OF STORAGE POINTER
00190      LD  HL,(STRG) ; END OF STRG
00200      LD  A,L ; LOW PART
00210  CP  0FFH ; END OF STRG
00220      JR  NZ,B11 ; GO SUB
00230      LD  A,H ; HI DIGIT
00240  CP  0FFH ; FIRST TIME 48K
00250      JR  Z,B10 ; YES, GO
00260  CP  0BFH ; FIRST TIME 32K
00270      JR  Z,B10 ; YES, GO
00280  CP  07FH ; FIRST TIME 16K
00290      JR  NZ,B11 ; GO SUB
00300  B10: LD  BC,40H ; 64 BYTES
00310      CALL DSU ; GO SUBTRACT
00320  B11: LD  BC,LTH ; LTH OF CODE
00330      CALL DSU ; GO SUBTRACT
```

Program continued

```

7024      22 4049      00340      LD (STRG),HL ; NEW HI STRG
7027      23          00350      ; MUST FIND RELO FACTOR
7028      01 70AB      00360      INC HL ; POINT TO SUB AREA
702B      CD 708A      00370      LD BC,COD ; WHERE CODE IS
702E      44          00380      CALL DSU ; RELO FACTOR
702F      4D          00390      LD B,H ; SAVE RELO
          00400      LD C,L ; IN BC
          00410      ; RELOCATE NEEDED ADDRESSES
7030      DD 21 7099    00420      LD IX,RTB ; RELO TBL
7034      DD 6E 00      00430      B40: LD L,(IX) ; GET LOW
7037      DD 66 01      00440      LD H,(IX+1) ; HI BYTE
703A      22 709F      00450      LD (WRK),HL ; SV TBL NTRY
703D      7D          00460      LD A,L ; SEE IF AT
703E      B4          00470      OR H ; END TABLE
703F      CA 7056      00480      JP Z,B45 ; YES, BR
7042      5E          00490      LD E,(HL) ; ADR TO
7043      23          00500      INC HL ; BE
7044      56          00510      LD D,(HL) ; RELOC'TD
7045      62          00520      LD H,D ; MOVE TO
7046      6B          00530      LD L,E ; CALC REGS
7047      09          00540      ADD HL,BC ; RELOCATE
7048      54          00550      LD D,H ; OUT OF
7049      5D          00560      LD E,L ; CALC REGS
704A      2A 709F      00570      LD HL,(WRK) ; TBL ENT ADR
704D      73          00580      LD (HL),E ; SAVE THE
704E      23          00590      INC HL ; MODIFIED
704F      72          00600      LD (HL),D ; ADDRESS.
7050      DD 23          00610      INC IX ; POINT TO
7052      DD 23          00620      INC IX ; NEXT ENTRY
7054      18 DE          00630      JR B40 ; LOOP TIL END
7056          00640      B45 EQU $
          00650      ; MOVE RES CODE TO HI CORE
          00660      LD DE,(STRG) ; HI STORE
          00670      INC DE ; +1 = DEST.
          00680      LD HL,COD ; WHERE IT IS
          00690      LD BC,LTH ; LTH OF CODE
          00700      LDIR ; MOVE TO HI STORAGE
          00710      ; INIT RS-232 INTERFACE
          00720      OUT (RESU),A ; RESET UART
          00730      IN A,(SWIT) ; READ SWTCH
          00740      AND 0F8H ; OFF LOW 3
          00750      OR 04H ; FIX LATCH
          00760      OUT (CNTR),A ; UART CTL
          00770      IN A,(SWIT) ; READ SWTCH
          00780      AND 07H ; OFF TOP 5
          00790      LD HL,TAB ; BAUD TABL
          00800      LD B,00H ; CLEAR
          00810      LD C,A ; OFFSET
          00820      ADD HL,BC ; ADD OFFSET
          00830      LD A,(HL) ; GET RESULT
          00840      OUT (SWIT),A ; LOAD BRG
          00850      ; STUFF SUB ADR TO CTL BLK
          00860      LD HL,(STRG) ; END STRGE
          00870      INC HL ; +1=SUB ADR
          00880      LD (DVCB+1),HL ; SUB
          00890      LD A,2 ; DVC TYPE
          00900      LD (DVCB),A ; TO BLK
          00910      ; RETURN TO TRSDOS
          00920      JP TRSD ; ALL DONE
          00930      ; THIS SUB DOES DBL SUB
          00940      ; HL=HL-BC
          00950      DSU: LD A,L ; LOW DIGIT
          00960      SUB C ; GET DIF
          00970      LD L,A ; SAVE LOW
          00980      LD A,H ; HI DIGIT
          00990      SBC A,B ; DIF W/CARRY
          01000      LD H,A ; SAVE HI
          01010      RET ; TO CALLER
          01020      ; BAUD RATE SEL TABLE
          01030      TAB: DB 022H ; 110 BAUD
          01040      DB 044H ; 150 BAUD
          01050      DB 055H ; 300 BAUD
          01060      DB 066H ; 600 BAUD
          01070      DB 077H ; 1200 BAUD
          01080      DB 0AAH ; 2400 BAUD
          01090      DB 0CCH ; 4800 BAUD
          01100      DB 0EEH ; 9600 BAUD
          01110      ; ADDR RELO TABLE
          01120      RTB EQU $
          01130      DW JP1+1 ; FIELD TO RELO
          01140      DW JP2+1 ; ANOTHER...
7056      ED 5B 4049    00560      LD DE,5B 4049
705A      13          00570      INC DE ; +1 = DEST.
705B      21 70AB      00580      LD HL,COD ; WHERE IT IS
705E      01 001A      00590      LD BC,LTH ; LTH OF CODE
7061      ED B0          00600      LDIR ; MOVE TO HI STORAGE
          00610      ; INIT RS-232 INTERFACE
          00620      OUT (RESU),A ; RESET UART
          00630      IN A,(SWIT) ; READ SWTCH
          00640      AND 0F8H ; OFF LOW 3
          00650      OR 04H ; FIX LATCH
          00660      OUT (CNTR),A ; UART CTL
          00670      IN A,(SWIT) ; READ SWTCH
          00680      AND 07H ; OFF TOP 5
          00690      LD HL,TAB ; BAUD TABL
          00700      LD B,00H ; CLEAR
          00710      LD C,A ; OFFSET
          00720      ADD HL,BC ; ADD OFFSET
          00730      LD A,(HL) ; GET RESULT
          00740      OUT (SWIT),A ; LOAD BRG
          00750      ; STUFF SUB ADR TO CTL BLK
          00760      LD HL,(STRG) ; END STRGE
          00770      INC HL ; +1=SUB ADR
          00780      LD (DVCB+1),HL ; SUB
          00790      LD A,2 ; DVC TYPE
          00800      LD (DVCB),A ; TO BLK
          00810      ; RETURN TO TRSDOS
          00820      JP TRSD ; ALL DONE
          00830      ; THIS SUB DOES DBL SUB
          00840      ; HL=HL-BC
          00850      DSU: LD A,L ; LOW DIGIT
          00860      SUB C ; GET DIF
          00870      LD L,A ; SAVE LOW
          00880      LD A,H ; HI DIGIT
          00890      SBC A,B ; DIF W/CARRY
          00900      LD H,A ; SAVE HI
          00910      RET ; TO CALLER
          00920      ; BAUD RATE SEL TABLE
          00930      TAB: DB 022H ; 110 BAUD
          00940      DB 044H ; 150 BAUD
          00950      DB 055H ; 300 BAUD
          00960      DB 066H ; 600 BAUD
          00970      DB 077H ; 1200 BAUD
          00980      DB 0AAH ; 2400 BAUD
          00990      DB 0CCH ; 4800 BAUD
          01000      DB 0EEH ; 9600 BAUD
          01010      ; ADDR RELO TABLE
          01020      RTB EQU $
          01030      DW JP1+1 ; FIELD TO RELO
          01040      DW JP2+1 ; ANOTHER...
7063      D3 E8          00630      LD DE,E8
7065      DB E9          00640      INC DE ; +1 = DEST.
7067      E6 F8          00650      LD HL,COD ; WHERE IT IS
7069      F6 04          00660      LD BC,LTH ; LTH OF CODE
706B      D3 EA          00670      LDIR ; MOVE TO HI STORAGE
706D      DB E9          00680      ; INIT RS-232 INTERFACE
706F      E6 07          00690      OUT (RESU),A ; RESET UART
7071      21 7091      00700      IN A,(SWIT) ; READ SWTCH
7074      06 00          00710      AND 0F8H ; OFF LOW 3
7076      4F          00720      OR 04H ; FIX LATCH
7077      09          00730      OUT (CNTR),A ; UART CTL
7078      7E          00740      IN A,(SWIT) ; READ SWTCH
7079      D3 E9          00750      AND 07H ; OFF TOP 5
          00760      LD HL,TAB ; BAUD TABL
          00770      LD B,00H ; CLEAR
          00780      LD C,A ; OFFSET
          00790      ADD HL,BC ; ADD OFFSET
          00800      LD A,(HL) ; GET RESULT
          00810      OUT (SWIT),A ; LOAD BRG
          00820      ; STUFF SUB ADR TO CTL BLK
          00830      LD HL,(STRG) ; END STRGE
          00840      INC HL ; +1=SUB ADR
          00850      LD (DVCB+1),HL ; SUB
          00860      LD A,2 ; DVC TYPE
          00870      LD (DVCB),A ; TO BLK
          00880      ; RETURN TO TRSDOS
          00890      JP TRSD ; ALL DONE
          00900      ; THIS SUB DOES DBL SUB
          00910      ; HL=HL-BC
          00920      DSU: LD A,L ; LOW DIGIT
          00930      SUB C ; GET DIF
          00940      LD L,A ; SAVE LOW
          00950      LD A,H ; HI DIGIT
          00960      SBC A,B ; DIF W/CARRY
          00970      LD H,A ; SAVE HI
          00980      RET ; TO CALLER
          00990      ; BAUD RATE SEL TABLE
          01000      TAB: DB 022H ; 110 BAUD
          01010      DB 044H ; 150 BAUD
          01020      DB 055H ; 300 BAUD
          01030      DB 066H ; 600 BAUD
          01040      DB 077H ; 1200 BAUD
          01050      DB 0AAH ; 2400 BAUD
          01060      DB 0CCH ; 4800 BAUD
          01070      DB 0EEH ; 9600 BAUD
          01080      ; ADDR RELO TABLE
          01090      RTB EQU $
          01100      DW JP1+1 ; FIELD TO RELO
          01110      DW JP2+1 ; ANOTHER...
707B      2A 4049      007B0      LD DE,2A 4049
707E      23          007C0      INC DE ; +1 = DEST.
707F      22 4026      007D0      LD HL,COD ; WHERE IT IS
7082      3E 02          007E0      LD BC,LTH ; LTH OF CODE
7084      32 4025      007F0      LDIR ; MOVE TO HI STORAGE
          00800      ; INIT RS-232 INTERFACE
          00810      OUT (RESU),A ; RESET UART
          00820      IN A,(SWIT) ; READ SWTCH
          00830      AND 0F8H ; OFF LOW 3
          00840      OR 04H ; FIX LATCH
          00850      OUT (CNTR),A ; UART CTL
          00860      IN A,(SWIT) ; READ SWTCH
          00870      AND 07H ; OFF TOP 5
          00880      LD HL,TAB ; BAUD TABL
          00890      LD B,00H ; CLEAR
          00900      LD C,A ; OFFSET
          00910      ADD HL,BC ; ADD OFFSET
          00920      LD A,(HL) ; GET RESULT
          00930      OUT (SWIT),A ; LOAD BRG
          00940      ; STUFF SUB ADR TO CTL BLK
          00950      LD HL,(STRG) ; END STRGE
          00960      INC HL ; +1=SUB ADR
          00970      LD (DVCB+1),HL ; SUB
          00980      LD A,2 ; DVC TYPE
          00990      LD (DVCB),A ; TO BLK
          01000      ; RETURN TO TRSDOS
          01010      JP TRSD ; ALL DONE
          01020      ; THIS SUB DOES DBL SUB
          01030      ; HL=HL-BC
          01040      DSU: LD A,L ; LOW DIGIT
          01050      SUB C ; GET DIF
          01060      LD L,A ; SAVE LOW
          01070      LD A,H ; HI DIGIT
          01080      SBC A,B ; DIF W/CARRY
          01090      LD H,A ; SAVE HI
          01100      RET ; TO CALLER
          01110      ; BAUD RATE SEL TABLE
          01120      TAB: DB 022H ; 110 BAUD
          01130      DB 044H ; 150 BAUD
          01140      DB 055H ; 300 BAUD
          01150      DB 066H ; 600 BAUD
          01160      DB 077H ; 1200 BAUD
          01170      DB 0AAH ; 2400 BAUD
          01180      DB 0CCH ; 4800 BAUD
          01190      DB 0EEH ; 9600 BAUD
          01200      ; ADDR RELO TABLE
          01210      RTB EQU $
          01220      DW JP1+1 ; FIELD TO RELO
          01230      DW JP2+1 ; ANOTHER...
7087      C3 402D      00870      LD DE,C3 402D
          00880      INC DE ; +1 = DEST.
          00890      LD HL,COD ; WHERE IT IS
          00900      LD BC,LTH ; LTH OF CODE
          00910      LDIR ; MOVE TO HI STORAGE
          00920      ; INIT RS-232 INTERFACE
          00930      OUT (RESU),A ; RESET UART
          00940      IN A,(SWIT) ; READ SWTCH
          00950      AND 0F8H ; OFF LOW 3
          00960      OR 04H ; FIX LATCH
          00970      OUT (CNTR),A ; UART CTL
          00980      IN A,(SWIT) ; READ SWTCH
          00990      AND 07H ; OFF TOP 5
          01000      LD HL,TAB ; BAUD TABL
          01010      LD B,00H ; CLEAR
          01020      LD C,A ; OFFSET
          01030      ADD HL,BC ; ADD OFFSET
          01040      LD A,(HL) ; GET RESULT
          01050      OUT (SWIT),A ; LOAD BRG
          01060      ; STUFF SUB ADR TO CTL BLK
          01070      LD HL,(STRG) ; END STRGE
          01080      INC HL ; +1=SUB ADR
          01090      LD (DVCB+1),HL ; SUB
          01100      LD A,2 ; DVC TYPE
          01110      LD (DVCB),A ; TO BLK
          01120      ; RETURN TO TRSDOS
          01130      JP TRSD ; ALL DONE
          01140      ; THIS SUB DOES DBL SUB
          01150      ; HL=HL-BC
          01160      DSU: LD A,L ; LOW DIGIT
          01170      SUB C ; GET DIF
          01180      LD L,A ; SAVE LOW
          01190      LD A,H ; HI DIGIT
          01200      SBC A,B ; DIF W/CARRY
          01210      LD H,A ; SAVE HI
          01220      RET ; TO CALLER
          01230      ; BAUD RATE SEL TABLE
          01240      TAB: DB 022H ; 110 BAUD
          01250      DB 044H ; 150 BAUD
          01260      DB 055H ; 300 BAUD
          01270      DB 066H ; 600 BAUD
          01280      DB 077H ; 1200 BAUD
          01290      DB 0AAH ; 2400 BAUD
          01300      DB 0CCH ; 4800 BAUD
          01310      DB 0EEH ; 9600 BAUD
          01320      ; ADDR RELO TABLE
          01330      RTB EQU $
          01340      DW JP1+1 ; FIELD TO RELO
          01350      DW JP2+1 ; ANOTHER...
708A      7D          008A0      LD DE,7D
708B      91          008B0      INC DE ; +1 = DEST.
708C      6F          008C0      LD HL,COD ; WHERE IT IS
708D      7C          008D0      LD BC,LTH ; LTH OF CODE
708E      98          008E0      LDIR ; MOVE TO HI STORAGE
708F      67          008F0      ; INIT RS-232 INTERFACE
7090      C9          00900      OUT (RESU),A ; RESET UART
          00910      IN A,(SWIT) ; READ SWTCH
          00920      AND 0F8H ; OFF LOW 3
          00930      OR 04H ; FIX LATCH
          00940      OUT (CNTR),A ; UART CTL
          00950      IN A,(SWIT) ; READ SWTCH
          00960      AND 07H ; OFF TOP 5
          00970      LD HL,TAB ; BAUD TABL
          00980      LD B,00H ; CLEAR
          00990      LD C,A ; OFFSET
          01000      ADD HL,BC ; ADD OFFSET
          01010      LD A,(HL) ; GET RESULT
          01020      OUT (SWIT),A ; LOAD BRG
          01030      ; STUFF SUB ADR TO CTL BLK
          01040      LD HL,(STRG) ; END STRGE
          01050      INC HL ; +1=SUB ADR
          01060      LD (DVCB+1),HL ; SUB
          01070      LD A,2 ; DVC TYPE
          01080      LD (DVCB),A ; TO BLK
          01090      ; RETURN TO TRSDOS
          01100      JP TRSD ; ALL DONE
          01110      ; THIS SUB DOES DBL SUB
          01120      ; HL=HL-BC
          01130      DSU: LD A,L ; LOW DIGIT
          01140      SUB C ; GET DIF
          01150      LD L,A ; SAVE LOW
          01160      LD A,H ; HI DIGIT
          01170      SBC A,B ; DIF W/CARRY
          01180      LD H,A ; SAVE HI
          01190      RET ; TO CALLER
          01200      ; BAUD RATE SEL TABLE
          01210      TAB: DB 022H ; 110 BAUD
          01220      DB 044H ; 150 BAUD
          01230      DB 055H ; 300 BAUD
          01240      DB 066H ; 600 BAUD
          01250      DB 077H ; 1200 BAUD
          01260      DB 0AAH ; 2400 BAUD
          01270      DB 0CCH ; 4800 BAUD
          01280      DB 0EEH ; 9600 BAUD
          01290      ; ADDR RELO TABLE
          01300      RTB EQU $
          01310      DW JP1+1 ; FIELD TO RELO
          01320      DW JP2+1 ; ANOTHER...
7091      22          00910      LD DE,22
7092      44          00920      INC DE ; +1 = DEST.
7093      55          00930      LD HL,COD ; WHERE IT IS
7094      66          00940      LD BC,LTH ; LTH OF CODE
7095      77          00950      LDIR ; MOVE TO HI STORAGE
7096      AA          00960      ; INIT RS-232 INTERFACE
7097      CC          00970      OUT (RESU),A ; RESET UART
7098      EE          00980      IN A,(SWIT) ; READ SWTCH
          00990      AND 0F8H ; OFF LOW 3
          01000      OR 04H ; FIX LATCH
          01010      OUT (CNTR),A ; UART CTL
          01020      IN A,(SWIT) ; READ SWTCH
          01030      AND 07H ; OFF TOP 5
          01040      LD HL,TAB ; BAUD TABL
          01050      LD B,00H ; CLEAR
          01060      LD C,A ; OFFSET
          01070      ADD HL,BC ; ADD OFFSET
          01080      LD A,(HL) ; GET RESULT
          01090      OUT (SWIT),A ; LOAD BRG
          01100      ; STUFF SUB ADR TO CTL BLK
          01110      LD HL,(STRG) ; END STRGE
          01120      INC HL ; +1=SUB ADR
          01130      LD (DVCB+1),HL ; SUB
          01140      LD A,2 ; DVC TYPE
          01150      LD (DVCB),A ; TO BLK
          01160      ; RETURN TO TRSDOS
          01170      JP TRSD ; ALL DONE
          01180      ; THIS SUB DOES DBL SUB
          01190      ; HL=HL-BC
          01200      DSU: LD A,L ; LOW DIGIT
          01210      SUB C ; GET DIF
          01220      LD L,A ; SAVE LOW
          01230      LD A,H ; HI DIGIT
          01240      SBC A,B ; DIF W/CARRY
          01250      LD H,A ; SAVE HI
          01260      RET ; TO CALLER
          01270      ; BAUD RATE SEL TABLE
          01280      TAB: DB 022H ; 110 BAUD
          01290      DB 044H ; 150 BAUD
          01300      DB 055H ; 300 BAUD
          01310      DB 066H ; 600 BAUD
          01320      DB 077H ; 1200 BAUD
          01330      DB 0AAH ; 2400 BAUD
          01340      DB 0CCH ; 4800 BAUD
          01350      DB 0EEH ; 9600 BAUD
          01360      ; ADDR RELO TABLE
          01370      RTB EQU $
          01380      DW JP1+1 ; FIELD TO RELO
          01390      DW JP2+1 ; ANOTHER...
7099          00990      LD DE,7099
7099      70B0          00990      INC DE ; +1 = DEST.
709B      70B7          00990      LD HL,COD ; WHERE IT IS
          00990      LD BC,LTH ; LTH OF CODE
          00990      LDIR ; MOVE TO HI STORAGE
          00990      ; INIT RS-232 INTERFACE
          00990      OUT (RESU),A ; RESET UART
          00990      IN A,(SWIT) ; READ SWTCH
          00990      AND 0F8H ; OFF LOW 3
          00990      OR 04H ; FIX LATCH
          00990      OUT (CNTR),A ; UART CTL
          00990      IN A,(SWIT) ; READ SWTCH
          00990      AND 07H ; OFF TOP 5
          00990      LD HL,TAB ; BAUD TABL
          00990      LD B,00H ; CLEAR
          00990      LD C,A ; OFFSET
          00990      ADD HL,BC ; ADD OFFSET
          00990      LD A,(HL) ; GET RESULT
          00990      OUT (SWIT),A ; LOAD BRG
          00990      ; STUFF SUB ADR TO CTL BLK
          00990      LD HL,(STRG) ; END STRGE
          00990      INC HL ; +1=SUB ADR
          00990      LD (DVCB+1),HL ; SUB
          00990      LD A,2 ; DVC TYPE
          00990      LD (DVCB),A ; TO BLK
          00990      ; RETURN TO TRSDOS
          00990      JP TRSD ; ALL DONE
          00990      ; THIS SUB DOES DBL SUB
          00990      ; HL=HL-BC
          00990      DSU: LD A,L ; LOW DIGIT
          00990      SUB C ; GET DIF
          00990      LD L,A ; SAVE LOW
          00990      LD A,H ; HI DIGIT
          00990      SBC A,B ; DIF W/CARRY
          00990      LD H,A ; SAVE HI
          00990      RET ; TO CALLER
          00990      ; BAUD RATE SEL TABLE
          00990      TAB: DB 022H ; 110 BAUD
          00990      DB 044H ; 150 BAUD
          00990      DB 055H ; 300 BAUD
          00990      DB 066H ; 600 BAUD
          00990      DB 077H ; 1200 BAUD
          00990      DB 0AAH ; 2400 BAUD
          00990      DB 0CCH ; 4800 BAUD
          00990      DB 0EEH ; 9600 BAUD
          00990      ; ADDR RELO TABLE
          00990      RTB EQU $
          00990      DW JP1+1 ; FIELD TO RELO
          00990      DW JP2+1 ; ANOTHER...

```

Program continued



**this
publication
is available
in
microform**

Please send me
additional information

**University Microfilms
International**

300 North Zeeb Road
Dept. P.R.
Ann Arbor, MI 48106
U.S.A.

18 Bedford Row
Dept. P.R.
London, WC1R 4EJ
England

**BINDERS
order
yours
today
microcomputing**



Keep your library of 80 Microcom-
puting safe from loss or damage in
these handsomely appointed bind-
ers with rich dark green covers and
gold lettering. Each binder holds 12
issues making an EXCELLENT REFER-
ENCE HANDBOOK. Several binders
form a quality library you can be
proud of.

\$7.50 each... 3 for \$21.75
6 for \$42.00

Postage paid in U.S.A. Foreign
orders please include \$2.50 for
postage.

Send check or money order only to:
80 MICROCOMPUTING BINDERS
P.O. Box 5120, Phila., PA 19141

Please no C.O.D. orders,
no phone orders.

Allow 6-8 weeks for delivery.

```

709D 0000 01150 DW 0 ; END TABLE
709F 0000 01160 WRK: DW 0 ; WORK AREA
01170 ; STACK AREA
70A1 01180 DS 10
70AB 01190 STK EQU $
01200 ; THIS PART OF CODE IS
01210 ; MOVED TO HI STORAGE
01220 COD EQU $ ; START OF CODE
70AB 01230 IN A,(CNTR) ; STAT
70AD CB 77 01240 BIT 6,A ; OF UART
70AF CA 70AB 01250 JP1: JP 2,COD ; IF BUSY
70B2 DB E8 01260 CD2: IN A,(RESU) ; MODM
70B4 CB 77 01270 BIT 6,A ; STATUS
70B6 CA 70B2 01280 JP2: JP 2,CD2 ; BUSY
70B9 79 01290 LD A,C ; CHAR
70BA D3 EB 01300 OUT (DTAR),A ; SND
70BC FE 0D 01310 CP 0DH ; CRG RTN
70BE 20 04 01320 JR NZ,DNE ; END
70C0 0E 0A 01330 LD C,0AH ; LINE FD
70C2 18 E7 01340 JR COD ; SEND IT
70C4 C9 01350 DNE: RET ; BACK TO CALLER
70C5 01360 CEN EQU $ ; END OF CODE
001A 01370 LTH EQU CEN-COD ; LTH
01380 END BGN

```

Program Listing 2.

ever, but remember to include necessary addresses in the table for relocation.

Address relocation can be avoided in this routine by replacing the two JP instructions with JR instructions.

You may load additional routines using this method without worrying about sharing the same area. The 64 bytes is skipped only by the first routine loaded.

If you don't own an assembler, use TRSDOS DEBUG to put the code in storage then key the command:

```

DUMP PRDVI/CMD (START = X'7000',
END = X'70C4',TRA = X'7000')

```

to put it on disk. This assembler presents constants in reverse backward notation (high-order byte first), although they are generated low-order byte first, so use caution in entering the hex code.

Finally, to avoid memory problems (yours, not the computer's) specify AUTO PRDVI to load the routine when TRSDOS is loaded. ■

(360-400), addresses are relocated (420-640), and the resident code is moved to high storage (660-700).

The TRSDOS print driver control block is plugged to point to the new routine (860-900). Additional

code initializes the UART registers from the RS-232 board switches, to set the baud rate and configuration options (720-840).

The setup and initialization code, which is executed only

once and not required for operation, is not retained in storage. This aids the small storage user as only 26 bytes are resident!

Additional resident code may, of course, be added to do case translation, spooling, or what-

THIS IS WHAT YOUR MAILBOX WILL LOOK LIKE IN JANUARY... if you don't send in your **80 microcomputing**™ renewal card.

80 Microcomputing made its debut in January 1980. If you subscribed with the first issue for one year, your subscription will be ending with the December 1980 issue. To keep your **80 Microcomputing** coming uninterrupted, mail in the card today... (or Xerox™ the coupon... or use the subscription card in the back of the magazine.).


80 Microcomputing has brought you a whole year of exceptional articles and reviews plus hundreds of dollars worth of usable programs. 1981 is going to be bigger and better. How can you afford to have an empty mailbox?

Keep **80 Microcomputing** in my mailbox... Bill me for

Name _____ ☐ 1 year/\$18
Address _____ ☐ 2 years/\$30
City _____ ☐ 3 years/\$45
State _____ Zip _____ (Attach mailing label if you have one)

Canadian \$20/1 year only. US funds. Foreign \$28/1 year only. US funds.

80 Microcomputing • PO Box 981 • Farmingdale NY 11737



Goodies from GALACTIC

Specialty Programs for

TRS-80 Model I - II - III

EDAS 4.0 (Editor/Assembler)

This is the highly acclaimed "USER ORIENTED" Assembler for the TRS-80 Model II by GALACTIC. Loaded with features such as assemble to memory, block move, link to debugger, default filename, reverse video editing, warm start entry and much more. Now the programmer can write, assemble, test, and debug his code without ever leaving EDAS.

EDAS 4.0 with complete manual (120 pages)
Model II Version Was \$229.00
NOW ONLY \$179.00

MASS/MAIL SYSTEM

This is the NAME and ADDRESS system for subscription control or large mailing lists. It will handle up to 10,500 records, with a worst access time of less than 15 seconds, and usual access of less than one second. All adds, deletes, and edits are instant for the operator and are then completed later in a "batch monitor". Extensive documentation and ongoing support. Requires TRS-80 Model II and 2 disk drives minimum. Contact GALACTIC direct for detailed specifications and prices for your exact needs.

Model II Version Contact GALACTIC for Price

STOCK MARKET MONITOR

This day to day market monitor is designed for the active trader. The system will track the performance of an issue against the market as well as against itself. The package comes with complete documentation and explanations of the formulas that are used by the program. The system is available for the Model I and the Model III TRS-80.

Model I and III cassette version \$89.00
Model I and III disk version \$99.00

INVENTORY MASTER

Tired of being a slave to an out-of-control inventory? Let GALACTIC'S INVENTORY MASTER put you in control of your inventory. INVENTORY MASTER operates on a TRS-80 Model I and Model III 48K disk system (Minimum of 2 drives with capabilities of up to 4 drives). Drive spanning capabilities allow you to track 2700 inventory items with a 4 drive system (5100 items for the Model III). Unique machine language sort allows for instantaneous item insertion (approx. 15 seconds with 2700 items in system). Item access can be immediate using system-supplied control numbers. Modeled after a proven main-frame system costing tens of thousands of dollars. Complete add/edit/delete capabilities supported. Placement of orders can be machine-generated as well as user-generated, with editing capabilities. Full report-generator included. Exquisitely documented.

Model I Version \$159.00
Model III Version \$259.00

MODEL II HOST I/O SYSTEM

From the original author of the TRS-80 HOST and TERM systems in the RADIO SHACK "COMMUNICATIONS PACKAGE". This system allows the full control of the HOST facility by your BASIC program. Set the number of nulls to be sent after a C/R, set a command line to be executed if carrier is lost, turn HOST on and off, switch to channel A or B as desired, enable and disable the ability for the remote terminal to "BREAK" BASIC, identify whether a character came from the HOST'S keyboard or from the REMOTE'S and more. No knowledge of assembler needed. All options may be accessed from BASIC or ASSEMBLER. Complete with detailed documentation. Don't isolate your Model II. Let outside terminals access it's computing power.

Model II with TRSDOS 1.2 \$179.00
Model II with TRSDOS 2.0 \$199.00

MAIL/FILE SYSTEM

This is the name, address, phone number data base manager that has set the standard by which other systems are compared. This system contains advanced editing and output capabilities. The TRS-80 Model I system will handle up to 600 records per file, while the Model III version will handle up to 1150 records and the Model II will handle 2500 records per file. All versions are file compatible and maintain constant sort indexes on both NAME and ZIP CODE. International PHONE numbers and ZIP CODES are supported. Thousands of code combinations are available. The Model II version also has a "word processor" type input editor and last assembler sorting. Complete documentation is included with each version of MAIL/FILE.

Model I Version \$ 99.00
Model III Version \$149.00
Model II Version \$199.00

ULTRA TREK

This is an all new concept for this type of game, and compares to the others like chess compares to checkers. ULTRA-TREK is a complex, logical game, intended for a serious contestant. It is doubtful that you will ever master this game, but you will certainly enjoy trying! This program requires a TRS-80 Level II, 16K or more. The program is written totally in BASIC and uses 15.5K of RAM.

Model I & Model III Version
(cassette only) \$14.95

galactic software ltd. ✓254

A Division of GS & WS, Inc.

11520 N. Port Washington Rd.

Mequon, Wisconsin 53092

(414) 241-8030

Money Orders & COD's Shipped Within 24 Hours. Checks allow 2 weeks.

ACCEL2: Compiler for TRS-80 Disk BASIC. Compiles selected subset to Z80 machine code in all four variable types, compact 1K run-time component controls interpreter to streamline all other statements and functions. Technique minimises code expansion without impairing huge speedups for true double optimisation. Six diagnostic messages. Local/Global options increase compatibility with subject programs. Output save to Disk, instructions for self-contained SYSTEM tape. Professionals note: No royalties on the derived code! ACCEL2 brings your BASIC programs alive. It's like having a 100 mhz clock! **\$88.95**

Developed by Southern Software in England,
now available in US from ...



ALLEN GELDER SOFTWARE ✓79
Box 11721 Main Post Office
San Francisco, CA 94101

TRS-80 tm Radio Shack/Tandy Corp.



**GREAT
FOR
XMAS**

ATTACHE STYLE CASES FOR CARRYING AND PROTECTING A COMPLETE COMPUTER SET-UP. CONSTRUCTED OF THE HIGHEST QUALITY LUGGAGE MATERIAL WITH SADDLE STITCHING WILL ACCOMMODATE EQUIPMENT IN A FULLY OPERATIONAL CONFIGURATION ALONG WITH MANUALS, WORKING PAPERS AND DISKS. NEVER A NEED TO REMOVE EQUIPMENT FROM CASE. SIMPLY REMOVE LID. CONNECT POWER AND OPERATE. LID CAN BE REPLACED AND LOCKED FOR SECURITY AND PROTECTION WITHOUT DISCONNECTING CABLES. FULLY TESTED.

- AP101S Apple and Single Disk Drive\$109
- AP102D Apple and Double Disk Drive119
- AP103M Apple, 9 inch Monitor and Double Drive129
- RS201 TRS-80, Expansion Unit and Double Drive109
- RS202 TRS-80 Monitor and Accessories.....84
- P401 Paper Tiger Printer.....99
- P402 Line Printer II-Centronics 730.....89
- CC90 Matching Attaché Case75



COMPUTER CASE COMPANY ✓199

5650 INDIANA MOUND CT COLUMBUS, OHIO 43213

(614) 868-9464

Add a directory to your PIMS files.

Mix Your Own PIMS

David Busch
515 E. Highland Ave.
Ravenna, OH 44266

The nicest thing about Scelbi's Personal Information Management System (PIMS) is that it can be used and modified even by beginning BASIC programmers. It's an easy means of setting up quick-and-dirty data files when there's no time to write a custom program.

Judging from the number of articles that have appeared showing how to adapt PIMS to Disk BASIC, (see *80 Microcomputing*, Feb. 1980 "Floppy PIMS"), many users seem to have found the program a handy way to ease into the mysteries of sequential disk files.

In my own household, we still turn to PIMS from time to time. My kids faithfully enter each new comic book purchase into their respective files and tote printouts of their acquisitions to comic conventions and trading sessions. I keep track of exten-

sive book and record collections using PIMS.

I manage to keep PIMS and all the different files on a single disk, but find that it's difficult to remember the file names of the many PIMS files I maintain. What the program really needs is a directory, and I hit upon two different ways of adding this feature.

Modified PIMS

The following assumes that you have already modified PIMS for sequential disk files. The changes are simple. OPEN and CLOSE statements for input and output must be added and buffers assigned to F\$, the string variable that stores the name of the file being input or output. Some PRINT #1 and INPUT #1 statements need to have the hyphen removed. That's about it.

Adding a directory is simple for NEWDOS+ users. Just change line 160 in PIMS to read:

```
160 ON WM% GOTO 170,10000
```

and add the subroutine shown in Program Listing 1. At that point, the program requests a CMD DIR, and displays the entire disk directory of visible files. If only PIMS data is kept on the

disk, then just PIMS itself and its data files will be displayed. The subroutine asks for the file name of the desired PIMS file, then sends control back to the main program at line 1914.

Users of TRSDOS 2.3 or other systems not allowing a directory read without exiting BASIC can still add the feature to their PIMS. This subroutine is a little longer.

Program Listing 2 shows the few changes needed to PIMS itself. Line 130 changes option number two, load from cassette to load from disk, and adds a third choice, update index.

Choosing either of the latter two choices sends the control to the subroutine at 10000, but the (load from disk) option sets the value of variable FLAG to 1.

Lines 10000-10100 is an input routine that lets the user decide whether to add a file name to an existing index, or create an entirely new one. Remember, if you create a new index, the existing one will be overwritten. The create index option should be reserved for initializing a new PIMS disk or starting over with a new directory.

Lines 10105-10170 read the existing index, either for update or display. If FLAG = 1 (indicat-

ing that the user is accessing a file), the update portion of the subroutine is skipped.

The array IN\$(n), read from the disk file PIMINDEX, if it exists, is added to in lines 10180 = 10320. If the index is just being created, N is incremented from one. Otherwise, the next file name added is placed in the array after the last one in the existing index. The lengthened sequential file is saved to disk.

Finally, lines 10410-11030 format and display the file names on the screen in two columns. The user supplies the file name of the PIMS data file desired, that string is assigned to F\$, and the program branches back to the main program at line 1914.

Suggested Modifications:

The array IN\$(n) is shown on line 10010 for clarity; it can be moved to the beginning of the program with the other DIM statements. The user can make this array larger. However, TRSDOS 2.3 will only allow 47 files per disk.

It is probably best to have a separate PIMINDEX for each disk that your PIMS inhabits. That eliminates loading a file that is located on another disk

the kim challenge



From Rudyard Kipling's KIM, General Computer brings you an adaptation of the exciting, mind expanding game of memory and recall. KIM uses dynamic handicapping to compensate for skill differences while urging each player into greater challenges. Everything adjusts—display times, number of objects displayed, identification difficulty, and even scoring as you play your way through a data-base of thousands of items. Quicken your perception, sharpen your awareness, and

develop an elephant-like memory ... while enjoying the competitive excitement of playing KIM.

- An exciting two player game with competitive skill-difference handicap scoring (Junior could beat daddy every time!)
- Or, A challenging single-player contest
- Includes a BASIC source listing as part of a trend-setting manual

- 16K, Level II version \$19.95 (cassette)
- 32K, TRS-DOS two drive version \$24.95 (diskette)
- For Visa and Mastercharge orders, call toll free anytime 1-800-824-7888. In California, 1-800-852-7777, ask for Operator 115
- Dealer Inquiries invited

General Computer Co.
4873 Langer Lane
Woodbridge, VA 22193

✓ 251

9^{.95} SOFTWARE

P.O. BOX 521 Lowell, MA 01853

- 1 • Memory based printer spooler, overlap processing and I/O.
- 2 • IBM based terminal driver, EBCD and correspondence code. Full ASCII character set with overstrikes. Scriptit ZAPS.
- 3 • Disk timing program. Meter Type numerical and statistical screen displays. Very easy calibration of all type drives.
- 4 • Cassette test programs. Writes test data to tape, then displays all errors on screen. Use to check all facets of cassette operation and duplication quality.

SEND FOR FREE FLYER

— **The bottom line** —

COST: \$9.95 Each + .75 postage
MA Orders + 5% tax ✓ 235

A.E.M. Computer Services Now Offers:

INVOICING WITH OSBORNE

PRINT 45 LINES ON EACH INVOICE.
ASSIGN SALES ACCT—BY LINE
ASSIGN DISCOUNT. SALES ACCT. MIX
NON-TAX AND SALES TAX—TOTAL.
NONE OR PART PAYMENT—ASSIGN
RECEIVABLE ACCT BY INVOICE—INTE-
GRATED WITH GENERAL LEDGER.

TRS-80™ MOD II—OTHERS

CP/M™ CBASIC™ TOGETHER \$250
A.E.M.'S INTEGRATED INVOICING \$100
PAYROLL \$250
GENERAL LEDGER, RECEIVABLES, \$200
PAYABLES EA.
DEMO WITH EACH PROGRAM.

OSBORNE EXTENDED

INTEGRATED WITH INSURANCE, IN-
VENTORY, ETC.

TRS-80 is a trademark of Tandy Corporation. CP/M is a
Trademark of Digital Research CBASIC is a Trademark
of Compiler Systems, Inc.



A.E.M. ✓ 368
2930 E. Northern Ave.
Phoenix, AZ 85028
Phone (602) 992-8382

KEEPIT — Version 2.0 Enhances Level II Basic!

KEEPIT adds these function:

- Save a running BASIC program with variables
- Restore a program accidentally deleted by "NEW"
- Observe and change memory locations directly
- Save a block of memory as a system tape

KEEPIT also features:

Keyboard debounce, audible beep and autorepeat! KEEPIT is written in machine language and resides in less than 1,000 bytes of high memory. EDTASM source code is also supplied so the user can relocate the program at any convenient location.

How to order KEEPIT:

Level II users will find KEEPIT to be an extremely valuable utility as well as a frustration saver. To receive your copy, send you name and address, along with \$ 9.95 , to:



1806 Ada Street
Lansing, MI 48910
Phone: 517/485-0344
Visa, Master Card, and
C.O.D. accepted!
✓ 138

TRS-80 BASIC PLUS

ZBASIC, SIMUTEK'S BASIC COMPILER

The following **BASIC PROGRAM**, written on the TRS-80, was compiled using MICROSOFT'S BASIC COMPILER and SIMUTEK'S BASIC COMPILER. We feel the results speak for themselves!

```
10 ' SPEED TEST
   SIMUTEK ZBASIC COMPILER VS. MICROSOFT COMPILER
15 CLS:PRINT@,"HIT A KEY WHEN READY TO START TEST";
20 I%=INKEY%:IF I%="" THEN 20 ELSE FOR Z=1 TO 10:
   FOR X=1536 TO 16383:POKE X,191:PRINTPEEK(X):NEXT X
30 FOR X=0 TO 127:FOR Y=0 TO 47:SET(X,Y):NEXT Y,X
   :FOR X=127 TO STEP-1:FOR Y=47 TO STEP-1:RESET(X,Y)
   :NEXT Y,X:FOR X=1 TO 1000:GOSUB 1000:NEXT X,Z
40 CLS:PRINT"FINISHED WITH PROGRAM TEST":STOP
1000 RETURN
```

BASIC PROGRAM SIZE: 329 BYTES
PROGRAM RUN: 22 Minutes, 37 Seconds

Compilers:	Microsoft	Simutek
Compiled Size:	10057 Bytes	1228 Bytes
Compile Time:	14 Minutes	0.75 Seconds
Program Run:	17 Min. 04 Sec.	1 Min. 46 Sec.
System Req:	48K 1 Disk	16K LV II or 32-48K Disk
Price:	\$195.00	Tape \$99.00, Disk \$129.00

ZBASIC is an "Interactive Compiler". This means it is resident while you write your basic programs. You may compile your program and run it or save it, without destroying your resident basic program! In fact, jumping back and forth between your compiled program and your basic program is one of it's best features!

Simutek's compiler allows saving your "compiled" programs to tape or disk. Programs may then be loaded by use of the system command for tape, or as a /CMD file from DOS. This makes it extremely hard for people to "pirate" your programs.

Best of all, Simutek does not charge royalties on programs you sell that are compiled with ZBASIC! (Microsoft charges 10% or \$200 a year!)

Why use a complicated "Assembler" to write machine language programs when you can write them in ZBASIC?

Some of the basic commands supported by ZBASIC:

FOR	NEXT	STEP	IF	THEN	ELSE	PEEK	ON GOTO
SET	RESET	POINT	CHR\$	RANDOM	RND ()	POKE	ON GOSUB
DATA	READ	RESTORE	END	GOTO	GOSUB	CLS	ON GOSUB
INPUT	INKEY\$	LET	STOP	OUT	INP	RETURN	ON GOSUB
PRINT	LPRINT	PRINT@	USR	SGN	INT	ABS	
SQR	LEN	ASC	VAL				
INT	MATH +	-	*	/	AND	OR	SQR

Model I TRS-80 (or PMC-80) Only

ZBASIC Tape Version: 16K Level II TRS-80 \$99.00

ZBASIC Disk Version: 32 or 48K 1 Disk Sys. \$129.00

ZBASIC Manual Only: \$25.00

Credit Card or C.O.D. Call **Toll Free: (800) 528-1149**
or send check or money order to:

SIMUTEK ✓ 19
COMPUTER PRODUCTS™

P.O. Box 13687 Tucson, AZ 85732 (602) 886-5880

(C.O.D. Available \$3.00 Extra)

TRS-80 is a TM of Radio Shack, a Tandy Corp

by mistake.

However, it is a simple step to write a program that reads in the PIMINDEX from a number of disks and sorts them for a Master Index or formats them for output to a printer.

If you have that many PIMS

files, you're probably long overdue for some custom-written data base management programs. I've found that working with the Scelbi program, and modifying it for my own needs, was the best possible training for my own programs. ■

```
10000 CMD"DIR
10010 PRINT
10020 INPUT "ENTER FILE DESIRED : ";F$
10030 GOTO 1914
```

Program Listing 1.

```
130 PRINT " 1.) CREATE NEW FILE      2.) LOAD FROM DISK
          3.) UPDATE INDEX"
160 IF WM% = 2 THEN FLAG=1
162 ON WM% GOTO 170,10000,10000
```

Program Listing 2.

```
10000 '*****
10005 '          CREATES, UPDATES INDEX LIST
10010 '
10010 DIM IN$(30):' ALLOWS 30 FILE NAMES. USER MAY
10012 '          INCREASE,OR MOVE TO BEGINNING
10013 '          OF PROGRAM
10014 '
10020 CLS:PRINT:PRINT
10030 N=1
10040 PRINT "DO YOU WISH TO : "
10050 PRINT "      1.) ADD FILE NAME TO INDEX"
10060 PRINT "      2.) CREATE NEW INDEX"
10070 AS=INKEY$:IF AS="" GOTO 10070
10080 AN=VAL(AS)
10090 IF AN>2 OR AN<1 GOTO 10070
10100 IF AN=2 GOTO 10180
10105 '*****
10106 'READS EXISTING INDEX, EITHER FOR UPDATE OR DISPL
      AY
10107 '
10110 OPEN "I",1,"PIMINDEX"
10120 INPUT #1,IN$(N)
10150 IF IN$(N)="EOF" THEN N=N-1:GOTO 10170
10160 N=N+1:GOTO 10120
10170 CLOSE
10180 CLS:PRINT:PRINT
10185 IF FLAG=1 GOTO 11000:' SKIP UPDATING AND DISPLAY
      INDEX
10190 N=N+1
10195 '*****
10196 '          ADD NEW FILE NAMES TO INDEX
10197 '
10200 PRINT "ENTER FILE NAME TO BE ADDED TO INDEX"
10210 INPUT "WHEN ALL NEW FILE NAMES HAVE BEEN ADDED, E
      NTER '999'";AS
10220 IN$(N)=AS
10230 IF VAL(AS)=999 GOTO 10250
10240 GOTO 10180
10250 OPEN "O",1,"PIMINDEX"
10260 FOR I=1 TO N
10270 IF IN$(I)="999" GOTO 10310
10280 PRINT #1,IN$(I);",";
10290 PRINT IN$(I)
10300 NEXT I
10310 PRINT #1,"EOF"
10320 CLOSE#1
10400 '*****
10410 '          LIST FILE NAMES
10412 '
11000 PRINT "THE FOLLOWING FILES ARE AVAILABLE : "
11010 FOR I=2 TO N-1 STEP 2
11020 PRINT IN$(I),IN$(I+1)
11030 NEXT I
11040 PRINT
11050 INPUT "ENTER FILE DESIRED : ";F$
11060 GOTO 1914
```

Program Listing 3.

SOFTWARE FOR TRS-80

AUTO DIALER I & II — alphabetized, indexed directory up to 200 entries. Cassette: 1900 disk; delay manual auto dial; repeat one key redial; ring; display call cost; calculator; & time; read & record call log. Many convenience features; advanced graphics. Auto Dialer I: personal cassette: 16K LVII: \$19.95. Auto Dialer II: business. 48K disk; convenient paper interface; time zone & many phone numbers. \$29.95. Assembled: 1.25MB interface with auto supply & phone extension card. \$39.95.

PHOTOGRAPHER'S PROGRAMS: DARKROOM 12 darkroom related programs under one menu. Exposure change; for enlarger; column reference; no. of slides; change column ref. no. for given print size; color filter & paper batch conversions; B&W paper brand & contrast conversions; temp. weight; liquid linear measurement conversions; magnification; distance formulas; adjustable; no. exposures; color filter. Cassette: 1.0MB LVII: \$45.95. **LINE PRINTER PHOTO PROGRAMS** use your printer to make your own individualized sales slips, work orders, print making records. All the hard work has been done. All three on one cassette: 16K LVII: \$7.95.

LABEL PRINTER — simple, inexpensive, but versatile label making test printer. Print 1 to 32,000 of one label; standard 1 x 3 1/2 inch labels; one category uses serial codes; selected labels: 1 to 5 lines; 8 bit prints; indexed directory. For home or office. 16K LVII: cassette: \$9.95.

ELECTRIC DICTIONARY 1 to 3 words; characters; synonyms to hundreds of commonly misspelled words. 16K LVII: cassette: Check for availability.

TIME ZONE — inexpensive; fascinating; a control program tells time in any of more than 100 places around the world: today, yesterday, today or tomorrow (12 a.c. counts for 15, 30 minute & 1 hr increments). Included with Auto Dialer II. 16K LVII: cassette: \$7.95.

HEATING FUEL — inexpensive program gives amount of heating fuel in cylindrical fuel tank. To 1.10H gallon. Use this meter to log how much fuel you use in an hour or a day. 96th graphic. 16K LVII: cassette: \$7.95.

VIDEO TITLER — you may not have realized it, but you can use your personal computer & VCR to add titles to any video tape. With instructions & later program for generating graphics. 16K LVII: cassette: \$7.95.

All programs written in Basic, can be used on disk. All make use of graphics, convenience & error handling features. Detailed documentation, schematics (where required). All prices postpaid, subject to change without notice.



430
D-SOFT



319 Glenwood Ave., Southport, N.C. 28461

CALL 24 hour phone (719) 487-5157

198-80 trademark of Tandy Corp.

DEALER INQUIRIES INVITED

HEY STUD!

STUD 5, a simulation of five card stud, is now available for the serious poker player. STUD 5 is a tool for anyone who wants to become a steady winner at the poker table.

You specify:

- The number of opponents
- The style of play for each
- The frequency of bluffing for each
- The ante ... the minimum bet ... the maximum bet

• • • Warning • • •

STUD 5 is not a game. It's not a toy. If you can consistently beat STUD 5, you're ready for Vegas.

On cassette for the 16K, Level II TRS-80. Guaranteed to load. Price is only \$14.00 plus \$1.00 for first class postage. (Pa. residents add 6% sales tax.)

WILSON

539 Spring House Lane ✓ 270
Camp Hill, Pa. 17011

*TRS-80 is a trademark of Radio Shack Div. of Tandy Corp.

EDUCATIONAL SOFTWARE

For TRS-80 & Pet Micro Computers

80+ Programs in:

ELEMENTARY	MATH
SCIENCE	BIOLOGY
GEOGRAPHY	HISTORY
ECONOMICS	ACCOUNTING
FOREIGN LANG.	BUSINESS ED.
GAMES	FARM RECORDS

Programs are grouped into packages of 4 to 7 programs priced at \$24.95 per package including shipping and handling. Available on disk or tape.

Write for catalog: ✓ 80

MICRO LEARNINGWARE, BOX 2134,
N. MANKATO MN 56001, 507-625-2205

*TRS-80 is a registered trademark of TANDY CORP.
Pet is a trademark of Commodore Bus. Machines

TRS 80[®] CANADIAN INCOME TAX 1980

CAN TAX1 Disk

A complete T1 form including schedules 1 to 10 and Provincial forms. Formulated printouts for all forms. Requires 32K and 1 Disk Drive.

\$150.00

CAN TAX1 Tape

A complete T1 form only. No schedules. Requires 16K.

\$80.00

TAX COURSE

A complete income tax course for home study, plus a complete listing of the tax program.

\$200.00

NEW OLIVETTI ET-201

Daisy wheel, letter quality typewriter printer completely interfaced with any TRS 80[®]. No hardware required. 16K minimum.

\$279.00

All orders shipped FOB Warehouse

Ontario Residents add 7% SALES TAX

Terms: Cheque, Money Order, Visa, NO COD

J R Software ✓ 155

810 Wilson Ave

Downsview Ont M3K 1E7

(416) 636-8880



Test your mind—not your reflexes—with **SQUADRON LEADER Games**. Command a Fighter Squadron in any of six of the decisive campaigns of World War II:

- RAF The Battle of Britain: Are this be your final hour?
- Stuka and Messerschmitt: Russians vs. Germans on the Eastern Front
- Nightfighter: The Daylight Bomber Offensive over Germany
- Winged Samurai: Rabaul Island, key to the Southwest Pacific
- Stella Italia: (Lancaster Winner 1980)
- Strategic British Outpost on Mussolini's doorstep
- Chindia's Flying Tigers (Cassette only: 1980)
- The air war over China: 1937-1942

Squadron Leader games are not just shoot 'em up arcade games, but detailed historical simulations. Each of these games gives you a choice of dozens of combinations of friendly aircraft (controlled by you) and enemy aircraft (controlled by the computer). Each is carefully researched and simulated for factors of speed, maneuverability, firepower, sturdiness, and rate of climb. Success or failure depends on your ability to learn and exploit the advantages and weaknesses of every aircraft.

Each game includes an audiotape cassette for 16K TRS80 Level II, Apple II (16K or larger), and the new 16K PET, loading instructions, a tactics reference card, and player's manual, in an attractive bookshelf box. Price is \$19.95.

Discovery Games • 936 W. Hwy 35 • St. Paul, MN 55113 ✓ 412

MAXELL[®] OR Dysan

6" SINGLE SIDE DOUBLE DENSITY.....	Box of 10 for \$60
6" DOUBLE SIDE DOUBLE DENSITY.....	Box of 10 for \$70
5 1/4" MINI.....	Box of 10 for \$60
DYSAN DISKS 5 1/4" MINI.....	Box of 5 for \$25

(Specify: 6" Soft or Hard Sector/5" Soft or Hard Sector)

C.O.D. \$1.00 Additional

✓ 121
Custom Electronics Inc.

238 EXCHANGE STREET
CHICOPEE, MA. 01013

413-582-4781

established 1980 • closed Mondays

ATARI  TI/99-4 

TRS-80 Model I and Model II Programs

MULTIPLE REGRESSION 2.1—A disk based package of chained programs that permits model estimation using thousands of observations, user specified transformations, X-Y plots, formatted for screen or printer

Linear Programming.....\$45.00

0-1 Programming.....\$39.95

Transportation Algorithm.....\$39.95

Heuristic Line Balancing.....\$39.95

Stat. Pack—medium, mode, mean (avg., harmonic, geometric), variance, histograms, Tests (T,X',F.), one variable regression, one and two-way ANOVA. \$24.95

Differential equations—6 methods.....\$39.95

Queuing Statistics.....\$18.95

LOWERCASE MOB—Includes excellent documentation

+ all parts (nothing else to buy), compatible with Electric Pencil.....\$14.95

Available in Disk and 5.25

S.C. residents add 6% sales tax

Overseas orders add \$5 for shipping

✓ 280
Quant Systems

p.o. box 628
charleston sc
29402

BATTLE OF MIDWAY

a realistic simulation of this WWII battle
YOU can now recreate this air-sea battle by commanding the individual carriers and squadrons of fighters, dive bombers and torpedo bombers into action!

Level II 16K \$9.95

FOOTBALL

- 9 offense and 6 defense plays
- Fumbles, interceptions, time-outs, onside-kicks — all included!
- Play against the computer or a live opponent

Level II 16K \$9.95

All programs recorded on high quality cassettes.

Send cheque or money order to:

Computer Simulations Canada

#144-3225 Uplands Dr.

Ottawa, Ontario, Canada

K1V 9V3

✓ 281

HOMES for the TRS-80

Featuring

High Quality, Commercial, and Economy Models.
Computer Consoles for \$129.95.
Printer Stands \$39.95.
Complete TRS-80 Business System, built-in.



Custom furniture for the TRS-80 office or home decor.

—FOR 24 HOUR INFORMATION—

PHONE 408-946-1265

AVS AUDIO-VIDEO 2485 AUTUMNVALE AVE.
SYSTEMS SAN JOSE, CA. 95132
Dealer inquiries invited.

✓ 146

Build this protection device for your cassette's relay.

Look, A Snooper/Snubber!

Philip O. Martel
748 Tyler Street
Pittsfield, MA 02101

The relay that controls the TRS-80's cassette player is subject to high voltage across its contacts when it's turned off.

Radio Shack gives the relay some protection with two 75 volt zener diodes across the contacts, but this isn't always enough. The relay sometimes welds shut.

When this happens, you can remove the remote plug from the recorder and operate it manually. Eventually, the relay unsticks. Or you can try the snooper/snubber.

Easy to Build

The snooper/snubber, a small easy-to-build electronic circuit, monitors the TRS-80's cassette interface and gives the relay extra protection. The snubber circuit (Fig. 1) gives the motor current some place to go when the relay contacts open, so that the current doesn't try to jump

across the contacts and weld them together.

The snubber can be placed anywhere between the relay contacts and the cassette recorder motor. To avoid breaking any of Radio Shack's seals, I put the snubber circuit in a small box, plug the remote from the TRS-80 into the box, and run a jumper cable with subminiature phone plugs from the box to the recorder.

In addition, a push-button switch across the circuit lets me advance the tape in play mode.

The snooper (Fig. 2) is a simple means of monitoring the audio signals into and out of the TRS-80. The snooper consists of five miniature phone jacks, a crystal earphone, a double-pole double-throw (DPDT) center off-switch and some shielded cable.

Two of the jacks accept the earphone and auxiliary plugs from the TRS-80. Two others pass out the same signals to the cassette recorder via jumper cables with miniature plugs on each end.

The fifth jack passes one of the two signals to an external device, such as an amplifier.

You'll need one, if you are running programs that produce sound.

The DPDT switch determines which of the two signals—the earphone signal (to the TRS-80) or the auxiliary signal (from the TRS-80) is passed to the fifth jack and to the crystal earphone. The crystal earphone outputs a low-volume signal, audible, but not loud enough to require a volume control.

When you record a tape, the volume level may be slightly greater, if you listen to the earphone line. If so, it is because your recorder sends out an amplified version of the input on the earphone line while recording.

Construction

If you have some experience in electronics, you can build the snooper/snubber from the schematic diagrams. If not, I've provided some guidelines.

Build your snooper/snubber in a plastic box. If it's metal, you

may encounter ground loops. These cause a loud, low-pitched buzz on recorded tapes. A box about 2 x 3 x 4 inches is a good size. You can use one half this size, but unless you like repairing watches or constructing ships in bottles, it's likely to prove frustrating.

You can lay out the components any way you like. Mine has the jacks for the TRS-80's cable in front, the jacks for the jumper cables in back, the fifth jack on one side and the two switches and earphone on top.

Drill the holes and mount the components loosely. (Miniature jacks take 1/4-inch holes and subminiature jacks take 3/16-inch holes.) How you mount the earphone depends on its shape. If the earphone is flat, drill several small holes and glue the earphone behind them. If the earphone has a roughly cylindrical earplug, drill a hole to fit the earplug and glue the earplug to the box.

Take the shielded wire and

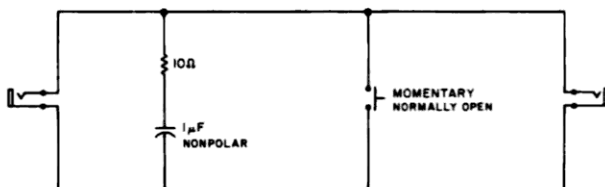


Fig. 1. The Snubber Circuit.

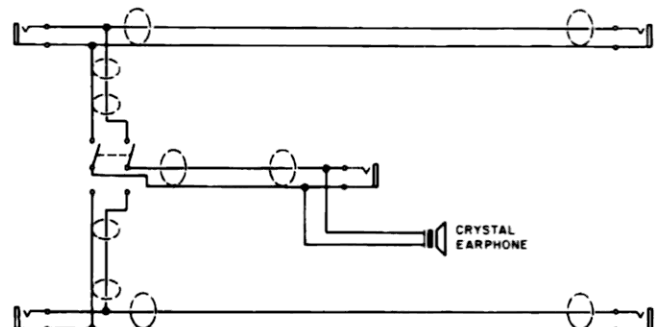


Fig. 2. The Snooper Circuit.

run it between the jacks and switches to measure how much is needed. Leave an extra inch and a half on one end of each piece of wire as it is cut. This may seem like a lot, but it is much better to stuff any extra length of wire into the box than to come up a tenth of an inch short.

Before you solder the circuit together, remove all the components from the box and put it well away from your soldering iron. The affinity that plastic boxes have for hot soldering irons, you cannot believe.

Soldering

The wiring is straightforward, but most of the parts, especially the jacks, are fairly small. You aren't going to get all the wires from the shield through those little holes in the jacks. Cut off

about half of the wires very close to the insulation and things will go much easier.

Make sure that all the remaining strands of the shield are twisted together. One tiny, almost invisible strand of wire can short out one of the signals. This condition is not likely to damage anything, but the time spent trying to track down a short can be frustrating.

The DPDT switch (Fig. 3) has a 3x2 array of contacts on the bottom. All the shields should be connected to one set of three contacts, and all of the center wires to the other set of three contacts.

The shielded wires can be run from one jack to the other and then to the switch, or from one jack to the switch and then to the other. I recommend the second approach, since it puts the

point where the two shielded wires join at the switch, which usually has larger contacts than the jacks.

The specific values given for the resistor and capacitor are not critical. Anything within a factor of about three should work fine. That is, the capacitor should be between about 0.3 microfarads (μF) and 3 μF , and the resistor should be between about 3 Ohms (Ω) and 30 Ω . The capacitor and resistor are soldered together by one lead and soldered to the normally open push-button switch by the other (Fig. 4).

The earphone should be a high impedance type. A crystal earphone is specified, but any type with an impedance of 10K Ω (10 kilohms = 10,000 Ohms) or more will work. The high impedance minimizes loading and re-

10 OUT 255.4
20 FOR I = 1 TO 1000: NEXT I
30 OUT 255.0
40 FOR I = 1 TO 1000: NEXT I
50 GOTO 10

Listing 1. Test program.

sults in a fairly low volume.

Once you have the snooper/snubber assembled, normal use of the cassette recorder will test it. If you would like to give the snubber a thorough test, run the program shown in Listing 1. It will turn the cassette motor on and off once within a period of about five seconds. I ran this program for more than 1000 cycles of the relay with no trouble. Not bad considering that the relay had failed the first day I used my TRS-80. ■

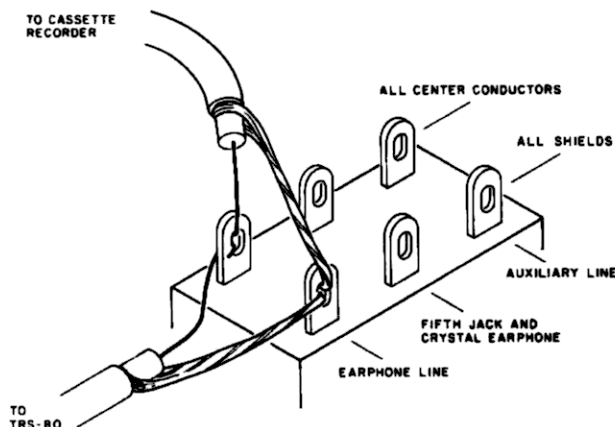


Fig. 3. The DPDT Switch.

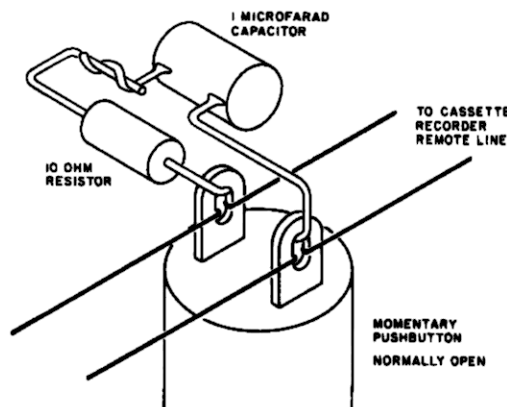


Fig. 4. The Capacitor and Resistor.

CPM2TRS™ AND TRS2CPM™

- Converts CPM Files to/from TRSDOS Files
- **EASY TO USE** - uncomplicated, user oriented, professional quality programs
- **FAST** - Machine language code - disk to disk
- **RELIABLE** - Reads and writes verified and automatically retried.
- **SUPPLIED ON DISKETTE** with full user instruction sheets.

MINIMUM CONFIGURATION
MOD I LVL II 32K 2 Disks

MODEL I Available NOW
MODEL II Available Soon

CPM2TRS™ - \$55 TRS2CPM™ - \$55
BOTH - \$90

SEND CHECK OR MONEY ORDER TO: ✓471
LINNEX RESEARCH ASSOCIATES, INC.
210 Fifth Avenue • New York, New York 10010

STEPWISE MULTIPLE LINEAR REGRESSION

Fast Compiled Machine Language
Comprehensive Data Base Manager

- Transformations
- Lags

Designate Any Variable As Dependent
At Run Time

Descriptive Statistics
Correlation Matrix
ANOVA Table

Partial Correlation Coefficients Each Step
Future Releases Are Upward Compatible
And Include: Factor Analysis, Time Series,
Linear Programming

For 2 Disk, 48K TRS-80®, With Line Printer
Write For Information On Other System
Configurations

Price \$89.00 - Documentation Only \$10.00
Visa And Master Charge Accepted

Barstrann Corporation - Dept. A ✓201
P.O. Box 265 Mid City Station
Dayton, Ohio 45402 1-513-293-8299

— Professional — Real Estate Software For Apple or TRS-80

Property Management System (32K, 1 Disk Systems)

Features:

- Tenant Information
- Late Rent Reports
- YTD & Monthly Income
- Handles —
Partial Payments
Returned Checks
Advance Payments
- Prints Receipts
- 5 Digit Expense Accounts
- Building Expense Report
- Vendor Expense Report
- Income Tax Report
- All Reports Can Be Printed
- Complete Documentation
- Easy Data Entry & Edit
- 200 Units per File

Price \$225.00

Real Estate Analysis Modules: (Cassette or Disk)

- 1) Home Purchase Analysis
- 2) Tax Deferred Exchange
- 3) Construction Cost/Profit
- 4) Income Property Cashflow
- 5) APR Loan Analysis
- 6) Property Sales Analysis
- 7) Loan Amortization

\$35 Per Module

At Computer Stores Everywhere
Or Order CDS Direct
(Cal Residents Add 6% Sales Tax)
(213) 372-0410

software
Realty Company

Dept. M 2045 Manhattan Ave., Hermosa Beach, CA 90254

MICROPOLIS™

master charge
THE INTERBANK CARD

PRIORITY ONE ELECTRONICS
16723T ROSCOE BLVD. • SEPULVEDA, CA. 91343
(800) 423-5633 or (213) 894-8171

VISA

MICROPOLIS OVERSTOCK LIST

MODEL	DESCRIPTION	LIST	SALE PRICE
MCP-1053-2	630 KB DUAL	\$1895.00	\$995.00
MCP-1043-2	315 KB SINGLE	\$1145.00	\$895.00
MCP-1041-2	315 KB SINGLE, NO PS	\$1045.00	\$895.00
MCP-1042-1	143 KB SINGLE	\$795.00	\$639.00
MCP-1041-1	143 KB SINGLE, NO PS	\$695.00	\$625.00
			\$595.00

S-100 SUB-SYSTEMS

COMPLETE W/S-100 CONTROLLER, CABLES, MANUALS & MICROPOLIS MDOS & BASIC

ADD-ON DRIVES

MCP-1033-2	630 KB DUAL	\$1395.00	\$895.00
MCP-1023-2	315 KB SINGLE	\$645.00	\$495.00
MCP-1021-2	315 KB SINGLE, NO PS	\$545.00	\$475.00
MCP-1022-1	143 KB SINGLE	\$445.00	\$375.00
			\$360.00

REQUIRES ACCESSORY ADD-ON CABLES

MCP-1027-1	35 TRACK SINGLE	\$545.00	\$360.00
MCP-1027-1	35 TRACK DUAL	\$1195.00	\$895.00
MCP-1037-2	77 TRACK SINGLE	\$645.00	\$495.00
		\$1395.00	\$895.00

DISK DRIVES

APP 395M	NEW DOS/80 TRS-80® 35 thru 77	\$149.00	\$100.00
VRB-MD 525-16	Verbatim 16 Sector Diskettes Box of 10	\$29.95	\$29.95
VRB-MD 577-16	Verbatim 16 Sector Diskettes Box of 10	\$48.00	\$29.95
VRB-MD 525-01	Verbatim 16 Sector Diskettes Box of 10	\$29.95	\$29.95
VRB-FD05	Verbatim Soft Sector Diskettes Box of 10	\$29.95	\$29.95
PR1-34CEEE-2	5 1/4" Disk Drive Cleaning Kit	\$29.95	\$29.95
PR1-34CEEE-4	Two Drive Data Cable	\$39.95	\$39.95
	Four Drive Data Cable		

ACCESSORIES

ALL DRIVES NEW, IN FACTORY SEALED CARTONS WITH FULL MANUFACTURES WARRANTY.

* Sale Prices are for prepaid orders only • Quantities are limited, subject to prior sale • CREDIT CARD ORDERS WILL BE CHARGED APPROPRIATE FREIGHT • PRICES GOOD THRU December 1980.

ORDER TOLL FREE 1-800-423-5633
except CA., AK., HI., CALL
(213) 894-8171

FOR MORE INFORMATION SEE OUR 60 PAGE COLOR DETACHABLE ENGINEERING SELECTION GUIDE IN THE NOVEMBER BYTE MAGAZINE

Terms: Visa, MC, BAC, Check, Money Order, U.S. Funds Only. CA residents add 6% sales tax. Minimum order \$15.00 Prepaid U.S. orders less than \$75.00 include 5% shipping and handling. MINIMUM \$2.50. Excess refunded. Just in case... please include your phone number. Prices subject to change without notice. We will do our best to maintain prices through December 1980.

SALE

NO PROBLEM BOSS ...
PRIORITY ONE IS HERE NOW!
BUT YOU'LL SLEEP BETTER IF
YOU DON'T KNOW WHAT PRICES
I'VE QUOTED



OOPS!
I SAID BUILD 300
DRIVES NOT 3000!

ORDER TOLL FREE
1-800-423-5633
except CA., AK., HI., CALL
(213) 894-8171

1

PRIORITY ONE ELECTRONICS

A radial line drawing program for art's sake.

Images

Buzz Gorsky K8BG
2449 Derbyshire Road
Cleveland, OH 44106

In the past I've written some application and utility programs for *80 Microcomputing*, but this article is *useless*!

A Series of Lines

The program shown in the listing generates a series of lines like the spokes of a wheel from a randomly chosen point on the screen. It will then draw another pattern, delay, then clear the screen and start again. Let's see how it's done.

Starting at line 100 the K loop goes from one to two to draw the two patterns. X1 and Y1 are chosen randomly as values up to 127 and 47, respectively, so that the pair (X1,Y1) points to a random point on the display in the format used by SET statements. This point will be the center for the radiating line pattern.

Then, in line 110, T runs from zero to 170 drawn in increments of 10. T represents the angle in

degrees (in this case 10) at which each line drawn will radiate. Since each line will run through the center of the circle, we only have to let T go this far.

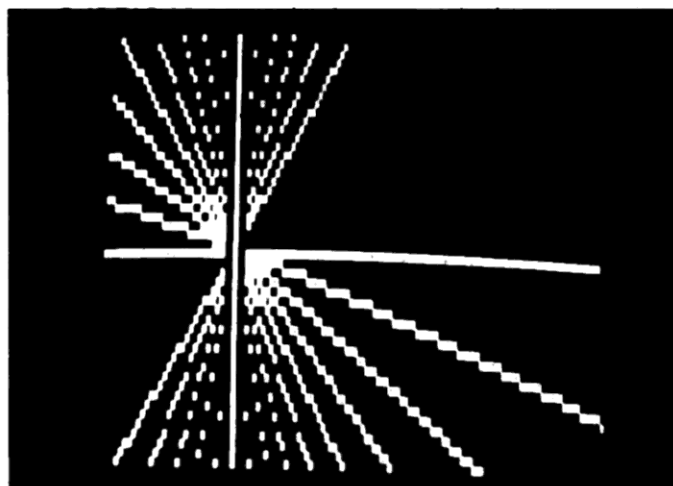
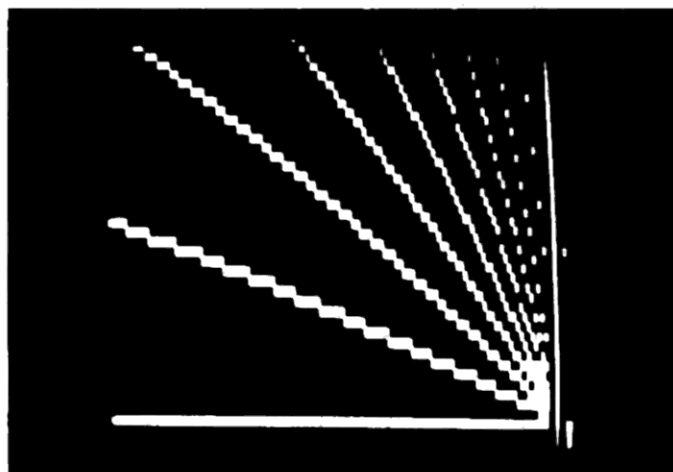
When T is 90, a vertical line is needed. This is drawn by the FOR-NEXT loop involving L. In line 120, T1 is set equal to T times a constant to change the degree value to a radian value.


In line 130 X will run through the limits of the values which can be displayed. Y is then set equal to X times the tangent of T1. $Y = X \cdot \tan(\theta)$ is the equation for a line in a polar coordinate system.

Then in 150, X2 is set equal to $X + X1$ and $Y2 = Y + Y1$. This moves the point (X,Y) from the origin of the plot (the upper left of the screen) by an amount determined by X1 and Y1.

In line 160 we check to see if the values of X2 and Y2 can be shown on the screen with a SET (X2,Y2) statement. If so, they are displayed at 170, and if not we go to 180. There we set $X2 = X1 - X$ and $Y2 = Y1 + Y$. This then reflects the line just drawn through the center of the circle.

If the values of X2 and Y2 can be displayed, then the SET





Sample Patterns of Radial Drawing

statement displays them. Otherwise what happens depends on the value of Z.

If the first half of the line had terminated because values were off the screen, then Z would equal one. If this part of the line were also off limits, then we would reset Z equal to 0 and go to the next value of T. However, if Z were zero, then we would go to 190 and the next value of X. When X was completed we'd

have the next value of T. In this way each half of the line is finished until it reaches the limits of the display.

In line 200 there is a short wait and then the second pattern is drawn by going to the next value of K. A long delay follows after which the program is run.

It's useless, I know, but fun to watch, and the radial line drawing technique might even find a place in something useful! ■

```
80 REM RADIAL LINE DRAWING PROGRAM BY BUZZ GORSKY, K8BG
90 REM THIS PROGRAM WILL BEGIN AT A RANDOM SPOT ON THE
  SCREEN AND DRAW A SERIES OF RADIAL LINES FROM THAT
  POINT. IT WILL REPEAT THE PROCESS TWO TIMES, HOLD
  THE DISPLAY AND THEN BEGIN AGAIN
100 RANDOMIZE:CLS:FOR K=1 TO 2:X1=RND(127):Y1=RND(47):REM K
  SETS THE LIMIT OF 2 DISPLAYS BEFORE RESTARTING; X
  1 AND Y1 ARE RANDOM DISPLACEMENTS FROM THE UPPER L
  EFT CORNER OF THE SCREEN
110 FOR T=0 TO 170 STEP 10:IF T=90 THEN FOR L=0 TO 47:
  SET(X1,L):NEXT L:NEXT T:REM T IS RADIAL ANGLE IN D
  EGREES. FOR T=90 A VERTICAL LINE IS DRAWN RATHER
  THAN USING THE Y=X*TAN(T) EQUATION
120 T1=T*0.0174533:REM MODIFY T TO RADIANS
130 FOR X=3 TO 127:REM RUNS X THROUGH LIMITS OF DISPLAY
140 Y=X*TAN(T1):REM SET Y ACCORDING TO RADIAL EQUATION
  OF STRAIGHT LINE
150 X2=INT(X+X1):Y2=INT(Y+Y1):REM MODIFY X AND Y ACCORD
  ING TO RANDOM DISPLACEMENT
160 IF (X2>127 OR Y2<0 OR Y2>47) THEN Z=1:GOTO180:REM I
  F X2 OR Y2 ARE OUT OF DISPLAY LIMITS THEN SET Z=1
  AND GO TO 180 OTHERWISE DISPLAY
170 SET(X2,Y2)
180 X2=INT(X1-X):Y2=INT(Y1-Y):IF(X2>-1 AND X2<128 AND Y
  2>-1 AND Y2<48) THEN SET(X2,Y2) ELSE IF Z=1 THEN Z
  =0:NEXT T:REM CONTINUE THE RADIAL LINE IN A MIRROR
  IMAGE. IF X2 OR Y2 ARE OUT OF DISPLAY LIMITS AND
  Z=1 THEN GOTO NEXT ANGLE, BUT IF Z=0 THEN NEXT X
190 Z=0:NEXT T:NEXT:REM RESET Z AND CONTINUE
200 FOR J=1 TO 500:NEXT:REM NEXT:FOR J=1 TO 30000:NEXT:REM
  DELAY THEN DRAW NEXT PICTURE, AFTER 2 PIX THEN HOL
  D THEN START AGAIN
```

Program Listing

NOW AVAILABLE for use with TRS80 Level II (16K)

Baseball & Soccer COMPUTERIZED GAMES

Realistic! Exciting! Based completely on the statistics of actual players and teams.

WCS SOCCER

is a sophisticated, computerized game that demands strategic decisions! Each player is rated in at least 6 categories for both offense and defense. Easy to use, but complicated enough to challenge the most accomplished gamesman. Play a full game in only 30 minutes. 16 all-time great teams & dozens of top players, including Pele and Beckenbauer. Price: \$21.00.

DFC BASEBALL

ABSOLUTELY the finest simulated sports game available for home computer use. DFC is not a mere graphics, random play game — DFC is a highly sophisticated simulation program. Hundreds of different plays — including over 50 different types of infield outs!! Complexity only possible through the selective calculations of home computers. The computer compares each and every characteristic of a particular batter against a particular pitcher and defense for a degree of realism never before possible.

AS MANAGER OF A REAL MAJOR LEAGUE TEAM, YOU CONTROL EVERY ELEMENT OF PLAY ACTION. You make every managerial decision available in major league baseball based on the real ability of your players.

12 TOP TEAMS OF THE 60's and 70's INCLUDED.

Each team contains the names of 25 players and is loaded directly from tape into the program. Price: \$21.00

BOTH GAMES INCLUDE A MANUAL AND PROGRAM TAPE WITH FIELD GRAPHICS AND PROGRAMMER TIMER! ✓475

ORDER DFC BASEBALL AND WCS SOCCER FROM: GAMECRAFT CO., BOX 2299, STATION A, CHAMPAIGN IL 61820. GAMES ARE \$21.00 EACH. ORDER TODAY or write for FREE Computer Games Brochure.

PERIPHERALS for TRS-80

IBM 725 ASCII/SELECTRIC PRINTER

- Full-size 15" Carriage
- Includes 3 built-in ASCII to IBM translation tables for different type balls.
- Plugs to Line Printer Port and runs from "LPRINT" and "LLIST" commands.
- LOCAL mode allows manual use of typewriter keyboard.



- Ship wt. 75 lbs. PRICE, cleaned & adjusted \$995.00
- Optional Forms Tractor for pin-feed paper (used) . \$ 75.00

DIABLO HYTYPE I DAISY-WHEEL PRINTER



- 30 cps bi-directional printer
- Graphics plus letter-quality print.
- Includes power supply, case, platen, print wheel, interface PCB and cable to TRS-80 40-pin BUS.
- Responds to "LPRINT" and "LLIST" commands.

- Ship wt. 65 lbs. PRICE, refurbished & tested, complete \$1495.00
- HYTYPE I Printer Interface PCB and cables, sold separately \$249.95

OTHER PRODUCTS:

- POS 103/202 Dual-Speed Auto Answer Modem
- POS 100 NRZ1 1/2" Mag Tape Drive Controller/Formatter
- Power Supplies, Forms Tractors, AC Line Filters, etc.

PACIFIC OFFICE SYSTEMS ✓153
918 Industrial Avenue
Palo Alto, CA 94303
(415) 493-7455

A logical approach to graphics.

Inside-Out Debugging

Del Ogren
565 B Lynn Ct.
Glendale Hts., IL 60137

A friend of mine has the best standard answer to the standard question posed to all new micro owners. When asked, "What are you gonna do with it?" he replies, "Make it teach me to use it." My purpose in writing this article is to attempt to make the process of learning to use a computer more enjoyable.

Specifically, I want to discuss graphics programming techniques for Level II BASIC. I'll develop a simple game program to illustrate some of the techniques presented.

Programming Style

Unfortunately, a machine has yet to be designed that translates ideas directly into computer code. This means that the user must do the translating. Learning to program is a process in which the programmer develops rituals, based on experience gained through dialog with the machine. As the error messages become less frequent, a programmer develops a style of going about the task of telling his machine what to do.

By "talking to computers," I have fallen into using what is sometimes called the "inside-out" style of programming. This style is made up of bits and pieces of "structured," "top-down" and "modular" programming and seems well suited to recreational programming.

Inside-out Programming

Inside-out programming divides a program into two major sections, a control section and a routine section. The routine section is a list of subroutines which make up the body of the program. The control section is

generally a loop which calls the relevant subroutines in sequence. As ideas come to mind, a subroutine or two is added to the routine section and patched into the control section by adding GOSUB.

Say, for example, we want to create a space war game. First, we need space ships. We would write subroutines to draw them on the screen, and try them out by putting GOSUBs in the control section. We can then add animation, laser fire, photon torpedoes, fuel allocations, etc., patching in each new idea as it is developed.

As each routine is linked to the system, it can be run. Thus errors are quickly detected and easily resolved. Part of the programming burden is transferred to the computer and the whole development process takes place as a dialog with the machine.

Here are some techniques which should help you to think inside-out:

I generally leave the first 1000 lines or so for the control portion of the program and the remain-

der for the routines. Also, the first 1000 lines hold the house-keeping statements, starting values for variables, etc. Leaving plenty of room for expansion is important, if you are to avoid the disgusting task of re-typing large segments of code.

The most useful command in the book is GOSUB. True, it takes more memory and more time to execute than GOTO, but for program development it's the easiest way to patch in each segment as it's created. You can always go back and change the GOSUBs to GOTOs when the program is finished. (Determining when a program is finished is almost impossible—there's always just one more feature to add.)

Use comments. Here again, comments waste space but they also save a lot of development time. I begin all subroutines with a comment telling what it does, what input is required and what output comes from the routine. That way questions like, "How did I get that photon torpedo to go across the screen?" are easily answered.

If I have a subroutine that starts at 1000, my comments will be on line 998 or 999 and the calling routine will contain GOSUB 1000. That way the remarks are never executed and little run time is wasted.

When programs begin to grow, things can get out of hand. It is a good idea to keep a list of subroutine locations and important variable names as you go along. If a variable is local (only used in the subroutine), then it can be used locally in other routines, but if it is global (used throughout the program), it must be well controlled.

Once you get really wild with inside-out programming, some control sections can run as subroutines of subroutines of the control section When a program gets this far, good documentation is an absolute essential.

TRS-80 Graphics

Graphics are an important part of fun programs, so before we do some inside-out programming, let's take a look at TRS-80 graphics.

Unless you want to get involved in assembly language programming, POKE is the best command for producing graphics. SET and RESET take longer to execute and are more useful for graphing mathematical functions than for interactive interplanetary warfare.

On page D/1 in the Radio Shack Level II Manual is the memory map. You can see that the video memory, which stores the current state of the screen,

***"The obvious solution
is to go mosquito hunting,
but, being a true computer nut,
you are inspired to write a program
to sharpen your swatting skills."***

is located between address 15360 and 16383 inclusive. These addresses are used in POKEing graphic symbols onto the screen.

Fig. 1 shows the beginning and ending address for each line on the monitor. Typing POKE 16320, 191, for example, will put an all white graphics character at the lower left corner of the screen.

Before you start POKEing around in memory, it's a good idea to CSAVE a backup copy of your program. If there is a not-too-well written routine in your program, it could POKE into the wrong place, bomb your BASIC interpreter and wipe out all your work.

Since there are 64 characters, or graphics blocks per line, adding 64 to the POKE address moves the image down one line on the screen, and subtracting 64 moves it up one line. Likewise, adding one to the address moves the image right, and subtracting one moves it left.

The Level II Manual (page C/6) gives the decimal values (just right for a POKE) of all the graphics characters. With a piece of graph paper and a bit of effort it's a simple matter to come up with all sorts of things to POKE into video memory. Fig. 3 shows some examples.

The PRINT@ statement (see Level II manual p. 3/3, and C. F. Gerald, May 79 *Kilobaud Microcomputing*) is valuable for graphics programmers. In his article Mr. Gerald includes a very useful table for determining where PRINT@ will place its characters (page 101, Fig. 2).

My favorite use of this statement has been: PRINT@ 960, "↓". The ↓ will not appear on the screen but is a line feed and will cause everything on the screen to move up one line. This can be used to move the galaxy past your spaceship in one statement.

Of course the line feed will move *everything* on the screen up so you will have to move the spaceship down to keep it in view.

INKEY\$ lets BASIC read the

keyboard without stopping the program and allows the user to interact with the program.

Inside-out with Graphics

Now we'll get the feel of some inside-out programming using TRS-80 graphics.

Let's say that you are sitting at the computer being pestered by a mosquito. The obvious solution is to go mosquito hunting, but, being a true computer nut, you are inspired to write a program to sharpen your swatting skills.

First, you need data to POKE into video memory so that you can create an insect. With some graph paper you discover that if 140, 157, 157 and 157 are POKEd into sequential video memory locations, a six legged critter will appear.

Once the data are generated, it is a simple matter to write a subroutine which places the bug on the screen, given some memory location at which to start POKEing.

```
999 THIS MAKES A BUG STARTING AT
VIDEO MEMORY ADDRESS X
1000 "POKE X,140:POKE X+1, 157:POKE
X+2,157:POKE X+3,157"
1010 RETURN
```

To try out the bugmaker routine we can type:

```
10 CLS
20 PRINT@ 0, "WHERE DO YOU WANT
THE BUG? 15360-16380":X
30 CLS:GOSUB 1000
40 GOTO 20
```

When we RUN this, we can put a bug anywhere on the screen. Note that the largest number to enter should be 16380, even though the video memory goes through memory location 16383. This is to avoid

15360	15423
15424	15487
15488	15551
15552	15615
15616	15679
15680	15743
15744	15807
15808	15871
15872	15935
15936	15999
16000	16063
16064	16127
16128	16191
16192	16255
16256	16319
16320	16383

Fig. 1. Decimal addresses in video memory. Be careful not to POKE outside the upper and lower boundaries.

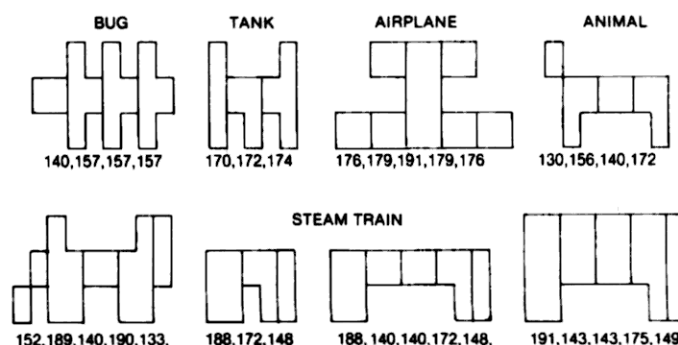


Fig. 2. Decimal data for POKEing into video memory. When generating your own images, a good rule of thumb is to make each pixel in your drawing twice as tall as it is wide.

POKEing outside the video memory—no one wants bugs in his bugmaker.

Since insects seldom show up on demand, it seems that the bug's location should be random, so we'll change line 20 to:

```
20 X = RND(1021) + 15359
```

Now X will take on a random value between 15360 and 16380. When we RUN the program the insects will appear all over the screen.

It would be nice to be able to move the critter left, right, up and down so we come up with the program in Listing 1.

Note that the routines are

documented and that the first line after each comment tests to see if the insect is too near the edge of the video memory. Also note that the location of the bug is updated by each subroutine and that 128 (no pixels lighted) is POKEd into the space vacated by the moving insect. In these routines X is a global variable and Y is local.

If at this point we change line 40 and add line 50 as follows we will get a bug that moves randomly around the screen.

```
40 ON RND(4) GOSUB 1100,1200,1300,1400
50 GOTO 40
```

Now that we have created a monster it would be nice if we

could have some control. Since it's no fun to stop the action for an operator INPUT, we will use INKEY\$. Changing line 50 and adding lines we get:

```
50 AS = INKEY$
60 IF AS = "R" GOSUB 1100
70 IF AS = "J" GOSUB 1200
80 IF AS = "H" GOSUB 1300
90 IF AS = "T" GOSUB 1400
100 GOTO 40
```

The insect still moves randomly, but now we can influence its position by pounding away at the keyboard, R for left, J for right, H for down and T for up. Of course, any key can be substituted (except BREAK!), but my hands seemed to fall on these keys naturally.

```
100 IF AS = "V" GOSUB 1500:END
110 GOTO 40
```

Now we can take aim at the bug and make an attempted kill by hitting the V key. This stops the action, so that we can see if our efforts were effective in reducing the insect population.

At this point, we have everything we need for maneuvering our victim into position for the death blow, but we do not have an engine of destruction. Though it's possible to get fancy here (laser fire seems a bit much just to kill a mosquito), let's just plop down a square in the middle of the screen with the following subroutine:

```
1499 'SWAT AT SCREEN CENTER
1500 FOR Y = 15834 TO 15841
1510 POKE Y,191:POKE Y + 64,191
```

1520 NEXT Y
1530 RETURN

Patching this subroutine into the control portion of the program is possible by changing line 100 and adding 110:

Thus far our insect has been more like a crawling bug than a flying mosquito. Eliminating line 40, changing line 110 and adding 120 as follows changes the character of the game.

```
Delete line 40
110 IF RND(100)>.95 GOTO 20
120 GOTO 50
```

Once this is entered and run, the insect ceases to move randomly, but each time through the control loop there is a five percent chance that the mosquito will fly off to some other location. Note what a small change is required to greatly alter the nature of the program.

Obviously, it is possible to add scoring to the "swat" subroutine, by testing the current value of X to see if the bug is in range and adding subroutines to display the number of hits and misses, along with cute phrases like "got me!"

The subroutines presented are not limited to working out your anti-insect fantasies. With some simple alterations it is possible to go after all sorts of villains: sharks, the boss, invaders from space . . . The possibilities are endless. ■

```
1099 'THIS MOVES THE BUG LEFT. X = LOCATION, RETURNS X = X - 1
1100 IF X - 1 < 15360 RETURN
1110 FOR Y = X TO X + 3
1120 POKE Y - 1, PEEK(Y)
1130 NEXT Y
1140 POKE Y - 1, 128: X = X - 1: RETURN
1199 'THIS MOVES IT RIGHT. X = LOCATION, RETURNS X = X + 1
1200 IF X + 1 > 16380 RETURN
1210 FOR Y = X + 4 TO X + 1 STEP - 1
1220 POKE Y, PEEK(Y - 1)
1230 NEXT Y
1240 POKE Y, 128: X = X + 1: RETURN
1299 'THIS MOVES IT DOWN. X = LOCATION, RETURNS X = X + 64
1300 IF X + 64 > 16380 RETURN
1310 FOR Y = X TO X + 3
1320 POKE Y + 64, PEEK(Y): POKE Y, 128
1330 NEXT Y
1340 X = X + 64: RETURN
1399 'NOW UP. X = LOCATION, RETURNS X = X - 64
1400 IF X - 64 < 15360 RETURN
1410 FOR Y = X TO X + 3
1420 POKE Y - 64, PEEK(Y): POKE Y, 128
1430 NEXT Y
1440 X = X - 64: RETURN
```

Program Listing 1.

SCIENTISTS-INVENTORS

Stop looking for conversion factors
A must for experimenters, engineers in:

- PHYSICS-ELECTRONICS
- CHEMISTRY-MECHANICS
- SOLAR ENERGY-OPTICS
- GENERAL SCIENCE, STUDENTS, etc.
- 110 MASS, LENGTH, TIME, ANGLE
- 230 AREA, VOLUME
- 310 VELOCITY, DISTANCE/TIME
- 400 FLOW, PRESSURE
- 520 WORK ENERGY, POWER, THERMAL UNITS
- 610 FREQUENCY, WAVELENGTH, VOLTS OHMS AMP'S WATTS, ETC.
- 730 PARABOLIC REFLECTOR, CYLINDER, PIPE, TORUS, RING, ROD, etc.

Three or more \$4.50 ea. Single \$6.00 ea.

Order by program number above

SYSTEMS-80®, P.O. BOX 277

ALBION, CA 95410 (707) 937-4006

Send SASE for full index description of programs

MOD II add on disk drive with cable \$795

MOD I Dual 77 track disk drives - with cable, power supplies, and 2 drive cabinet \$1295 pr.

MOD I Accts. receivable 2 drive 32K \$89.95

Purchase order and warrant acct pkg. Perfect for small cities - counties - schools \$200

MOD II Radio Shack Payroll® updated to do monthly deductions and tax sheltered ann. Send payroll disk & \$50 or purchase complete \$499

Complete Line of Radio Shack® Equipment at attractive prices

Sounds Etc., Inc. ✓ 474
Radio Shack Dealer
Hwy. 33 Watonga, Ok 73772
405-623-8655

For Quiz Kids and Card Sharks
MOTIVATIONAL NEW 2-PLAYER

With Hi Level
"TUMBLING CARDS"
Animated Graphics

3 QUIZ CATEGORIES...
Elementary Math ★ Spelling ★ Geography
2 GAMES IN 1... With Casino-Style card Competition

A great new family game for kids and adults. Mix mind-challenging math, memory, and word skill problems with the fun, competition, and luck of an exciting game of cards. Pyramid your skills into imaginary big-money winnings in the winner's circle. Level II, 16 K.

✓ 403
SUPERIOR SOFTWARE INC.
P.O. BOX 11676
KANSAS CITY, MO 64138

ONLY \$8.95
Postage Paid
Missouri residents add 4 1/2% (40c) sales tax. Formatted disc price, \$10.95. Missouri residents add 49c sales tax.

Write Superior for information about marketing your Software.

JOE COMPUTER* Presents Exclusive Software: IT'S FOOTBALL SEASON!

Pro and College Football from SDL:

A TRS-80 translation of Ken Perry's popular Apple programs. These programs predict point spreads with unbelievable accuracy. They are heuristic and require about 10 minutes a week to record the weekend's results into the data base from your local newspaper. You may predict any game within seconds from the data saved on cassette or disk. Pro Football contains all 28 pro teams. College football contains an unbelievable data base of 78 teams! Each program comes with the entire 1979 season data file on cassette or disk. You can display each team's record of scores or win-loss record. A record of 4-5 weeks is required before predictions are effective so you're just in time! Pro or College Football will be shipped U.P.S. blue label the same day order is received. Order C.O.D. by phone. \$1.00 blue label charge; C.O.D. fees added on.

Pro Football Cassette (32K TRS-80 Level II)	\$21.95
Disk	\$28.95
College Football Cassette (48K TRS-80 Level II)	\$21.95
Disk	\$28.95

Horse Race Handicapping!

Probability Handicapping Device 1 was written by a professional software consultant to TRW Space Systems. This is a complex program carefully human factored for easy use. It is a comprehensive horse racing system for spotting overlays in thoroughbred sprint races. Your computer will accurately predict the win probability and odds line for each horse based on your entries from the racing form. The next day overlay horses can be spotted on the track tote board. The users manual contains a complete explanation of overlay betting plus much more useful information. The appendix contains a detailed tab run of a 100 consecutive race system workout showing an amazing 50% return (\$50 returned for each \$1.00 flat wager). Includes many features such as error correction, bubble sort, line printer output, archiving, etc. The manual may be ordered separately for perusal for \$7.95 and credit. PHD-1 users manual and cassette for: 8K Apple II Applesoft, 8K Challenger (specify 1P or 4P), TRS-80 16K Level II

Apple or TRS-80 Disk	\$29.95
Brand new from SDL: Win At The Races another Ken Perry spectacular! This algorithm is based on a currently popular book representing the most ambitious multiple regression research on thoroughbred racing to date. The probable odds and win probability for each horse are displayed. Line printer output, error correction, descending sort; all the niceties!	\$34.95
Win At The Races cassette (32K TRS-80 Level II)	\$34.95
Disk (48K TRS-80 Level II)	\$39.95

THE BOOK for the Computerized Handicapper!

WINNING AT THE RACES by William Quirin Ph.D. Computer science has come to the rescue of the racing fan. This is the first major scientific study of handicapping available to the general public, detailing what the computer reveals about class, form, early speed, and more; plus special multiple regression computer systems. A Tom Ainsie — winners circle book.

Winning At The Races	\$21.95
	+ \$7.5 P & H

Order now to get on our list and receive back issues free!

Phone Orders: Mike (213) 992-0514 Systems Design Lab (213) 374-4471

Make Checks payable to: **JOE COMPUTER** ✓ 193
22713 Ventura Blvd., Suite F, Woodland Hills, CA 91364

*Get on the Computers & Gambling Products mailing list for \$3.00 & receive available back issues Calif. res. add 6% tax. †TRS-80 is a Registered Trademark of Tandy Corporation



KRELL SOFTWARE
presents for the TRS-80
PET, Apple II, and Apple II Plus

COLLEGE BOARDS

The best way to sharpen your skills for the College Board SAT Exams is to work on actual examinations. Each of these 4 programs confronts the user with a virtually limitless series of questions and answers. Each is based on past SAT exams and presents material of the same level of difficulty and in the same form as used in the verbal and mathematical portions of the College Board Examinations. Scoring on each exam is provided in accordance with the formula used by College Boards.

COLLEGE BOARD—VOCABULARY	19.95
COLLEGE BOARD—WORD RELATIONSHIPS	19.95
COLLEGE BOARD—MATH PART A	19.95
COLLEGE BOARD—MATH PART B	19.95
Complete Set	59.95

TIME TRAVELER

The best of the adventure games. Confronts player with complex decision situations and at times, the demand for real time action. Using the time machine, players must face a challenging series of environments that include: the Athens of Pericles, Imperial Rome, Nebuchadnezzar's Babylon, Ikhnoton's Egypt, Jerusalem at the time of the crucifixion, the Crusades, Machiavelli's Italy, the French Revolution, the American Revolution and the English Civil War. Deal with Hitler's Third Reich, the Vikings, etc. Involve yourself with historical military and government operations, markets, etc. in fascinating game situations. Each game is unique! \$24.95

THE SWORD OF ZEDEK

Fight to overthrow Ra, the Master of Evil. In this incredible adventure game you must confront a host of creatures, natural and supernatural. To liberate the Kingdom, alliances must be forged and treasures sought. Treachery, deceit and witchcraft must be faced in your struggle as you encounter wolves, dwarves, elves, dragons, bears, owl, orcs, giant bats, trolls, etc. Each game is unique in this spectacular and complex world of fantasy. \$24.95



*All programs require 16K • TRS-80 Programs require Level II BASIC • Apple programs require Applesoft BASIC.

Send check or money order to **Krell Software** ✓ 375

21 Millbrook Drive, Stony Brook, NY 11790 (516) 751-5139



IN CALIFORNIA, BACKORDER
OR TECHNICAL INFORMATION:
(714) 698-8088

"COMPUTERS 'R' US"

✓ 479



SAVE TIME AND MONEY AT THE TRS-80 ADD-ON SUPERMART.
A CONSUMER COMPUTERS SUBSIDIARY
UNBEATABLE MAIL ORDER DISCOUNTS

TOLL FREE ORDER LINE:
1-800-854-6654

PMC-80

COMPLETELY COMPATIBLE WITH RADIO
SHACK TRS-80 LEVEL II SOFTWARE
AND PERIPHERALS.

Features include:

Level II BASIC, 40 pin interface conn.
Video & Ch. 3 TV OUT, 16K User RAM Memory
Built in Cassette Expendable to 48K

For more information, please call or write.



THE TRS-80 'WORK-ALIKE'
16K LEVEL II ONLY \$579

DISK DRIVES

these drive are complete
with case and power supply.

TF-3 SHUGART SA-400	355
TF-5 MPI B51, 40 track	375
TF-7 MIRCROPOLIS, 77 track	589
TF-8 80 TRACK	635
TF-9 DUAL 80 TRACK	
Quad capacity	785
8 INCH DISK SYSTEM for MODEL I includes SA-801, NEWDOS 80, cable & adapter	1075

TRS-80 ADD-ONS

MIPLOT WATANABE PLOTTER	1095
PMC FASTLOAD CASSETTE Int.	165
PMC CTR-41	
MODIFIED RECORDER	85
COMM-80	165
CHATTER BOX	235
DISK-80, controls up to 4 drives	275
BUSY BOX, appliance controller	99
ELCOMP CO BUSS EXTENDER	85
LOBO EXPANSION INTERFACE	599
MICROTEK EXPANSION INTERFACE KIT	69
Assembled and tested	89
QS LIGHT PEN	18
16 RAM guaranteed 1 year	60

PRINTERS

ANADIX DP-8000	775
ANADIX DP-9500	1350
BASE 2	599
CENTRONICS 737	825
MPI 88-T	699
PAPER TIGER IDS-440 w/graphics	895
NEC SPINWRITER	2550
TREND COM 200	519
SILENTYPE w/int	515
EPSON TX-80 w/graphics	729
EPSON MX-80 132 col	620



\$599
BASE 2



VIDEO MONITORS

LEEDEX VIDEO 100	129
SANYO 9" B&W	165
SANYO 15" B&W	245
PANACOLOR 10" COLOR	329
ZENITH 13" COLOR	399

\$129
LEEDEX
VIDEO 100



WE ALSO CARRY THESE FINE PRODUCTS:



ORDERING INFORMATION: Phone Orders invited using VISA, MASTERCARD, AMERICAN EXPRESS, or bank wire transfers. VISA & MC credit card service charge of 2%. AE credit card service charge of 5%. Mail orders may send charge card number (include expiration date), cashier's check, money order or personal check (allow 10 business days to clear). Please include a telephone number with all orders. Foreign orders (excluding Military PO's) add 10% for shipping and all funds must be in US dollars. Shipping, handling and insurance in U.S. add 3%. California residents add 6% sales tax. Our low margins prohibit us to send COD or on account. All equipment subject to price change and availability. Equipment is new and complete with manufacturer warranty. We ship most orders within 2 days. Order desk hours are Monday thru Saturday 9-5 PST. Send for FREE 1981 Catalog. WE ARE A MEMBER OF THE BETTER BUSINESS BUREAU AND THE CHAMBER OF COMMERCE. RETAIL STORE PRICES MAY DIFFER FROM MAIL ORDER PRICES. PLEASE SEND ORDERS TO: CONSUMER COMPUTERS MAIL ORDER CRU Division 8314 PARKWAY DRIVE, GROSSMONT SHOPPING CENTER NORTH, LA MESA, CALIFORNIA, 92041

Call it what you like, this program will still read disk directories, number programs, and run them with one keystroke!

You Can Call It... Ray

Barry Kornfeld
190 Waverly Place
New York, NY 10014

This program only works with NEWDOS (unless you are looking for yet another way to get into DEBUG).

I've seen a number of ads for disk menu programs, all of which require typing the program names. For this they want ten bucks?! What's the point of having a computer if you have to do all the work? And at the rate I juggle programs around on my disks that would be a lot of work.

What I really wanted was a menu program that would read the directory for me. Alas, it

takes a more knowledgeable soul than I to write a program that can read a disk's directory track.

But, calling a directory and PEEKing the video screen memory locations is a roundabout way to get to the same place.

Read the Directory

DIRPICK is a BASIC program which reads the directory of the disk drive of your choice, numbers the programs, and runs any BASIC or /CMD file by entering its number.

CMD"DIR gets the directory onto the screen. As you can see in Example 1, the program titles appear at 20 character intervals across the screen. Each line is 64 characters wide.

Variable Z counts the three programs across the screen and variable Y counts lines. Since the start of the first program name is always location 15488 (3C80H), the starting location of each succeeding name (variable L) is $15488 + 64 * Y + 20 * Z$ (Line

230).

Line 260 PEEKs the screen memory and stores the characters in the A\$ array. Variable C moves the PEEK to the next memory location. Variable P numbers the programs. Line 280 tests for blanks (ASCII code 32). When a blank is encountered, DIRPICK assumes that this is the end of the program name. It then jumps to Line 300, which replaces the original program name with P)PROGNAME (see Example 2), and moves on to the start of the next program name.

Line 290 tests for a null string. A null string means no more programs, so DIRPICK jumps to the program-call section (Lines 330 to the end). Lines 350 to 370 save you the trouble of hitting the enter key, if there are nine programs or less.

If you have more than thirty programs on a disk (I know it's possible, but I've got to see it to believe it!), you will have to increase the CLEAR statement in

```

5 REM "DIRPICK" BY BARRY KORNFELD
10 CLS: PRINT "DRIVE NUMBER? (YOU DO NOT HAVE TO HIT <ENTER>)"
20 AS=INKEYS:IF AS=""GOTO20
30 PRINT:PRINT"PLEASE WAIT A MOMENT"
40 ON VAL(AS)+1 GOTO 50,70,90,110
50 CMD"DIR
60 GOTO 200
70 CMD"DIR :1
80 GOTO 200
90 CMD"DIR :2
100 GOTO 200
110 CMD"DIR :3
120 GOTO 200
130 END
140 *****
150 '
160 '
170 '
180 CMD"DIR"
190 *****
200 CLEAR500
210 DIM A$(31)
220 FOR Z=0TO2
230 L=15488+64*Y+20*Z
240 P=P+1
250 C=0
260 A$(P)=A$(P)+CHR$(PEEK(L+C))
270 C=C+1
280 IF PEEK(L+C)>32GOTO260
290 IF A$(P)=""GOTO330
300 PRINT(L-15361),STR$(P);
310 *****
320 Y=Y+1:Z=0:GOTO 220
330 PRINT:PRINT
340 PRINT"PROGRAM NUMBER? (ENTER 0 TO RESTART DIRPICK)"
350 IF P>10 GOTO 380
360 XS=INKEYS:IF XS=""GOTO 360
370 X=VAL(XS):IF X=0 GOTO10 ELSE 390
380 INPUT X:IF X=0 GOTO 10
390 IF RIGHTS(A$(X),3)="CMD"THEN CMD A$(X)ELSE RUN A$(X)

```

Program Listing. DIRPICK

```

FILE DIRECTORY -- DRIVE 1      PROGRAMS -- 11/17/37

GORP/CMD      NAMEPROG/CMD      GROPE/BAS
GNOMEARP/CMD  GORNEMAP          NAME/CMD
PROGNAME/BAS  GRAMNOPE          EMAN/BAS
PROG/BAS      MEAN/CMD

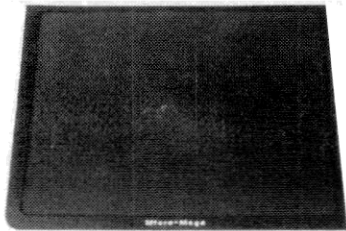
DOS READY

```

Example 1.

for the **TRS-80** from Micro-Mega

The Original GREEN-SCREEN



The eye-pleasing Green-Screen fits over the front of your TRS-80 Video Display and gives you improved contrast with reduced glare. You get bright luminous green characters and graphics like those featured by more expensive CRT units.

Don't confuse the Original Green-Screen with a piece of thin film stuck to the face of your video tube, such as that advertised by others. The Original Green-Screen is mounted in a full frame perfectly matched to the color and texture of the TRS-80 Video Display. It is attached with adhesive strips which do not mar your unit in any way.

The full frame design of the Original Green-Screen "squares off" the face of your video display and greatly improves the overall appearance of your system.

THE GREEN-SCREEN.....\$13.95
Add \$1.00 for postage and handling.

Terms: Check or money order, no CODs or credit cards, please. Add amount shown for postage and handling to price of the item. All items shipped within 48 hours by first class or priority mail. Virginia residents, add 4% sales tax.

✓ 29

Micro-Mega · P.O. Box 6265 · Arlington, Va 22206

THE SOFTWARE DIRECTORY

A Comprehensive Guide to Programs

Now, you can have access to hundreds of computer programs, quickly and easily.

The Software Directory lists available programs for major home and small business computers, including Apple...Atari...North Star...Radio Shack...PET...CP/M Systems and more.

Indexed for fast and easy reference, Directory categories include games, education, utilities, home accounting, and professional business programs. It's organized according to computer type, so you can find the programs designed for your computer, fast.

The Software Directory describes each program, and lists the minimum required system, program price, ordering information and vendor address.

The Software Directory has all the information you need for ordering any of the hundreds of software programs available. To get it, send a check or money order for \$9.95 to Software Central. We'll send you a software reference book you'll use time and again.


SC Software Central
P.O. Box 30424 Dept. M
Lincoln, NE 68503

✓ 416

HI-RESOLUTION GRAPHICS FOR TRS-80*

INTRODUCING:

E/RAM



E/RAM Graphics is a unique hardware/software package, which will integrate high-speed, high resolution graphics into any Level II TRS-80 system. E/RAM hardware is a fully plug-compatible box, which installs in minutes, and requires absolutely no modifications to the TRS-80 system. E/RAM software is a compact, relocatable set of utilities which provides the user with easily accessible graphics functions. For instance, the user pokes the end point coordinates of a line into certain locations, does a USR call, and an optimized dot-raster line is automatically drawn on the screen at very high speed (less than 10 milli-seconds for a medium length line).

E/RAM does not require the purchase of an additional monitor CRT. The high-resolution graphics video is synchronized with the TRS-80 video and appears on the screen with the normal TRS-80 display. Alphanumerics, TRS-80 graphics, and E/RAM high-resolution graphics may be displayed simultaneously or individually.

E/RAM hardware contains its own 6144 byte video memory, which provides a true 256 x 192 matrix of independent graphic elements. (E/RAM is NOT a programmable character generator type graphics system. Character generator systems have serious limitations in full screen graphics applications.)

E/RAM will operate with or without an expansion interface, and with any standard memory configuration (4k through 48k).

E/RAM is fast. "E/RAM" is an acronym for Extended Random Access Memory, a very short description of the Patent-Pending method of I/O employed by this device, which gives it memory-mapped speed without interfering with the memory space used by the TRS-80.



The installation of E/RAM will not affect normal operation of the TRS-80. High resolution ON/OFF is under program or manual control (a switch is provided). An expansion card edge connector is provided so that other peripherals may be used on the TRS-80 bus.

E/RAM software package is compact (less than 1000 bytes), fast, easy to use, and very flexible. A relocating loader is provided. The user can delete unneeded routines if more memory space is required. Lines can be drawn as fast as 13 per second using BASIC USR calls, and as fast as 200 per second using assembly language programs.

Routines usable through USR of BASIC, and of course an assembler CALL are:

INIT	- Sets up display
PLOT	- Plots a point
READ	- Reads a point from the screen
BLACK	- Sets drawing mode to black (off)
WHITE	- Sets drawing mode to on
CLEAR	- Clears the high-resolution graphics screen
LINE	- Draws a line

As an example, after the utilities package is loaded and you desire to draw a line, the following sequence of BASIC instructions could be executed:

U=USR(0)	Return the communications area
POKE U+1,X0	Provide the beginning X coordinate
POKE U+3,Y0	Provide the beginning Y coordinate
POKE U+5,X1	Provide the ending X coordinate
POKE U+7,Y1	Provide the ending Y coordinate
V=USR(4)	Draw the line (Current speed is approximately 13 vectors/second)

The complete E/RAM package is available for only \$349.95, and includes case, power supply, cables, software cassette, and complete documentation.

To order, or for further details, write or call:

VERN STREET PRODUCTS

✓ 432

114 West Taft
Sapulpa, Oklahoma 74066
Phone: (918) 224-5347

We handle a full line
of Radio Shack products

Dealer inquiries are invited.

Terms: COD Welcome, check, money order, Master Charge, or Visa

Delivery: Stock to 60 days.

E/RAM was designed, and is manufactured by KEYLINE COMPUTER PRODUCTS, INC. 13 East 6th Street, M/C 200, Tulsa, Oklahoma 74119.

*TRS-80 is a registered trademark of Radio Shack, a Tandy Corporation.

QUALITY SOFTWARE

for the

TRS-80™ MICROCOMPUTER

KEYWORD Indexing System

A series of programs that will create a data file on disc, build an index of all occurrences of "keywords" in the text of the data file and allow inquiries or searches into the file using the indexed keywords. The system features:

- flexible record lengths with location pointers
- deletion of non keywords from index by system
- "and" "or" "not" logic for inquiries
- interface for user written inquiries

KEYWORD INDEX—2 disk 32K system \$49.95
1 disk 32K system \$39.95

SORTS for HOME and BUSINESS

No computer user should be without a versatile, easy to use sort program. The Northeast Microware in memory sort programs are written in Level II BASIC and have the following features:

- Sort ALPHA or NUMERIC data
- Sort on up to 5 fields simultaneously
- In ascending or descending sequence
- Supports kb, video or tape I/O
- Supports seq. disk and printer I/O (SORT IID)
- Supports user I/O routines
- User exits (SORT IID only)

SORT II—16K Level II in memory sort \$19.95
SORT IID—32K DOS in memory sort \$29.95

FOR THE SERIOUS GAMBLER

BLACKJACK SIMULATOR. Allows you to simulate the playing of thousands of hands of BJ and analyze the results on tape in Level II BASIC. \$19.95

Manuals for all programs available for \$3.00 ea.
(price deductible on purchase of program)

"TRS-80 is a registered trademark of TANDY CORP."

Northeast MICROWARE

BOX 2133,

BOSTON, MA. 02106

✓441

PROSOFT

PO Box 839 / No. Hollywood, Ca. 91603 (213) 764-3131

Your TRS-80 and Line Printer IV or Centronics 737 can easily produce documentation with this typeset look. All you need is **PROP**. Notice how the letters (not just the words) on each line have been evenly spaced, resulting in a professional, rather than a computerized appearance.

If you have been looking for an IBM-like **EDITOR** and **WORD PROCESSING** text formatter, then you have been looking for **SUBEDIT** and **SUBSCRIPT**... both based on CMS.

All software is distributed on diskette for 32K and 48K TRS-80 Model I's. Documentation and sample programs are included. At least one disk drive is needed.

PROP \$19.95
SUBEDIT + SUBSCRIPT \$19.95

SPECIAL: Both Packages \$34.95

(Calif. residents please add 6% Sales tax)

(Prices include shipping)

THE BOOKKEEPERS

FOR INFO CALL (603)-447-2745

Full Charge Bookkeeper—48K, 3 DRIVE, w/ALPHA \$199.95

Intermediate Bookkeeper—48K, 2DRIVE & Printer \$189.95

Cheap Bookkeeper—32K, 2DRIVE & Printer \$175.00

All Above Are Daily Journal—G/L Systems

Hex Code Converter, Loan Payment Finder, &
Amortization Table, 16K, 1DRIVE & Printer—ALL 3 \$29.95

STURDIVANT & DUNN, INC.

BOX 277, 124 WASHINGTON ST., CONWAY, NH, 03818

INTERFACE EXPANSION BOARD

For the TRS 80*

MD
MICRO-DESIGN



The Interface Expansion Board gives your computer these features:

Phone Modem

2K E-PROM OPTION

MDX 1

32 K Memory

PC Board & user manual

Real-Time Clock

Parallel Port

RS-232 Port

Dual Cassette Line

Floppy Disk Controller*

On Board Supply

Silk Screen

Solder Mask

Expansion Port

Manual

64.95

Add 3.00 for shipping & handling. Texas residents add 5% sales tax.

*MDX 2 W/FDC AVAILABLE NOV. 80

FREE PAMPHLET AVAILABLE
Call or write

MICRO-DESIGN
P.O. Box 18054
Austin, Texas 78760
1-512-458-2937

✓379

VISA

*TRS 80 is a Trademark of Tandy Corp.

200ns 16K DYNAMIC RAMS \$56⁰⁰

- Memory Expansion for TRS-80* Model I or II, EXIDY, HEATH-89, APPLE or New PET
- No special tools required
- These are premium quality High Speed (up to 4MHz) RAMS
- An optional 1 year **UNCONDITIONAL** RAM Replacement Warranty is available for an additional \$14⁰⁰

✓456

To Order Send Check or Money Order to

NBCC • 5717 Wooden Hawk • Burke, Virginia 22015

TRS-80* Owners add \$3.00 for two dip shunts

*TRS-80 is a trademark of Tandy Corp.



THE MICRO CLINIC

✓214

CENTRONICS 779/RS PRINTER I LOWER CASE KIT

Don't let the newer low-priced printers with lower-case capabilities make your Centronics 779/Radio Shack Printer I obsolete. Our assembled and tested CLC-1 conversion kit will give your 779 the full upper/lower case character set at a fraction of the cost of a new printer. Illustrated instructions make installation easy - just 3 connections, no etch cuts. Compare our introductory price to other kits selling for \$125 - at \$99 our CLC-1 kit brings your 779 into the 80's and makes word processing a practical application.

CLC-1 INTRODUCTORY PRICE: \$99

Includes P/H CA add 6% tax.



VISA/MC include card number, signature, exp. date, phone number.
MC include interbank number. Introductory price good thru 1/31/81.

VISA

THE MICRO CLINIC • 17375 Brookhurst • Suite 114 • Fountain Valley, CA 92708

Line 200, and the DIM statement in Line 210. Line 390 can be adjusted (with an OR or two) to run command files with other /EXTs.

If you have the Radio Shack lowercase mod, you have probably discovered that it screws up the codes stored in the video screen memory locations. The problem is that, until a lowercase driver is loaded, the ASCII codes read 64 less than they should. So PEEKing the video memory yields control codes instead of character codes. The fix for DIRPICK is:

```
260 X = PEEK(L + C): IF X < 32 THEN
X = X + 64
265 A$(P) = A$(P) + CHR$(X)
```

This will work with correct or

screwed up codes in memory.

Most of your BASIC programs can be kludged to return you to DIRPICK. Many /CMD programs will return you to BASIC leaving DIRPICK intact. Enter RUN and you're back in business. I know it works with DIRCHECK. Just think, you could run for days without having to keyboard more than a few numbers.


One colleague asked me why I didn't call it MENU since it is a menu program. The problem is that every third disk has a program called MENU, so I called it DIRPICK. But if you like, you can call it MENU... or you can call it Ray, or you can call it Jay... ■

FILE DIRECTORY -- DRIVE 1	PROGRAMS - 11/17/37	
1) GORP/CMD	2) NAMEPROG/CMD	3) GROPE/BAS
4) GNOMEARP/CMD	5) GORNEMAP	6) NAME/CMD
7) PROGNAME/BAS	8) GRAMNOPE	9) EMAN/BAS
10) PROG/BAS	11) MEAN/CMD	

PROGRAM NUMBER? (0 = RESTART DIRPICK)
?_

Example 2.

At last...the Typewriter Interface!



Turn your electric typewriter into a low cost, high quality hard copy printer. 1 Year Warranty

Dynatyper—the patented* RDI—I/O Pak is fast becoming the industry standard for typewriter output. Why? Because:

1. It takes 2 minutes to initially install and 5 seconds to remove or replace.
2. You do not have to modify your typewriter. All factory warranties and maintenance agreements on your typewriter will be honored.
3. You can use it with all powered carriage return typewriters that have U.S. keyboard. Our Model I works with all non Selectrics and our Model II works with Selectrics. Conversion between models takes 2 minutes and the kit (26 plungers) is available for a nominal charge.
4. You don't have to lug around a bulky printer when you travel. If there is a typewriter at your destination, you can install the light (3 lbs.) I/O Pak in just 2 minutes.
5. Same interface for TRS-80, Apple and GPIB. Centronics and Pet compatible interfaces are available in third quarter 1980. Electric pencil available.
6. Delivery: Stock to two weeks. Price: \$499. for the complete system, FOB Rochester, Domestic.

Over 1000 in operation today. VISA and MasterCard accepted. Call Ken Yanicky at 716-385-4336.

*Patent Pending 488

ROCHESTER DATA

3100 Monroe Avenue, Rochester, New York 14618

Incorporated

TRS-80* — CONDENSE

The Ultimate in BASIC
Compression Utilities

** Release 1.3 Now Available **

- Write BASIC programs using single statement lines for ease of maintenance.
- Write BASIC programs with unlimited remarks and comments to improve program readability and documentation....

— AND STILL GET —

OPTIMUM USE OF MEMORY — FASTER PROGRAM EXECUTION

- Compresses programs up to 70% of original size
- Improves execution time by as much as 30%
- Creates multiple-statement program lines
- Blank compression
- Remark and comment deletion
- Renumbers GOTO, GOSUB, THEN, ELSE, and RESUME statements which reference deleted line numbers
- PLUS THESE NEW USER REQUESTED OPTIONS:
 - Retention of low numbered remark statements
 - Checkpoint / Restart Facilities
 - Phase 1 work file

Model I \$21.95
(Diskette)

Model II \$24.95
(Diskette)

INTERNATIONAL SOFTWARE ASSOCIATES

P.O. Box 14805
Omaha, Ne. 68124

✓187

Tandy Corporation®

**TRS-80
LEVEL II
\$685.**

COMPLETE
SYSTEM

Limited quantity in stock


The world's most popular microcomputer, with 16K of memory and Level II BASIC for only \$685.00 complete with full 90-day Radio Shack warranty.

We accept check, money order or phone orders with Visa or MasterCard. (Shipping costs added to charge orders).

Disk drives, printers, peripherals, software & games... you name it, we've got it (both Radio Shack & other brands). Write or call for our complete price list.

C&S

**ELECTRONICS
MART, LTD.**



✓145

AUTHORIZED
DEALERSHIP

Radio Shack

32 EAST MAIN • MILAN, MICHIGAN 48160 • (313) 439-1508

Sound advice for 80 owners.

POW—BANG ZAP—(CRASH)

John L. Brandolini N1ABE
7 Maple St.
Merrimac, MA 01860

Years ago, when the topic of computers came up, most people visualized a rack full of flashing lights accompanied by weird electronic sounds. With the present trend in electronics bringing computers into the home, that illusion has dissipated.

Though the visual display can be entertaining, to me it is something akin to playing pinball without the bells, thumps and buzzer.

Adding Sound

By applying techniques extracted from the TRS-80 assembly language manual and the *Level II Reference Manual*, the procedure outlined here adds sound through your 80's cassette I/O port to an external amplifier.

The program is limited only by the user's imagination. Through manipulation of frequency, tone duration and multiple tones, one can bring life to myriad game programs, or simply signal the end of a long program.

The procedure works as follows (Listing 1). A one-byte count, $0 < n \leq FFH$ (255 decimal)

is POKED into memory location 7FFDH (32765 decimal) for duration and 7FEEH (32766 decimal) for frequency.

Upon call to the USR routine, the C register is loaded with the contents of the memory location specified by the index register (IX + 0). This controls the duration of the outer loop.

The B register is then loaded with the count specified by the index register (IX + 1) to control inner loop 2 (frequency). A count of one is loaded in the A register and shifted out to the cassette

port (FF) for the first half of the cycle, while decrementing the B register.

When the count in the B register reaches zero, control passes to loop 3. With the B register again loaded with the frequency count, a 2 is loaded in the A register and shifted out the cassette port for the second half of the cycle.

When loop 3 falls through, the C register is decremented and the contents checked for zero. If the count is greater than zero, the program jumps to the begin-

ning of the subroutine and the process starts over. When the C register reaches zero, loop 1 falls through and a return is made back to the BASIC program that called it.

I've included the machine language routine to illustrate the

```

;SOUND EFFECTS SUBROUTINE
;BY JOHN L. BRANDOLINI
;
;START OF SUBROUTINE
;GET DELAY
;GET TONE
;CYCLE PORT 'FF' ON
;DELAY FOR TONE
;GET TONE
;CYCLE PORT 'FF' OFF
;DELAY FOR TONE
;SOUND TILL DONE
;GO BACK TO MAIN PROGRAM

7FDD DD,21,FF,7F      ORG 7FDDH
;4 DD,4E,00          LD IX,7FDDH
;7 DD,46,01          LD C,(IX+0)
;A 3E,01             LD B,(IX+1)
;C 03,FF             LD A,1
;E 10,FE             OUT (FFH),A
;F DD,46,01          TONE0 DJNZ TONE0
;13 3E,02            LD B,(IX+1)
;15 03,FF            LD A,2
;17 10,FE            OUT (FFH),A
;19 0D              DJNZ TONE1
;1A 20,00            DEC C
;1C C9              JR NZ,DELAY
;                     RET
;                     END

```

Program Listing 1. Machine Language Routine.

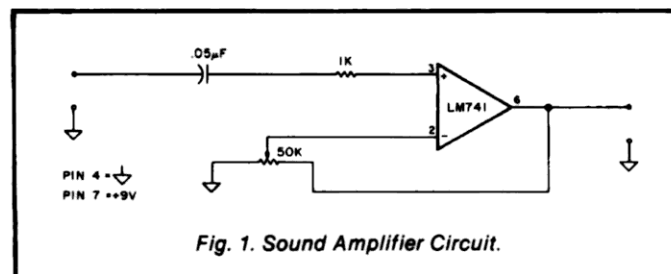
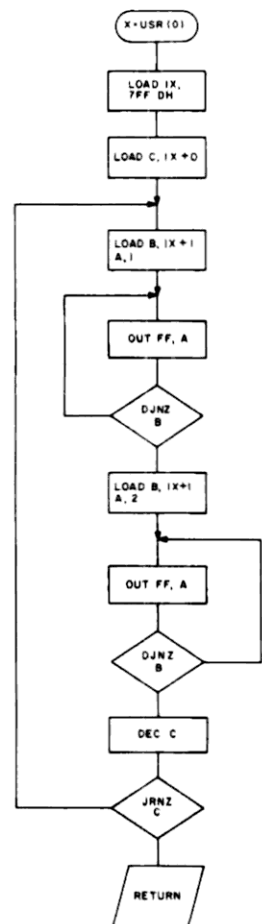


Fig. 1. Sound Amplifier Circuit.



Flow Chart

Complete LNW Expansion Interfaces

The LNW System Expansion offers one of the best alternatives to the Radio Shack interface, and now with a complete kit from COMPUTEX it's even better. We studied the I.C. market for three months and averaged the cost of procuring components for the LNW board. We found that by shopping for the best prices from over 10 vendors, the LNW board could be assembled for an average parts cost of \$253.00 not including shipping cost. COMPUTEX saves you time and money by offering a complete LNW system expansion kit for \$249.00 (less RAM and Cassette Relay). We even include all I.C. Sockets. Not only is the LNW/COMPUTEX expansion interface better electrically, we've made it the best TRS80(tm*) expansion interface by designing and building a custom cabinet for it.

*TRS80 is a trademark of Tandy Corp.

The CPT Cabinets for the LNW interfaces are made of quality birch wood, custom finished in a light walnut color then trimmed around the front by aluminum molding. Two cabinets are available.

The CPT1000 cabinet will hold the LNW Board, and power supplies for both keyboard and the LNW system expansion. Measurements 15" wide x 13 1/2" deep x 5 1/2" tall. . . . \$89.95

The CPT2000 cabinet has all of the features of the CPT1000 but will hold up to two disk drives, power supplies, and even has a cut out for a muffin fan. The CPT2000 has a removable front panel that comes with cutouts for 1 or 2 disk drives or with no cutouts. The CPT2000 measures 15 1/2" wide x 13 1/2" deep x 3 1/2" tall. . . . \$99.95

LNW System Expansion Kit	\$249.00
(Assembled)	349.00
CPT1000 Cabinet	89.95
CPT2000 Cabinet	99.95
LNW System Expansion Board	69.00
T1 (Radio Shack) Transformer for LNW	21.95
Keyboard to FI/F Cable	19.95
Muffin Fan for CPT2000	14.95
(Individual components available also)	

All products sold by COMPUTEX are 100% guaranteed for 90 days. A 1 year 100% guarantee is available on all of our hardware for an additional 10% of the items purchase price.

VISA/Master Card accepted (add 4% to total) ALL ORDERS SHIPPED WITHIN 6 DAYS OF ORDER SHIPPING -UPS insured (call for rate) Personal checks held 2 weeks prior to shipping.

C.O.D.'s accepted (may require 10% down)

Disk Drives

COMPUTEX reviewed all major disk drives available on the market prior to becoming a dealer for anyone. The drive we selected to market is the Tandon TM 100 Series. Compare their specifications and features and we think you'll agree that the Tandon TM 100 Series of Disk Drives are the best available.

Tandon is the leading designer and supplier of read/write heads for most other disk drive manufacturers. Track to Track access time of 5 milliseconds. No head load time required, most others take 35 M.S. Read / write head guaranteed for 20,000 hours. Quieter than most other disk drives.

Model	Description	Base Price	With Supply Case
TM100-1	40 Track Single Headed	\$225.00	\$299.95
TM100-2	40 Track Double Headed	325.00	399.95
TM100-3	80 Track Single Headed	375.00	449.00
TM100-4	80 Track Double Headed	475.00	549.00

All above drives will operate single or double density. For those that still insist on MPI and Shugart

Model	Description	Base Price	With Supply Case
MP1B51-40	Track Single Headed	\$275.00	349.00
MP1B52-40	Track Double Sided	375.00	449.00
Shugart SA400-35	Track Single Sided	255.00	329.00

Computex carries or can supply most any TRS80 System or peripherals. (Call for quotes)

VARIOUS OTHER SPECIALS!

Novation / Cat Modem	\$179.00
Verbatim / Scotch diskettes (Box 10)	24.95
16 K RAM Chips	8 / 54.95
Radio Shack Systems:	
Level II - 16K RAM	\$700.00
Level II - 4 K RAM	595.00
Model II - 64K System	3,500.00
OK Expansion Interface	\$259.00
16K Expansion Interface (our RAM)	339.00
32K Expansion Interface (our RAM)	419.00
Software:	
Newdos 80	\$149.00
Dosplus	99.95
Electric Pencil (model I disk)	\$150.00
Electric Pencil (model I cassette)	100.00

Centronics 737

For the first time ever, true letter quality printing for under \$800. Compare quality, features and our price. We think you'll agree that the 737 printer from COMPUTEX is unbeatable.

FEATURES

Fan fold, letterhead and roll feed paper
TRUE UNDERLINING CAPABILITIES
Subscript and superscript printing
Fast 80 CPS (proportional) and 50 CPS (monospaced)
True descending lower case
Right margin justification
Optional foreign character sets
Nx9 dot matrix or 7x8 dot matrix
Expanded print-10 CPI and 16.7 CPI
Bidirectional stepper motor
80 or 132 column printing
Best of all is the price. \$750.00



Computex

✓415

17710 Heritage Ct., Webster, Tx. 77598 (713) 332-4359

NEVER EVER REPEATS GAMES

HUNDREDS OF QUESTIONS

3 LEVELS - PERSONAL SCORE PER GAME

ENTERTAINS ANY AGE

TRS-80-16K LEVEL II

Academy Awards / Famous Movies . . . \$9.95
 Emmy Awards / Famous TV Shows . . . \$9.95
 Pro Football / Baseball Records . . . \$9.95

ALL \$19.95

✓304 **QUARP PUB'S**
 P.O. BOX 7416
 OXNARD, CA. 93031

mention **80** microcomputing when you query an advertiser

!! REDUCE PROGRAMMING !!

EFFORT BY 50% !!

DATAENTR 200

-- IN FOUR SIMPLE STEPS --

- Draw the Data Entry Form on the VIDEO SCREEN
- Specify Checking for Each Field
- Save Data Entry Control Form
- DATAENTR Subroutines in Application. COMPLETELY Control Data Entry.

Options:

- Length Check
- Num. Type Check
- Alpha Type Check
- No Field Checking
- Y/N Check

Standard Auto. Operator Error Prompts
 Simplified Operator Training
 Reduced Program Dev. Time
 Eliminate Garbage In/Out Problems

DISTRIBUTED ON DISKETTE --- INCLUDES:

- Screen Prep. Utility
- DATAENTR Subroutines
- Example Program
- Complete Documentation

\$80.00

ISAM 100

- Get & Put Records to Disk File by "KEY"
- Read File in Key Sequence Without Sorting
- Delete Records Without Recopying File
- Add to Disk Files in Any Sequence
- Variable Key Length From 1 to 50 Characters

BUSINESS APPLICATION ADVANTAGES

- Imp. Disk Utilization
- Easier Prog. Development
- Improved Oper. Characteristics
- Reduce or Eliminate Sorting
- Improved Performance

DISTRIBUTED ON DISKETTE --- INCLUDES:

- ISAM Subroutines
- ISAM Utilities
- Documentation
- Mail list Sample Application

\$90.00

TRS-80® MODEL I & II SOFTWARE FROM:

Johnson Associates
 P.O. Box 1402M
 Redding, CA 96001

-or-
 24 Hour Order Line
 For Bank Card Sales
 (916) 221-0740

✓85

WRITE FOR FREE CATALOG

TRS-80® Registered Trademark of the TANDY CORP.



Qume Printers for the TRS-80 ? **YES !**

Our model CS-2 interface plugs into the Qume printer I/O and offers a centronics connector for DIRECT CONNECTION from your TRS-80 parallel interface.

Q. Which Qume?

A. Any sprint 3 series printer 35, 45, or 55 CPS.

Q. Software compatibility?

A. The code set is compatible with:

Diablo 1610/1620

Sprint 5 subset

Scriptit works with no modification.

Price: \$395.00 shipped from stock

[Complete printer systems available.

Example: Sprint 3/45cps with TRS-80 interface \$2645.00.]

ALSO AVAILABLE

Sprint 5 Printers RO & KSR

Sprint 3 Twintrack

DataTrack 8 Floppy Disk Drives

DataTrack 5 Floppy Disk Drives

Forms Tractors

Cut Sheet Feeders

Interfaces for Qume to Apple, Pet, HP-85

Systems 10 Computer systems

Supplies

Complete service depot

Dealer quantity discounts available.

DATA WHOLESALE CORPORATION

✓ 436

700 Whitney St. San Leandro, CA 94577 (415) 638-1206

IF YOUR CUSTOMER MAILING LIST HAS YOU NAILED...

behind a desk for hours

at a time because of

constant updates and

changes, dial (617) 373-1599

and we'll explain our Customer

Control Mail List System that has 670 customers per diskette; will store name and address information, reference code, plus variable selection codes for each customer; will display customer information of a video screen, print reports and mailing labels; will sort 670 names in less than 30 seconds; select, sort, and print 670 mailing labels in just over 30 minutes; has Partial Key Lookup and instantaneous display; has select/sort options by record sequence, last name, city, state, zip code or reference code; **and has a low price of only \$99.00!**



S&M SYSTEMS, INC.

P.O. Box 1225 • 2 Washington Street
Haverhill, Massachusetts 01830

MORE FROM MANHATTAN

APPLICATIONS

CALCULATOR PLUS makes your TRS-80 a printing calculator, or an excellent on-screen calculator without a printer. Chain and mixed calculations, memories for answer storage or calculations with constants. On-screen or printed review of long add-and-subtract operations. Optional dollar format. MPC-1 \$9.95

CHECKBOOK PLUS solves the problem of monthly bank statement reconciliation, without cumbersome tape record-keeping. Just do your checkbook once a month and let Checkbook Plus handle all the details and find the errors. MCB-1 \$9.95

CALCULATOR & CHECKBOOK PLUS on one cassette. MC-2 \$14.95

THE LISTMAKER Powerful, versatile program allows entry of 400 names or items, with codes, in 16K. Lists by code on-screen or to printer. Sorts, provides editing of entry or code, dumping, loading lists. Pull any category from list in seconds.

MLM-1 \$9.95

DIVERSIONS

GIN RUMMY 2.0 plays a strong game, good enough to challenge an expert player. Plays a full regulation game, keeps score to game and changes strategy to counter opponent's play. A program you'll enjoy playing against and trying to beat.

MGR-1 \$14.95

LABYRINTH RUN A fast action game, racing through sharp turns, slaloms and narrowing passages. Set a record time—or hit a wall and you're out. Each labyrinth has Sprint and Full courses, with three levels of skill. A fascinating test of coordination and skill. High speed graphics.

MLR-1 \$9.95

E.S.P. LAB Based on the famous Duke University experiments. The computer selects symbols at random to display on the screen for E.S.P. trials. Analyzes trial results for direct telepathy, precognition, postcognition. Special tests for precognition and telekinesis. Machine-language graphics.

MTL-1 \$9.95

MANHATTAN SOFTWARE, Inc. ✓ 90

P.O. Box 5200 Grand Central Station
New York City, New York 10017

Z-80 commands used to produce the sounds. To implement the program one uses the technique illustrated in the *Level II Reference Manual* for storing a USR routine in a string (Program Listing 2). This needs to be done only once during the program. By POKEing a count into memory locations 32765 and 32766 (0<N<255) and calling the USR routine, one can generate tones

through the cassette I/O.

The program in Listing 2 contains a demo routine in the first few lines. To use the sound routine in your program, delete up to 31999 and follow the aforementioned steps to call the routine.

If you do not have a suitable amplifier to use with the TRS-80, you could use the circuit depicted in Fig. 1.■

```

5 CLS:RANDOM:GOTO32000
15 F=RND(75)+35:D=RND(200):'PICK FREQ. & DELAY COUNTS
17 PRINTCHR$(F);CHR$(D);
40 POKE32765,D:POKE32766,F:'STORE DELAY AND FREQ. IN ME
   MORY LOC 7FFD & 7FFE
50 X=USR(0):'CALL SUBROUTINE TO CREATE TONE
75 GOTO15
31999 END
32000 DATA221,33,253,127,221,78,00,221,70,01,62,01,211,
      255,16,254,221,70,01,62,02,211,255,16,254,13,32,23
      5,201:'MACHINE LANGUAGE ROUTINE FOR CREATION OF TON
      E
32010 CLEAR10:P$="":FORI=1TO29:READJ:P$=P$+CHR$(J):NEX
      T:'ROUTINE TO PUT MACHINE LANGUAGE INTO MEMORY
32020 POKE16526,PEEK(VARPTR(P$)+1):'LOAD IN LOW BYTE OF
      START ADDRESS OF USR ROUTINE
32030 POKE16527,PEEK(VARPTR(P$)+2):'LOAD IN HIGH BYTE S
      TART ADDRESS OF USR ROUTINE
32040 GOTO15:'RETURN TO MAIN PROGRAM AFTER LOADING IN S
      OUND SUBROUTINE
32999 END

```

Program Listing 2. BASIC Call Program.



TRS-80 COMPATIBLE DISK DRIVES AT GREAT DISCOUNTS!!



- These MPI drives are completely compatible with Radio Shack's and may be mixed and matched! (i.e. you may use Radio Shack drives and MPI's together with no problems! They are totally compatible with TRSDOS, NEWDOS, or any other TRS-80 software!)
- These MPI's have doors that close and keep dust out!
- These MPI's have auto diskette eject!
- These drives are one of the fastest on the market: 5 milliseconds versus Radio Shack's 40 milliseconds!
- These drives come complete with power supply and case and are ready to use immediately. They are compatible with Radio Shack's disk cable or you may purchase our cable.
- Dual drive is same as two drives but uses only one diskette! Save money on expensive diskettes! It may be used as drive 0 and 1, 1 and 2 or 2 and 3! This is a fantastic buy!
- **SAVE \$116 (Single drive) or \$451 (Dual drive)**
Over Radio Shack's single drive prices!

WE SHIP FAST! ORDER YOUR DRIVE TODAY!!!

Order #		
8000	MPI Single Drive	330.00
8001	MPI Dual Drive	469.00
8002	4 Drive Cable	39.95
8003	2 Drive Cable	24.95
8005	TRSDOS Manual and TRSDOS 2, 3	19.95
8006	NEWDOS+ (includes editor assembler that works with tape or disk, disassembler, superzap, basic variable reference, renumber, disk commands from basic, screen to printer command, and much more)	99.95
8016	NEWDOS 80 and NEWDOS+ ("NEW" NEWDOS+ and more)	149.95
8007	TRS 80 Disk and other mysteries by H.C. Pennington - gives explicit descriptions of TRSDOS, NEWDOS, SUPERZAP, DEBUG etc.	22.00
8008	Ten pack diskettes	29.95
8009	Single diskettes	2.99
8010	Disk holders (hold ten each)	2.99

Free shipping

No tax on out of state orders!!

We accept Visa - Master Charge - Money Orders - Checks (C.O.D. \$3.00 extra) ✓ 19
Send orders to: Simutek, P.O. Box 13687-Z, Tucson, AZ 85732

Name _____

Address _____

City _____

State _____

Zip _____

Phone orders welcome 24 hours! (800) 528-1149 Foreign orders add \$20 postage and handling per drive. TRS-80 is a TM of Radio Shack. A Tandy Corp. Arizona residents add 4% sales tax

MULLEN Computer Products

M-80 CONTROL BOX


TRS-80[®]
accessory

The M-80 OCTOPORT is a simple to use interface for the TRS-80 COMPUTER. You can control 8 external devices and sense 8 external conditions. Each output uses a reed relay and each input an opto-isolator to electrically isolate your TRS-80.

One or more controllers can be connected to either the interface connector or the screen printer connector.

Each OCTOPORT is shipped completely assembled, tested and INCLUDES the interconnector cable, a UL approved power pack, and a 1 year warranty.

M-80
OCTOPORT
\$159.



ASSEMBLED BURNED-IN & TESTED

Use your TRS-80, and our M-80 control box to program control energy savings devices at home or in your business. Send for our free application notes today.

✓ 285

MULLEN COMPUTER PRODUCTS, BOX 6214, HAYWARD, CA 94544
OR PHONE (415) 783-2866. VISA/MASTERCARD ACCEPTED.
INCLUDE \$1.50 FOR SHIPPING & HANDLING. CALIFORNIA RESIDENTS ADD TAX.


ZIP UP TO 7 SPEEDS!

NOW YOU CAN RUN YOUR TRS-80 RELIABLY 100% TO 125% FASTER (4 MHZ)! Our NEW speedup board enables programs to run 50% slower than normal, normal, and 50%, 70%, 90%, 100%, or 125% faster. A 50% minimum increase is guaranteed (90% to 100% typical); however, DETAILED INSTRUCTIONS SHOW CHANGES REQUIRED TO THE TRS-80 THAT WILL INSURE RELIABLE OPERATION AT THE 100% OR 125% INCREASE! Software speed control with switch override option allows speed changes AT ANY TIME without program interruption. Our board also compensates for slow memory! Automatic slow down possible during cassette or disk operation (not required for TRSDOS, NEWDOS, and VTOS 4.0!). Power LED changes color (red - yellow - green) to indicate normal, slow, and high speed operation.

ASSEMBLED AND TESTED \$37.50

VIDEO I. Provides black characters and graphics on an all white screen for a much crisper and easier to read presentation - gives none of the glare associated with plastic screen add-ons. Includes a unit to improve monitor performance. SOFTWARE CONTROLLABLE

ASSEMBLED \$23.95



OKIDATA Microline 80 printer.
\$559 (list \$800)

Calif. residents add 6% tax. Foreign orders add 10%. Printers shipped freight collect.

ARCHBOLD ELECTRONICS

10708 Segovia Way

Rancho Cordova, CA 95670

(916) 635-5408

Dealer inquiries invited



Finally! A long overdue outline for Scribes's six hour instruction tapes.

The Table of Contents

Dennis Thurlow
Instant Software, Inc.
Peterborough, NH 03458

Scribes's word processing system from Radio Shack includes everything except a table of contents for its instructional tapes. Therein lies the biggest fault of the Scribes package—a six-hour long affair—that makes review and brushup difficult.

We have, therefore, compiled a table of contents. The numbers are the tape counter numbers, including leader.

The Scribes system supports the following modes: upper and lowercase; left and right justification; disk I/O; block moves; global commands and headers and footers on each page. The whole thing is similar to Compugraphic's software package right down to the tapes that come with it.

Here is a table:

Lesson One

000: Introduction
021: What is a Word Processor?
095: General Instructions
190: How to Boot Up the System
216: Making a Backup
345: Loading Programs With and Without Lowercase
371: Running the Program
389: Moving the Cursor Left and Right/Using Overtyping
426: Enter Key
457: Control Key/Deleting Individual Characters
512: Moving the Cursor Up/More Delete Keys
576: Review/More Cursor Moves
646: A Few Words About the Buffer
660: Preparing the Printer
676: Printing the Text
691: Why the Cursor Moves After Printing
716: Power Down Procedure

Lesson Two

082: Break Key/Special Commands
104: Finding the Line Width
137: Finding the Number of Characters Typed
186: Why Scribes Says 60 Characters Typed Before You Start Typing

206: More Special Commands
224: Setting the Width
262: Setting Indentation
276: Tabs
316: Typing Practice
327: The Wrap Around Feature
368: Inserts
501: Review
551: Justification and Its Implications
561: Why Printout and Screen are Different
575: Printing Standards, Lines, Margins, etc.
598: Changing Printout Format
611: Beginning of the Line Marker
642: More Upper/Lowercase Considerations
648: More on Margins
664: Line Spacing
671: The Clear Key
697: More on Tabs

Lesson Three

000: Storing on Disk/Exchanging Blocks/Header Blocks
070: Review
105: More on Exchange Blocks
219: Paragraph Formatting Block
247: Centering, Justifying, and Other Formats

281: Priority of Commands
439: Review
454: More on Priority
464: More Uses For the Clear Key
537: Saving Text
585: More on Header Blocks
610: Comment Lines
631: Other Kinds of Blocks

Lesson Four

000: Review
105: More General Data on Blocks
165: Making a Header Block
308: Listing a Whole Document Including Invisible Lines
346: More on Saving Text
396: Footers and Page Number Blocks
502: Review of Footer Blocks
521: Deleting Trailing Spaces
535: Testing for Errors
562: Hyphenating Words
651: The Hot Zone
675: Changing Hyphenated Text/Removing Hyphens

Lesson Five

000: Introduction
050: Title Pages
084: Vertical Centering

118: Ending Format Statements
165: Cancel Centering
176: Using Tabs
267: Adding Tabs
291: Clearing Tabs
320: Loading Extra Text and Chaining
381: Exchanging Paragraphs or Blocks
454: Deleting Blocks and/or Block Markers
536: Delete From Cursor
563: Changing Headers, Footers, and Page Numbering
594: More Practice with Formats
658: Proof Reading and Error Messages

Lesson Six

000: Introduction
068: Window Command Mode
170: Repeat and Global Replace
321: Things That Can Go Wrong With Replace
346: Global Delete
406: Global Finds
475: Copy Markers, Print Suppress, Window Suppress
517: Other Ways to Save a Document
548: Four Load Instructions
565: Some More Print Instructions
587: DOS Instructions
620: Reminders on Errors

80

microcomputingTM

bookshelf

3 new books from the editors of KB & 80 Microcomputing

40

COMPUTER GAMES

from
kilobaud microcomputing

Includes: Gambling, Racing, Space, Board Games, Card Games, Gambling Games, Puzzles, Calculators, Odds & Ends

Some of the Best from

edited by
Emily A. Gibbs
& Jim Poiry

from
kilobaud microcomputing

● **40 COMPUTER GAMES**—BK7381—Forty games in all in nine different categories. Games for large and small systems, and even a section on calculator games. Many versions of BASIC used and a wide variety of systems represented. A must for the serious computer gamesman. \$7.95*

● **SOME OF THE BEST FROM KILOBAUD/MICROCOMPUTING**—BK7311—A collection of the best articles that have recently appeared in Kilobaud/MICROCOMPUTING. Included is material on the TRS-80 and PET systems, CP/M, the 8080/8085/Z80 chips, the ASR-33 terminal. Data base management, word processing, text editors and file structures are covered too. Programming techniques and hardware construction projects for modems, high speed cassette interfaces and TVTs are also included in this large format, 200 plus page edition. \$10.95.*

● **UNDERSTANDING AND PROGRAMMING MICROCOMPUTERS** —BK7382—A valuable addition to your computing library. This two part text includes the best articles that have appeared in 73 and Kilobaud Microcomputing magazines on the hardware and software aspects of the new microcomputing hobby. Well known authors and well structured text helps the reader get involved in America's fastest growing hobby. \$10.95*

OTHER BOOKS

● **INSIDE LEVEL II**—BK1183—For machine language programmers! This is a comprehensive reference guide to the Level II ROMs, allowing easy utilization of the sophisticated routines they contain. It concisely explains set-ups, calling sequences, variable passage and I/O routines. Part II presents an entirely new composite program structure which unloads under the SYSTEM command and executes in both BASIC and machine code with the speed and efficiency of a compiler. Special consideration is given to disk systems. \$15.95.*

● **TRS-80 DISK AND OTHER MYSTERIES**—BK1181—by Harvard C. Pennington. This is the definitive work on the TRS-80 disk system. It is full of detailed "How to" information with examples, samples and in-depth explanations suitable for beginners and professionals alike. The recovery of one lost file is worth the price alone. \$22.50.*

● **PROGRAMMING THE Z-80**—BK1122—by Rodnay Zaks. Here is assembly language programming for the Z-80 presented as a progressive, step-by-step course. This book is both an educational text and a self-contained reference book, useful to both the beginning and the experienced programmer who wish to learn about the Z-80. Exercises to test the reader are included. \$14.95.*

NEW!



● **LEARNING LEVEL II**—BK1175—by David Lien. Written for the TRS-80, this book on Level II BASIC explores every important BASIC capability. Updates are included for students of the Level I User's Manual; sections on using the Editor, dual cassette operation, printers, peripheral devices, and conversion of Level I to Level II. \$15.95.*

● **THE BASIC HANDBOOK**—BK1174—by David Lien. A virtual ENCYCLOPEDIA of BASIC, not favoring one computer over another, explaining over 250 BASIC words. If a computer doesn't have the capabilities of a needed word, other words or combinations can accomplish the same function. The HANDBOOK helps you get the most from your computer, be it "bottom of the line" micro, or oversized monster. \$14.95.*

● **TOOLS & TECHNIQUES FOR ELECTRONICS**—KB7348—An easy-to-understand book for the beginning kit builder as well as the experienced hobbyist. It has numerous pictures and descriptions for safe, correct ways to use basic and specialized tools for electronics projects, specialized metal working tools, and chemical aids used in repair shops. \$4.95*

*Use the order card in the back of this magazine or itemize your order on a separate piece of paper and mail to 80 Microcomputing Bookshelf • Peterborough NH 03458. Be sure to include check or detailed credit card information. No C.O.D. orders accepted. All above add \$1.00 handling. Please allow 4-6 weeks for delivery. Questions regarding your order? Please write Customer Service at the above address.

FOR TOLL FREE ORDERING CALL 1-800-258-5473

GAMES



NEW!

● **MORE BASIC COMPUTER GAMES**—BK1182—edited by David H. Ahl. More fun in BASIC! 84 new games from the people who brought you *BASIC Computer Games*. Includes such favorites as Minotaur (battle the mythical beast) and Eliza (unload your troubles on the doctor at bargain rates). Complete with game description, listing and sample run. \$7.50.*

● **WHAT TO DO AFTER YOU HIT RETURN**—BK1071—PCC's first book of computer games... 48 different computer games you can play in BASIC... programs, descriptions, many illustrations. Lunar Landing, Hammurabi, King, Civel 2, Qubic 5, Taxman, Star Trek, Crash, Market, etc. \$10.95.*

● **BASIC COMPUTER GAMES**—BK1074—Okay, so once you get your computer and are running in BASIC, then what? Then you need some programs in BASIC, that's what. This book has 101 games for you from very simple to real buggers. You get the games, a description of the games, the listing to put in your computer and a sample run to show you how they work. Fun. Any one game will be worth more than the price of the book for the fun you and your family will have with it. \$7.50.*

MONEY-MAKING

● **HOW TO MAKE MONEY WITH COMPUTERS**—BK1003—In 10 information-packed chapters, Jerry Felsen describes more than 30 computer-related, money-making, high profit, low capital investment opportunities. \$15.00.*

● **HOW TO SELL ANYTHING TO ANYBODY**—BK7306—According to *The Guinness Book of World Records*, the author, Joe Girard, is "the world's greatest salesman." This book reveals how he made a fortune—and how you can, too. \$2.25.*

● **FREELANCE SOFTWARE PUBLISHING**—BK1179—by B. J. Korites. "This book is about money and how to make it by writing and selling computer programs," (author's foreword). If you have the skills to write a saleable program, you now need to acquire the skills to sell that program. This compact book comprehensively covers the entire publishing process and many aspects of software salesmanship. \$14.95.*

● **THE INCREDIBLE SECRET MONEY MACHINE**—BK1178—by Don Lancaster. A different kind of "cookbook" from Don Lancaster. Want to slash taxes? Get free vacations? Win at investments? Make money from something that you like to do? You'll find this book essential to give you the key insider details of what is really involved in starting up your own money machine. \$5.95.*



BUSINESS



● **PAYROLL WITH COST ACCOUNTING—IN BASIC**—BK1001—by L. Poole & M. Borchers, includes program listings with remarks, descriptions, discussions of the principle behind each program, file layouts, and a complete user's manual with step-by-step instructions, flowcharts, and simple reports and CRT displays. Payroll and cost accounting features include separate payrolls for up to 10 companies, time-tested interactive data entry, easy correction of data entry errors, job costing (labor of distribution), check printing with full deduction and pay detail, and 16 different printed reports, including W-2 and 941 (in **CBASIC**). \$20.00.*

● **SOME COMMON BASIC PROGRAMS**—BK1053—published by Adam Osborne & Associates, Inc. Perfect for non-technical computerists requiring ready-to-use programs. Business programs, plus miscellaneous programs. Invaluable for the user who is not an experienced programmer. All will operate in the stand-alone mode. \$12.50 paperback.*


● **PIMS: PERSONAL INFORMATION MANAGEMENT SYSTEM**—BK1009—Learn how to unleash the power of a personal computer for your own benefit in this ready-to-use data-base management program. \$11.95.*

*Use the order card in the back of this magazine or itemize your order on a separate piece of paper and mail to 80 Microcomputing Bookshelf • Peterborough NH 03458. Be sure to include check or detailed credit card information. No C.O.D. orders accepted. All above add \$1.00 handling. Please allow 4-6 weeks for delivery. Questions regarding your order? Please write Customer Service at the above address.


FOR TOLL FREE ORDERING CALL 1-800-258-5473

TRS-80 SERIAL I/O

- Can input into basic
- Can use LIST and LPRINT to output, or output continuously
- RS-232 compatible
- Can be used with or without the expansion bus
- On board switch selectable baud rates of 110, 150, 300, 600, 1200, 2400, parity or no parity odd or even, 5 to 8 data bits, and 1 or 2 stop bits. D.T.R. line
- Requires +5, -12 VDC
- Board only \$19.95 Part No. 8010, with parts \$59.95 Part No. 8010A, assembled \$79.95 Part No. 8010 C. No connectors provided, see below.



EIA/RS-232 connector Part No. DB25P \$6.00, with 9' 8 conductor cable \$10.95 Part No. DB25PS




3' ribbon cable with attached connectors to fit TRS-80 and our serial board \$19.95 Part No. 3CAB4Q

COMPUCRUISE



\$129.95; with cruise control \$169.95

PAPER TIGER



Prints address labels, multicopy invoices and legal-size reports. Adjust the tractor width from 1-3/4 to 9-1/2 inches. 8 switch-selectable forms lengths. Print 6 or 8 lines per inch. Add the software-selectable full dot plotting graphics option to print illustrations, block letters, charts, graphs. Part No. 162172 \$899.95 • with graphics option Part No. 162173 \$1099.95

GAME PADDLES & SOUND



Includes: 2 game paddles, interface, software, speaker, power supply, full documentation including: schematics, theory of operation, and user guide; plus 2 games on cassette (Pong and Starship War). \$79.95 Complete Part No. 7922C

DIGICOM DATA PRODUCTS INC. Series 312 Acoustic Coupler



300 BAUD Originate, Part No. AC3122, \$219.95. 300 BAUD Answer, Part No. AC3122, \$219.95. 300 BAUD Answer/Originate, Part No. AC3123, \$229.95.

IBEX LIGHT PEN



Comes with Backgammon and Tic-Tac-Toe on tape with full documentation and program listing. Requires 9v. battery. Part No. IBEX \$19.95

SYSTEM EXPANSION from LNW Research

- Serial RS232C/20 mA I/O
- Floppy controller
- 32K bytes memory
- Parallel printer port
- Dual cassette port
- Real-time clock
- Screen printer bus
- Onboard power supply
- Software compatible
- Solder mask, silk screen. PC board and user manual, Part No. LNW80, \$69.95.

DISKETTES



Box of 10, 5" \$29.95, 8" \$39.95. Plastic box, holds 10 diskettes, 5" - \$4.50, 8" - \$6.50.

16K RAMS

For the Apple, TRS-80 or Pet \$8 each Part No. 4116/2117.

LEEDEX MONITOR



12" Black and White • 12 MHz Bandwidth • Handsome Plastic Case • \$139.00

S-100 INTERFACE



AN S-100 bus Adapter—Motherboard for the TRS-80. Kit, Part No. HUH81DLXK, \$295.95. Assembled, Part No. HUH81DLXA, \$375.95.

NOW! A FULL SUPPORT SYSTEM FOR TRS-80



- 32K of RAM
- EPROM firmware
- Disk control
- Data acquisition
- Parallel I/O
- Serial I/O
- Plug into GPA's Motherboard. GPA's quality design includes: 6-44 pin edge connectors • +5V, -5V, +12V, -12V external power supply required
- Active termination. The Motherboard, Part No. GPA80, is only \$149.95.

TAKE ADVANTAGE OF GPA-EXPANSION CARDS FOR THE GPA80

Memory cards: Now with Fortran compilers available for your TRS-80, additional expansion memory is a must! Card with sockets only, Part No. GPA801, \$119.95. Card with 16K of 4116 Dynamic Ram, Part No. GPA802, \$224.95. Card with 32K of 4116 Dynamic Ram, Part No. GPA803, \$329.95. All cards come equipped with sockets to accommodate 32K of Ram.

EPROM firmware card. Put those valuable subroutines in firmware. Don't waste time loading and unloading tapes and disks. For 2708 or 2716 EPROMS, Part No. GPA806, \$79.95.


Serial I/O card. Here's what you've been asking for, a full serial terminal interface, with RS-232C or 20 mA. Current loop, input/output capabilities. Part No. GPA807, \$79.95.

Parallel I/O Card. Control functions in the outside world, monitor and store real time events. Two parallel output ports. Dip switches select ports (0-254). Part No. GPA808, \$79.95.

FLOPPY DISK STORAGE BINDERS



Three ring binder comes with ten transparent plastic sleeves which accommodate either twenty, five-inch or ten, eight-inch floppy disks. Binder & 10 holders, Part No. 810B—\$9.95 • Extra holders, Part No. 810—69¢ each.



Three-ring binder with ten 5 1/4 inch jackets Part No. 510B—\$9.95 • Jackets only, fits standard 3-ring binders, Part No. 510—69¢ each.

DIGITAL CASSETTE



5 min. each side. Box of 10 \$9.95. Part No. C-5.

TRENDCOM PRINTER




TRENDCOM 200, Part No. TRCO200 \$495.95. **Interface** for TRS-80, Part No. T80A \$49.95, For Apple II, Part No. TRCALL, \$75.95. For PET, NO. TRCP2, \$79.95. For Scocerer, TRCSR1 \$45.95.

SARGON: A Computer Chess Program

Features the complete program that won the 1978 West Coast Computer Faire Tournament. Part No. 00603 — TRS-80 Level II; Part No. 00604 — Apple II (24K). \$19.95

SPINWRITER MODELS 5510 and 5520



Features—EIA RS-232C/CCITT V24 Interface Standard • 55 Characters Per Second Maximum Print Rate • Impeccable Print Quality (OCR Quality) • Microprocessor Electronics • High Resolution Plotting/Graphing • Lowest Operating Noise Level • Self-Test, Printing • Operator Engineered Control Panel • Prints Original and up to Seven Copies • NEC Information Systems new Model 5510 Receive Only and Model 5520 Keyboard Send/Receive SPINWRITER terminals are microprocessor controlled serial, impact terminals designed for remote printing applications where impeccable print quality is required. Model 5510 RO, Part No. NECA30759 \$2795.95 • Model 5520 KSR, Part No. NECA30762 \$3095.95

Send for FREE Catalog...a big self addressed envelope with 80¢ postage gets it fastest!

To Order:

Mention part no., description, and price. In USA shipping paid by us for orders accompanied by check or money order. We accept C.O.D. orders (U.S. only) or a VISA or Master Charge no., expiration date, signature and phone no., shipping charges will be added. CA residents add 6.5% for tax. Outside USA add 15% for air mail postage and handling. Payment must be in U.S. dollars. Dealer inquiries invited. Prices subject to change without notice.



✓ 26

Order Line: (408) 448-0800

ELECTRONIC SYSTEMS Dept. 80, P.O. Box 21638, San Jose, CA USA 95151

I GOT my FREE HOBBYWORLD CATALOG..

filled with hundreds
of competitively priced
state-of-the-art
electronics
products!

GET YOUR FREE CATALOG!
Circle Readers' Service#
or phone us...

Toll Free: USA (800) 423-5387

Toll Free: Calif (800) 382-3651

Local & Outside USA: (213) 886-9200

or fill out the information
below and send to:

HOBBYWORLD ELECTRONICS, INC.
19511 BUSINESS CTR. DR. dept V11
NORTHridge, CALIF. 91324

HOBBYWORLD brings to you the largest selection of electronics parts and equipment. Our vast inventory includes: computer systems & peripherals, computerized toys & games, application boards, disk & diskettes, integrated circuits, an extensive library of comprehensive software and books... almost anything you may need, HOBBYWORLD has it! From friendly customer relations to the care in handling and shipping your orders, HobbyWorld is dedicated to serving you!

HOBBYWORLD CATALOG

Name _____

Company _____

Address _____

City _____

State _____ Zip _____

... We have them All!

All the Disks and Printers that interface to the TRS-80®

CENTRONICS PRINTERS



NEW 737
Text Quality
Parallel
List \$995 **ONLY \$849**

NEW 730 w/friction and tractor . . . ONLY \$679†
779 (TRS-80 Line Prtr. I), List \$1245 **949***
779 w/tractor, List \$1350 **1049***
702 120 cps, bi-directional, tractor, VFU **1995**
703 180 cps, bi-directional, tractor, VFU **2395**
 *same as Line Printer I †same as Line Prtr. II
 (Shipping for 730 and 737 \$7.50. Other models shipped freight collect)

NEC SPINWRITER™



A fantastic 55 cps letter-quality printer
 A fantastic value . . . **Call for Price!**

TI-810 w/serial/parallel interf. (outperforms Line Printer III).
 List \$1940 (shipped freight col.) **\$1735**

CP/M® OPERATING SYSTEM

for Mod I CP/M 1.4, List \$145 **\$129**
 for Mod II CP/M 2.2, List \$170 **\$149**
 Shipping \$2.50

Complete line of CP/M software available at discount prices — Call us!

TPM — a disk operating system which runs CP/M compatible programs, written specifically for Z80 based systems — more efficient and less expensive than CP/M*
 List \$79.95 — specify Mod I or Mod II

OUR PRICE \$59.95


RADIO SHACK® TRS-80®

with standard
 Radio Shack warranty
 through Radio Shack stores.



10% off on Mod I and Mod II


Mod I, 4K, List \$499 OUR PRICE \$449
Mod I Level 2, 16K, List \$849 764
Mod II w/64K, List \$3899 3499
Expansion-Interface with 0 RAM \$289



Paper Tiger, List \$995 . . . **\$895**
 w/graphics option, incl. buffer, \$1194 . . **\$989**
 TRS-80 cable **\$ 45**
 (Add \$7.50 for shipping and insurance.)

OKIDATA PRINTER MICROLINE 80

9x7 dot matrix, 6 or 8 lines per inch, prints 132 columns using compressed print. Prints block formatted graphics as displayed by TRS-80, u/lc, friction feed (prints from roll) or will feed standard 9 1/2" pin-feed fanfold paper. Uses Centronics style parallel interface; plug compatible with all TRS-80's. List \$949.



OUR PRICE ONLY \$649

Adjustable Tractor Feed Option \$99

Printers for TRS-80 require Level II machines. Printer cables extra. Call for price and order number.

Disk Drive for the TRS-80®

Save over \$100 on Radio Shack Price

Percom, Lobo, Vista

Full compatible with expansion interface and TRSDOS software.

OUR PRICE \$369

NEW Digital Innovations Drive — complete w/case and P.S. Your choice of Shugart or MPI (40 track) drive

A Fantastic Value \$349

2-Drive Cable. **\$24.95**
 4-Drive Cable. **\$34.95**
 (Add \$6 for shipping and insurance)

CORVUS 10 megabyte hard disk for Mod. I or II
ONLY \$4795

ESCON CONVERSION FOR IBM SELECTRIC

Complete w/microprocessor controller and power supply. Factory built. User installs solenoid assembly or it can be done at Esccon factory at nominal cost.

Parallel version/TRS-80, \$575 **Only \$514**
 TRS-80 Cable (specify Mod I or II) **\$25**
 (Add \$6 for shipping)

PERCOM ELECTRIC CRAYON

List \$249.95 **ONLY \$229.95**

Prices in this ad are for prepaid orders. Charge cards and C.O.D. 2% higher. Deposit may be required with C.O.D. All prices subject to change and offers subject to withdrawal without notice. Radio Shack and TRS-80 are trademarks of the Tandy Corporation. CP/M is a trademark of Digital Research.

— WRITE FOR FREE CATALOG —

MiniMicroMart, Inc.

1618 James Street, Syracuse, NY 13203 (315) 422-4467

TWX 710-541-0431





✓ 450

INC

TO ORDER CALL TOLL FREE

1-800-321-2037

IN OHIO CALL COLLECT (216) 566-9130

TRS-80 and Radio Shack are registered trademarks of Tandy Corp.



THE CHESTERFIELD BUILDING • 1801 EAST 12TH STREET, SUITE 222 • CLEVELAND, OHIO 44115

NEW

the MAGIC WAND™
SPECIAL!.....\$299.95

NEW

the most powerful, most flexible, most reliable, most useable word processing software available for a CP/M® based TRS-80® model II.

MAGIC WAND™ can do more work in less time with high quality than any other product you can buy.

The command structure is simple, logical and complete. The programs are crash-proof and completely reliable.

The system is supported by what users say is the best user's manual ever produced for microcomputer software.

FEATURES

- Full screen text editing
- Full text formatting commands
- Merging with external data files
- Up to 128 variables
- Conditional commands
- True proportional spacing

QUOTES FROM THE June, 1980 Microcomputing article "Super Word Processors" by Rod Hallen

"Of all the word processors I have used (and that includes a dozen or more), the Magic Wand is the most versatile. The Wand has almost all of the features of other processors, plus many new ones of its own. It measures up to even the word-processing software running on the largest mainframe computers."

"... Magic Wand is an outstanding example of the new levels of software that are being written for the small businessman, although I can't imagine a business of any size that couldn't use software of this quality."

- MAGIC WAND** - will also operate on Oasis based systems
 - will operate on 16k but we recommend 32k for adequate operating memory
 - is available on 5 1/4" and 8 diskettes

MAGIC WAND is a copyrighted program by Small Business Applications Inc., TRS-80 is a registered trademark of Tandy Corp., CP/M is a registered trademark of Digital Research Corp.

AIDS-III* by MTC**MODEL I...\$69.95****MODEL II...\$99.95**

Introducing the latest addition to MTC's family of data management systems. AIS-III. NO PROGRAMMING, easy to use. COMPLETE PACKAGE including demonstration application, documentation and MAPS-III (see below).

- Up to 20 USER-DEFINED FIELDS of either numeric or character type.
- CHARACTER-type fields may be any length (total up to 254 characters).
- NUMERIC-type fields feature automatic formatting, rounding, decimal alignment and validation.
- Full feature EDITING when adding or changing records
 - ENTER FIELD (can't type in more characters than specified)
 - BACKSPACE (delete last character typed)
 - DELETE FIELD contents
 - RESTORE FIELD contents
 - RIGHT JUSTIFY FIELD contents
 - SKIP FIELD (to next or previous field)
 - SKIP RECORD (to next or previous record)
- SORTING of records is MACHINE CODE assisted
 - 200 RECORDS (40 characters) in about 5 SECONDS.
 - ANY COMBINATION of fields (including numerics) with each field in ascending or descending order.
- SELECTION of records for Loading, Updating, Deleting, Printing and Saving is MACHINE CODE assisted
 - Specify up to 4 CRITERIA, each using one of 6 RELATIONAL COMPARISONS.
 - LOAD or SAVE selected records using MULTIPLE FILES
 - Example: Select records representing those people who live in the state of Colorado, but not in the city of Denver, whose last name begins with "F" and whose income exceeds \$9000.00
 - Example: Select records representing those sales made to XYZ COMPANY that exceeds \$25.00 between the dates 03/15 and 04/10.

MAPS-III (MTC AIDS PRINT SUBSYSTEM), included at no charge.

- COMPATIBLE with AIDS-II data files and AIDS subsystems.
- Move up from AIDS-II and EXPAND to 20 field capability WITHOUT REENTERING DATA.
- AIDS-II (Model I or II) owners may UPGRADE FOR ONLY \$25.00.

*WARNING! This program is written in BASIC and can be listed in the normal manner. Modification of program code is NOT RECOMMENDED due to its extreme complexity.

NEWDOS/80

by Apparat

Apparat's long-awaited successor to NEWDOS+ is here! This is not an enhanced version of NEWDOS, but a completely new product. Simplified DOS commands can be instantly executed from BASIC, even within a program, without disturbing the resident code. System options, such as password protection, number and type of disk drives, BREAK key enable/disable and lowercase modification recognition, can be quickly and easily changed. Five new random-access file types allow record lengths of up to 4096 bytes, and no FIELDing! A powerful CHAIN facility allows keyboard INPUTs to be read from a disk file. An improved RENUMBER facility permits groups of statements to be relocated within program code. Diskettes may even be designated as RUN-ONLY! Features all NEWDOS+ utilities (SUPERZAP 3.0, etc.) and much more! One MTC technical staff member said having NEWDOS/80 is "better than sex" (you'll have to judge for yourself!). Includes 180-page instruction manual and MTC QUE card.

NEWDOS/80.....\$149.95
 MTC QUE Card only.....\$7.50
 CALL REGARDING OUR NEWDOS+ UPGRADE PRICING.

Complete for Model I with all utilities
 Plus exclusive MTC QUE card!

NEWDOS +
\$69⁹⁵ by Apparat**40 TRACK VERSION.....\$79.95**

includes REF, RENUM, SUPERZAP, EDITOR/ASSEM., DISASSEM., DIRCHECK, and more! This is the original NEWDOS with all of Apparat's utility programs. Includes exclusive MTC QUE (Quick User Education) card.

MTC QUE Card only.....\$1.50

AIDS
CALCULATION SUBSYSTEM
(CALCS)

MTC's most popular AIDS subsystem. Use for report generation involving basic manipulation of numeric data. Features are:

- User-specified page title
- Columnar Headings
- Optional Indentation
- Columnar subtotals generated when there is a change in a user-specified column.
- User-specified Columnar Totals
- Columnar values computed using constants and/or column values
- Balance forward calculations (Ex: Gross sales equals previous gross sales + sale amount + sales tax).
- Use for accounting, inventory, financial and other numeric-based information systems.

MTC CALCS.....\$24.95

For Model II.....\$39.95

LTM

INC

DISTRIBUTORS OF TOP QUALITY DISKS, DOS & DATA MANAGEMENT SYSTEMS

THE TOOL BOX

Any 3,
\$49.95

For Model II \$74.95

TDAM \$19.95
For Model II \$29.95
Includes MTC QUE Card!

Having trouble with RANDOM FILES? With MTC's Table-Driven Access Method (TDAM) you'll never fret over FIELDing again. No knowledge of random access files is required. Insert the TDAM "interpreter" into any BASIC program and type in a few DATA statements describing the information in your files. TDAM does the rest! Reads and writes fields and records of any type (even compresses a DATE field into 3 bytes!). Features automatic file buffer allocation/deallocation, memory buffering, sub-record blocking/deblocking, and handles up to 255 fields per record. Super fast and super simple! Complete with TDAM interpreter, instructions and demo program. Requires programming experience.

DIVERGE \$19.95
For Model II \$29.95

Compares two BASIC program files, showing the differences between them. Identifies & lists lines which have been inserted, deleted, & replaced. Use for version control.

REBUILD \$19.95
For Model II \$29.95

Reorganize programs for adding program code, faster execution, readability. Much more than simple renumbering. Rearrange groups of statements within a program - automatically updates references to line numbers. Use with SUPERSEDE and MINGLE for maximum effect.

SIFTER \$19.95
For Model II \$29.95

Twelve in-memory high-speed sorts for use in any BASIC program: stable, non-stable, with/without tags, for numeric or string data. Random File Sort included. Some sorts written in machine code. Includes sort subroutines, demo programs and instructions. Relocate as needed with REBUILD. Requires programming experience.

SHRINK \$19.95
For Model II \$29.95

Makes Every Byte Count! Make programs smaller and faster! Combines lines & removes unnecessary code including remarks, without altering program operation. Typically reduces program size 25% to 40%.

SUPERSEDE \$19.95
For Model II \$29.95

A "must have" for the professional programmer or the serious amateur. Probably one of the greatest time-savers available. Write programs in shorthand - change variable names - generate program documentation - use with REBUILD and MINGLE to build new programs from old ones.

MINGLE-II \$19.95
For Model II \$29.95

Merge up to 14 files (Program or Data) into a single file. Data files may be merged in ascending or descending sequence with the ordering based on a user-specified comparison field. A very handy utility for consolidating data files.

Single sided, Single density, Soft-sectored

DISKETTES

Verbatim 5 $\frac{1}{4}$ -inch

\$23⁹⁵

 Box of 10

10 Boxes of 10 (each box) \$22.95

Hard-sectored (10-hole), Box of 10 \$26.95

8-inch FLOPPIES

Single-density, Box of 10 \$29.95

Double-density, Box of 10 \$39.95

PLASTIC LIBRARY CASES

5 $\frac{1}{4}$ -inch or 8-inch diskette case \$3.0050 (5 $\frac{1}{4}$ -inch) diskette file box \$29.95FACTORY FRESH, ABSOLUTELY FIRST
QUALITY. Minimum order 1 box. NO order limit!Transfer PROGRAMS and DATA
from MODEL I to MODEL II

TRAN-SEND

\$49⁹⁵

 by MTC

Requires MODEL II and MODEL I with disk & RS-232. Simple to use, not a kit - nothing else to buy. Complete with custom cable, 5 $\frac{1}{4}$ " & 8" floppies, instructions. May be used over phone lines. Custom Cable only \$19.95

Suitable for use with Radio Shack® transfer program (ACT 0131)

Let your TRS-80® Teach You ASSEMBLY LANGUAGE

REMSOFT's unique package, "INTRODUCTION TO TRS-80® ASSEMBLY PROGRAMMING" includes ten 45-minute lessons on audio cassettes, a display program for each lesson providing illustration & reinforcement, and a text book on TRS-80® Assembly Language Programming. Includes useful routines to access keyboard, video, printer and ROM. Requires 16K - Level II, Model I.

REMASSEM-1 \$69.95

Let Your TRS-80® Teach You ASSEMBLY LANGUAGE DISK I/O TECHNIQUES

REMSOFT does it again! REMDISK-1 is a concise, capsulated supplement to REMASSEM-1. Package consists of two 45-minute lessons on audio cassettes, and display programs providing illustration and reinforcement. Provides specific track and sector I/O techniques, and sequential and random file access methods and routines.

REMDISK-1 \$29.95

The perfect supplement for your
NEWDOS+, from IJG, Inc.

"TRS-80 DISK AND OTHER MYSTERIES"

by Harvard C. Pennington

132 pages written in PLAIN ENGLISH packed with HOW TO information with details, examples and in-depth explanations. Recover lost files and directories, remove file protection, make BASIC programs unlistable. How to use SUPERZAP, recover from DOS errors and MORE!

TRS-80 DISK \$19.95

All products
guaranteed for
replacement only.
Prices, Specifications &
Offerings subject to
change without notice.

MOST ORDERS
SHIPPED
WITHIN ONE
BUSINESS DAY


WE ACCEPT
• VISA
• MASTER CHARGE
• CHECKS
• MONEY ORDERS
• C.O.D.

• Add \$2.50 for
standard UPS
shipping & handling
• \$2.00 EXTRA
for C.O.D.
• Ohio residents
add 5 $\frac{1}{2}$ % sales tax.

LTM

INC

TO ORDER CALL TOLL FREE
1-800-321-2037
IN OHIO CALL COLLECT (216) 566-9130



TRS-80 and Radio Shack are registered
trademarks of Tandy Corp.

THE CHESTERFIELD BUILDING • 1801 EAST 12TH STREET, SUITE 222 • CLEVELAND, OHIO 44115

ADVERTISERS

RS Number	Page	RS Number	Page	RS Number	Page
81 AB Computers.....	134	320 Fisher Associates.....	80	116 Newby Software Development Co.....	130
282 ACR Consultants.....	46	293 Form Village.....	182	243 Newtech.....	107
368 AEM Computer Services.....	213	102 Fuller Software.....	182	74 Northeast Microware.....	228
452 A.M. Electronics.....	155	203 G.P. Associates.....	182	472 Northwest Micro Solutions.....	158
445 AT-80.....	100	254 Galactic Software Ltd.....	211	245 Okidata Corp.....	31
229 Access Unlimited.....	178	333 Galactic Software Ltd.....	60	389 Omega Sales.....	113
34 Acorn Software Products.....	106	475 GAMECRAFT.....	221	267 Omikron.....	159
97 Adventure International.....	120, 137	342 Allen Gelder Software.....	60	296 Orange Micro.....	86
280 Advanced Management Strategies.....	25	79 Allen Gelder Software.....	98, 211	480 Opamp Technical Books.....	157
387 Aerocomp, Inc.....	97	251 General Computer Company.....	213	96 PCD Systems.....	136
69 Alpha Byte Storage.....	59	75 Godbout.....	86	370 Pacific Exchanges.....	182
401 Alpha Products Company.....	161	218 Good-Lyddon Data Systems.....	94	153 Pacific Office Systems.....	221
262 Alpha Products Company.....	161	270 Mark Gordon Computers.....	165, 199	228 Palomar Software.....	198
210 Alpha Products Company.....	161	435 Harnessed Technology.....	117	64 Pan American Electronics.....	170
124 Alphanetics.....	103	419 Hayden Book Company, Inc.....	69	207 Pensadine Computer Services.....	98
138 The Alternate Source.....	111, 151, 205, 213	383 Heath Company.....	21	1 Percom Data Company.....	Cov. II, 181
397 American Business Computers.....	198	23 Hobby World Electronics.....	238	408 Percom Data Company.....	181
396 American Business Computers.....	207	103 Howe Software.....	104	409 Percom Data Company.....	181
284 Apparat, Inc.....	92, 93, 167	37 IJG Inc.....	194	410 Percom Data Company.....	181
47 Applied Economic Analysis.....	106	300 Information Technology Systems.....	187	258 Percom Data Company.....	3
* Archbold Electronics.....	233	305 Insiders Software Consultants Inc.....	169	43 The Peripheral People.....	95
414 John Armstrong.....	95	2 Instant Software.....	42, 43	422 Personal Micro Computers Inc.....	64
146 Audio Video Systems.....	130, 136, 215	429 Interactive Fiction.....	134	* Phase I Systems.....	53
48 Automated Simulations.....	34	246 Interface, Inc.....	150	273 Pickles & Trout.....	188
201 Barnstrann Corporation.....	217	319 Interface Technology.....	158	200 Priority One.....	218, 219
49 Basics and Beyond, Inc.....	194	287 Interlude.....	15	17 The Program Store/Realsoft.....	77
351 The Berg Works.....	150	187 International Software Associates.....	229	21 Programma International.....	79
417 Beta Computer Devices.....	130	295 Interpretive Education.....	104	364 The Programmers Guild.....	162
357 Big Five Software Company.....	193	331 Interpro.....	60	441 Prosoft.....	228
377 Blitz Systems Software.....	54	315 JLS.....	151	188 Quality Software.....	183
444 Blitzbytes.....	100	190 JPC Products.....	201	269 Quant Systems.....	215
235 The Bottom Line.....	213	155 JR Software.....	215	304 Quarp Publishing.....	231
6 The Bottom Shelf, Inc.....	171	398 J&R Electronics.....	205	460 RAC Computer Products.....	162
57 Bourrut Consulting Corp.....	106	193 Joe Computer.....	225	41 Racet Computers.....	115
382 Business Micro Products.....	74	85 Johnson Associates.....	231	345 Racet Computers.....	58
393 CMS, Inc.....	134	149 Kogyosha Company.....	94	400 Radio Shack Dealer (MA).....	205
298 CPU Shop.....	85	375 Krell Software.....	225	241 Rational Software.....	164
145 C&S Electronics Mart Ltd.....	229	53 LNW Research.....	74, 203	* Reality Software Company.....	217
294 Caldata Systems.....	151	450 LTM Inc.....	240, 241	433 Red Arrow Electronics.....	95
62 Ceodac, Inc.....	98, 123	14 Level IV Products, Inc.....	163	70 Remsoft Inc.....	182, 193
46 Checks To-Go.....	121	* Lifeboat Associates.....	199	468 Rochester Data Inc.....	229
459 Chicatrug News.....	157	471 Linnex Research Associates Ltd.....	217	191 Rondure Company.....	175
32 Cload Magazine.....	126	15 Lobo Drive International.....	Cov. III	271 S-C Computer Technology.....	130
100 CompuCover.....	130	451 MTS Enterprises.....	80	* S.J.W. Inc.....	176
199 Computer Case Company.....	211	336 Maco Manufacturing.....	56	* S&M Systems Inc.....	154, 232
220 Computer Consultants.....	68	59 Magnetic Media Distributors.....	151	291 Scientific Engineering Lab.....	94
209 Computer Program Associates.....	61	340 The Management.....	58	195 Seidel's Electronics.....	108
261 Computer Simulations.....	215	87 Management Systems Software.....	188	297 Service Technologies, Inc.....	170
390 Computer Textile.....	154	90 Manhattan Software, Inc.....	232	255 Michael Shrayser Software.....	73
321 Computers Unlimited.....	193	343 Matchless Systems.....	60	19 Simutek.....	102, 191, 194, 204, 214, 233
479 Computers 'R' Us.....	225	309 Judson McClendon.....	96	67 Sirius Systems.....	112
392 Computex.....	182	128 Med Systems Software.....	63	18 Small Business Systems Group.....	135
415 Computex.....	231	421 Medfield Computer Software.....	78	30 Small System Software.....	122
9 Computronics, Inc.....	138-145	330 Mediamix.....	56	232 Snapp.....	13
204 Comsoft.....	164	104 Mercer Systems, Inc.....	205	434 Soft Sector Marketing Inc.....	173
10 Contract Services Associates.....	131	20 Meta Technologies Corp.....	6, 7, 9, 11	416 Software Central.....	227
465 The Cornsoft Group.....	120	54 Micro Architect.....	98	399 Software Efficiency.....	150
233 Cottage Software.....	205	214 The Micro Clinic.....	228	42 Software Etc.....	166, 185, 197
447 Creative Developments.....	78	379 Micro-Design.....	228	478 Software Innovations.....	187
* Cryptext Corporation.....	120	476 Micro-80.....	187	286 The Software Mart.....	16, 17
7 Custom Computer Center.....	82	89 Micro Learningware.....	215	474 Sounds, Etc. Inc.....	224
121 Custom Electronics.....	215	72 Micro Management Systems Inc.....	89	373 Southern Innovative Design (SID).....	14
* Cybernetics, Inc.....	127	68 Micro Matrix.....	133	455 Starr-80.....	95
439 D-Soft.....	215	29 Micro Mega.....	102, 227	449 Sterling Computer Products.....	136
44 Data Train, Inc.....	46	310 Micro Mint.....	196	438 Stocking Source.....	37
274 Data Trans.....	203	384 Micro Systems Software Inc.....	149, 183	82 Sturdivant & Dunn, Inc.....	228
453 Data Truss, Inc.....	136	95 Microcomp Software Systems.....	98	150 Sublogic.....	54
436 Data Wholesale.....	232	470 Microcomputer Systems.....	158	151 Sun Research.....	200
302 Decision Master/Interlude.....	41	28 Microcomputer Technology Inc.....	92, 93, 167	403 Superior Software.....	130, 224
424 Discount Software.....	103	307 Microcosm, Inc.....	68	266 Synapse Video.....	94
440 Discount Software Group.....	75	325 The Micromatic Corp.....	58	211 Synergistic Solar Inc.....	121
412 Discovery Games.....	215	425 The Micromatic Corp.....	164	358 Syracuse R&D Center.....	175
481 Disk Supply Co.....	124	332 Micromatic Programming Co.....	56	467 Systems-80.....	224
88 Documan Software.....	198	* Micron, Inc.....	86	327 TYC Software.....	58
335 E&L Instruments Inc.....	58	360 Microtek Inc.....	49	45 Taranto & Associates.....	72
477 Edu-ware.....	175	112 Miller Microcomputer Services.....	99	25 Texas Computer Systems.....	204
* Eighty Microcomputing.....	26, 34, 88, 209, 210, 235, 236	24 Mini Micro Mart Inc.....	239	437 Tulsa Microsystems, Inc.....	108
58 Electronics Specialists.....	102	338 Mics, Inc.....	56	428 Max Ule Advertising & Marketing Inc.....	76
26 Electronic Systems.....	237	221 MISOSYS.....	199	423 Unilogic.....	76
278 Emrol Systems Inc.....	187	328 Morton Technologies Inc.....	60	292 Universal Interface.....	118
404 Epson America.....	57	285 Mullen Computer Products.....	233	301 Universal Software Applications.....	96
40 Esmark, Inc.....	129	144 Mumford Micro Systems.....	105	31 V R Data Corporation.....	119
3 Exatron.....	Cov. IV	456 NBCC.....	228	111 Vern Street Products.....	86
12 FMG Corporation.....	101	* NRI Schools.....	50	432 Vern Street Products/Keyline Computer Products.....	227
469 Falcon Computer & Services.....	175	430 National Computer Shows.....	147	279 Wilson Software Division.....	215
		194 New England Business Service, Inc.....	157	355 Zocchi Distributors.....	108

*This advertiser prefers to be contacted directly.

When It Comes To TRS-80 Add-on Memory...

LOBO Has It All.

LOBO DRIVES manufactures disk drive subsystems designed to provide TRS-80* users with a wide selection of low-cost, high-speed, efficient, mass-storage capabilities. Every LOBO DRIVES Memory System is thoroughly tested and burned-in to assure reliability and carries LOBO's unique one year, 100% parts/labor warranty.

Expansion and enhanced capabilities are key words in achieving full utilization of your computer system. LOBO DRIVES complete line of TRS-80 compatible disk drive subsystems is the ideal, cost effective way to provide the expansion capabilities you need to meet your system growth requirements.

*TRS-80 is a trademark of Radio Shack, A Tandy Company

TRS-80 MODEL II

LOBO DRIVES makes expanding your TRS-80 Model II very, very easy. Now you can add more floppy disk memory at less cost. And, LOBO can provide you with up to 40 MBytes of fixed disk Winchester technology storage capacity that is completely software compatible to your Model II.

- Model 800-850 8-inch dual Floppy Systems
- Model 1850 Dual Floppy/Fixed Disk Memory System

MODEL 1850 DUAL FIXED/FLOPPY DISK MEMORY SYSTEM


LOBO DRIVES has combined a 5 or 10 MByte Winchester technology fixed disk and 1.6 MByte double-sided, double-density floppy disk drive in one cabinet. The unique controller can accommodate two dual units. Now you can have the speed and reliability of fixed disk, with built-in floppy back-up.

- 5 or 10 MByte Fixed Disk Capacity
- Up to 1.6 MByte Floppy Disk Capacity
- Winchester Reliability
- Software Compatible

MODEL 800/850 DUAL FLOPPY DISK MEMORY SYSTEM

Complete with stylized cabinet, power supply, controller, interface, and cables, the Model 800/850 Dual Floppy Disk Memory System is the ideal way for the serious user to expand his disk-based TRS-80.

- Up to 3.2 MBytes Capacity
- Single-side, Single or Double Density
- Double-Side, Single or Double Density
- Complete Software Compatibility
- High Speed Access Time



MODEL 400 5 1/4-INCH FLOPPY DISK MEMORY SYSTEM

A low-cost, high performance, software-compatible Floppy Disk for TRS-80 Model I users.

- Up to 220 KBytes Capacity
- Single/Double Density
- Soft Sector Format
- 298 Msec Access Time

MODEL LX80 EXPANSION INTERFACE

LOBO DRIVE's new Model LX80 expansion interface enhances system performance by expanding disk storage capacities beyond 40 MBytes, adding a second serial port and facilities for an additional 32 K RAM. The LX80 permits you to achieve the maximum expansion capabilities of your TRS-80

- Connects Directly to Keyboard
- Two Serial Ports (optional)
- One Parallel Expansion Port (standard)
- One Parallel "Centronics" Printer Port (Standard)
- Supports Double Density 5 1/4 and 8 inch Floppies
- Separate Port for 8-inch Floppies
- Switch for Overriding Keyboard ROM
- Separate Port for Fixed Disk Drives

MODEL 950 DUAL FLOPPY/FIXED DISK MEMORY SYSTEM

LOBO combines the outstanding capabilities of the latest technological breakthrough in disk drives, the Shugart Technology 5 1/4-inch Micro Winchester fixed disk drive with the proven reliability of the Model 400/450 Floppy Disk in one

easy-to-use cabinet.

- The Storage Capacity of 16 double-sided, double-density Mini-Floppies
- Built-in Floppy Disk Back-up
- 170 Msec Average Access Time
- Sealed Environment/Winchester Reliability

NOTE: Limited Availability in the Fall, 1980

See your nearest dealer, call, or write for the complete LOBO DRIVES story... find out just how competitively priced a quality drive can be



935 Camino Del Sur
Goleta, California 93017
(805) 685-4546
Telex: 658 482

Pump Up Your TRS-80 with the ES/F Mass Storage System



THESE FACTS SPEAK FOR THEMSELVES!

	CASSETTE	ES/F	MINI-DISK
SPEED (Seconds to load "Blackjack")	56	6 (5' wafer)	6½
CAPACITY (thousands of bytes)	38 (C-20)	64 (75' wafer)	59 (TRSDOS)
RELIABILITY (Designed for digital data?)	NO	YES	YES
SYSTEM COST (First unit plus interface)	\$60	\$250	\$800
MEDIA COST (in quantities of ten)	\$3.10 cassette	\$3.00 wafer	\$3.20 disk

Let's face it. Cassette players were not designed to store digital data and programs. That's why we designed a digital storage system using a continuous tape loop: the Exatron Stringy/Floppy (ES/F) and the Wafer. There's no expensive interface to buy—the ES/F comes ready to pump up your TRS-80.*

Once your TRS-80* is pumped up by our ES/F . . . you won't want to deflate it. We're so sure, that we offer an unconditional 30-day money-back guarantee and a one-year limited warranty. Over 2,000 TRS-80* owners have met the wafer . . . why don't you?

TRS-80

**EXATRON'S
STRINGY/FLOPPY...
SPEED, CAPACITY
AND RELIABILITY
FOR ONLY \$249.50**

**CALL
OUR HOTLINE
(800)-538-8559**

IN CALIFORNIA,
CALL (408)-737-7111



exatron, inc.
181 Commercial Street
Sunnyvale, Calif. 94086

*TRS-80 is a registered trademark of Tandy Corp.