

Adobe® After Effects® 4.0

*The ultimate tool
for motion graphics
and visual effects*

Adobe After Effects offers you the speed, precision, and creative control you need to produce superb motion graphics and visual effects for film, video, multimedia, or the Web. With its professional compositing, 2D animation, and effects tools, After Effects delivers a powerful tool kit for designing openers, bumpers, titles, games, Web animations, and other projects that meet your high standards.

Control layers with precision

With After Effects, you can combine unlimited layers of moving and still images. You can then add any number of keyframes, animate and apply visual effects to each layer, and adjust those layers until a composite looks and moves exactly as you want. As you work, you enjoy fine control over every aspect of your composite—from subpixel positioning to the shape and velocity of each animation path.

Integrate with Adobe products

After Effects works beautifully with Adobe Photoshop®, Adobe Illustrator®, and Adobe Premiere® software. To animate layered Photoshop or Illustrator files, import them as compositions with their layers preserved. After Effects even maintains the alpha channels, adjustment layers, transfer modes, and layer effects in your Photoshop files. When you import Adobe Premiere projects as compositions, the edited clips come in as layers arranged in the appropriate time sequence.

Handle media flexibly

With After Effects, you can mix file resolutions from small thumbnails up to 4,000-pixel-by-4,000-pixel frames. As you layer, animate, and add effects to your projects, use RAM Preview to check how your files play back in real time. Then simultaneously output multiple versions of a single composition for film, video, multimedia, and the Web, or batch-render different compositions efficiently using the Render Queue.

Choose the right version

After Effects is available in two versions: The Standard version provides the core compositing, 2D animation, and visual effects tools that motion graphics and effects designers need; the Production Bundle version includes all of these tools plus more sophisticated keying, motion control, distortion, and audio effects for designers who need even more exacting control.

Whether you design motion graphics or visual effects, you can rely on After Effects to deliver the impeccable professional results you require.

Windows®
Macintosh



Key Features

Production Bundle Version Only

Motion Pack

- Isolate and track the motion of an element on a layer, and then precisely attach a second layer to it with the Motion Tracker.
- Reduce unwanted motion in a single element on a layer with the Motion Stabilizer.
- Create random changes in color, motion, and other effects over time using the Wiggler.
- Manipulate the properties of one layer in relation to another layer using predefined or custom Motion Math scripts.
- Smooth a sketched motion path or any other path with the Smoother.
- Create natural-looking zoom effects by changing linear scale into exponential scale with the Exponential Scale tool.

Keying Pack

- Create combination mattes that offer superior control over hard-to-key images, such as images with windows, glasses of water, or transparent regions containing smoke, using the Color Difference key.
- Eliminate blue or green colors created by blue- or green-screen reflections using the Spill Suppressor.
- Constrict the matte to create a more natural edge between a person or object and the background image with the Matte Choker.
- Perform other sophisticated keying tasks using the Linear Color, Extract, Difference Matte, Color Range, Simple Choker, and Alpha Levels keys.



Create and animate high-quality distortions using warping effects, such as Mesh Warp (available only in the Production Bundle version).

Distortion Pack

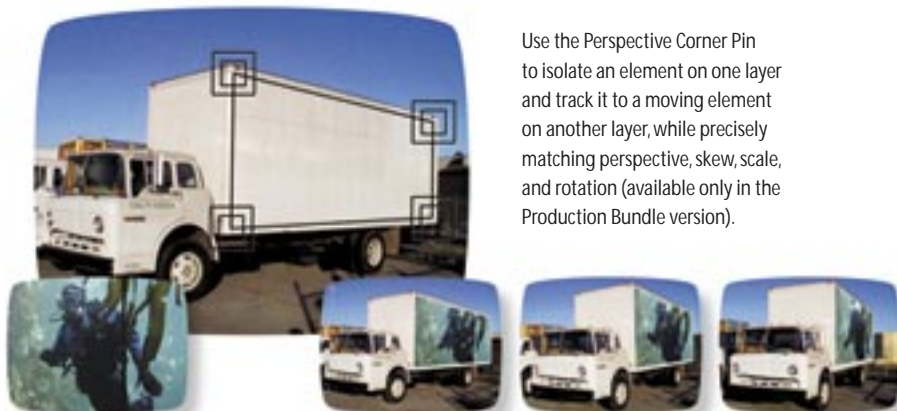
- Position four corners anywhere in a layer you want them to be (and at any perspective) using the Corner Pin special effect.
- Use the Displacement Map effect to turn one layer into an image map that affects another layer. For example, apply an image map to a still image of a flag to make it flap realistically in the wind.
- Pick out the brighter pixels along the edge of an object and create a diffuse halo with them using the Glow special effect.
- Distort images with exacting creative control using the Bezier Warp, Mesh Warp, and Reshape effects.
- Animate a group of objects, such as text, images, or exploding particles, so that they move independently and yet produce a consistent group behavior overall with the Particle Playground.
- Work with a wide selection of visual effects, including Lightning, Scatter, Ripple, Bulge, Twirl, and Wave Warp.

Audio Pack

- Add depth and character to a sound or make a single voice or instrument sound like many with Flange & Chorus.
- Remove high and low frequencies to enhance your sounds or create special sound effects with High-Low Pass.
- Produce a variety of echo and chorus effects with the Modulator.
- Isolate and fine-tune specific frequency ranges with Parametric EQ.
- Simulate a spacious or acoustically live interior with Reverb.
- Create simple tonal sounds such as door bell or a cacophony of beeps with Tone.



Create realistic animations of exploding letters, swarming bees, falling leaves, and other simulation effects with the Particle Playground (available only in the Production Bundle version).



Use the Perspective Corner Pin to isolate an element on one layer and track it to a moving element on another layer, while precisely matching perspective, skew, scale, and rotation (available only in the Production Bundle version).

With its powerful and precise tools, Adobe After Effects offers you extraordinary creative control: Position your layers exactly where you want them. Create and refine animation paths with complete flexibility. Design world-class effects with ease. Then output your motion graphics and effects for film, video, multimedia, or the Web.

Key Features

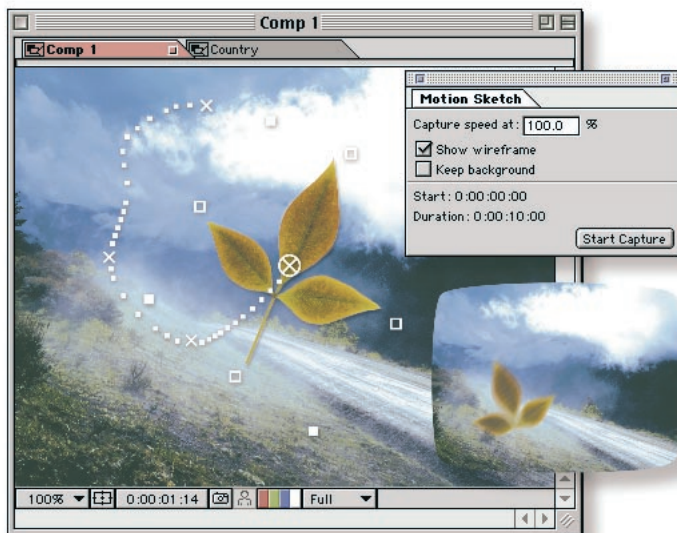
Standard and Production Bundle Versions

Powerful compositing






- Combine unlimited layers of video, audio, still image, and animation files.
- Create sophisticated traveling mattes using the Adobe-standard Pen tool or other easy-to-use drawing tools. Then apply these mattes to images with variable feathering.
- Create and manipulate alpha channels.
- Add up to 128 open or closed masks on each layer.
- Instantly combine masks in unusual shapes by applying Add, Subtract, Intersect, and Difference operations.
- Rotate and scale masks (or portions of a mask) in free transform mode.
- Apply interlayer transfer modes for fine control over the interactions between layers.

Uncompromising animation control

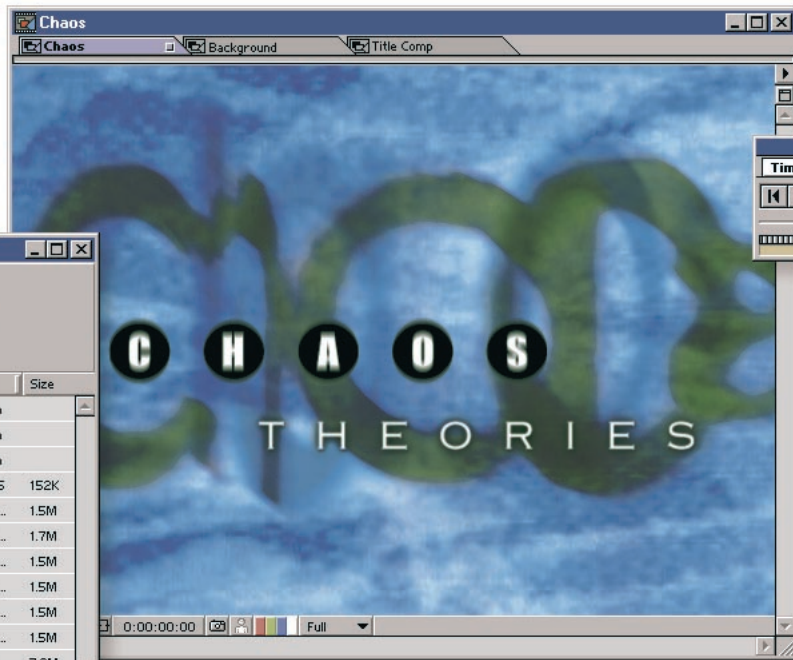
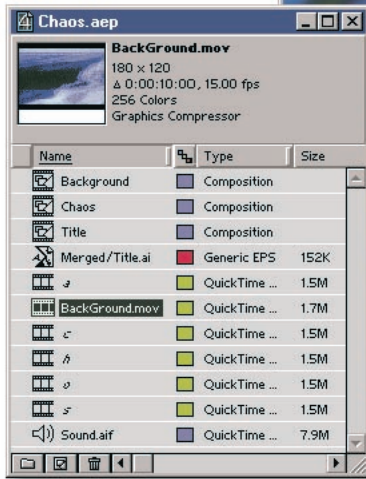
- Add unlimited keyframes to animate all layer attributes, such as position, rotation, and opacity.
- Precisely position and animate layers with accuracy to one sixty-five thousandth of a pixel.
- Design natural-looking motion paths using the unique roving keyframes feature.
- Draw animation paths and record the velocity of those paths as easily as you sketch an idea on paper with Motion Sketch.
- Use true motion blur for realism that simulates shutter duration with adjustable intensity.
- Apply time remapping for effects such as variable slow motion, frame stuttering, playback delay, backward playback, and hold frames.
- Animate mask positions, shapes, and feathering.
- Use the Path Text plug-in to animate text along masks of any shape.



Sketch a free-form animation path and record the velocity of that path in one simple move with the Motion Sketch tool.



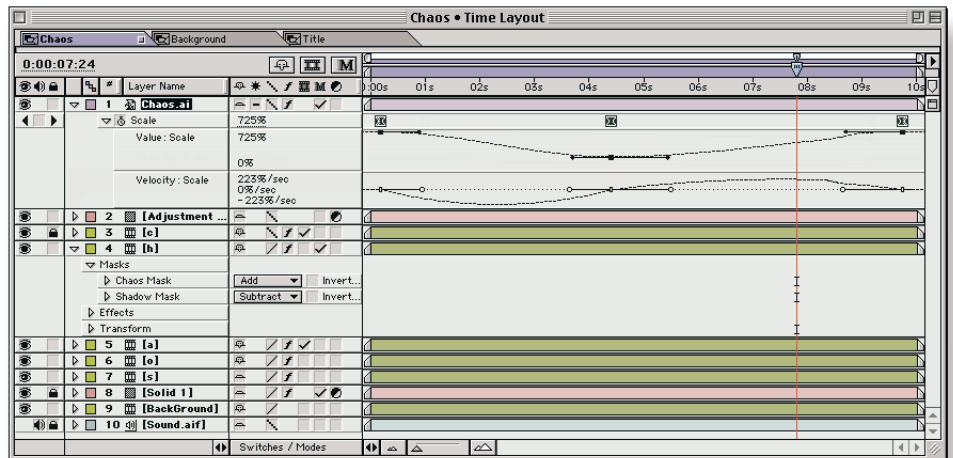
Assign color labels to media layers. Then use those labels for collective action, such as selecting all of your still-image layers.



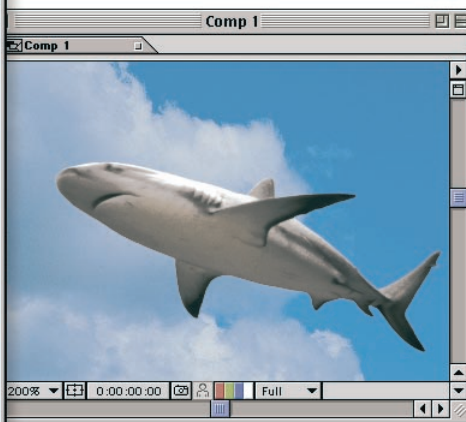
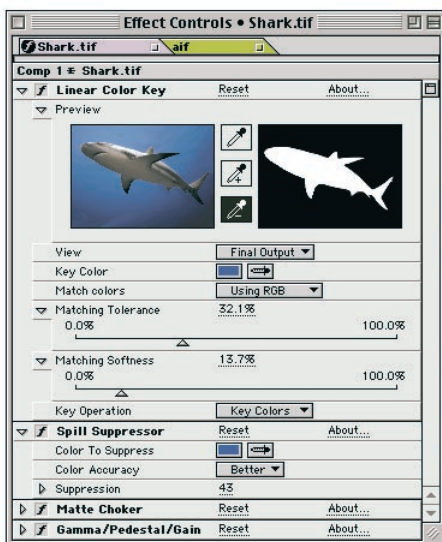
Work more efficiently with innovative tabbed windows. Organize Composition, Layer, and Footage tabs together for a more streamlined workspace, or drag them apart as necessary. Clicking a Composition tab makes the related tab jump to the front of the Time Layout window.

Hide, show, resize, move, or set up user-defined information columns to help organize your media in the Project window.

Specify an adjustment layer to apply effects globally to any layers that appear beneath it in the stacking order.



Add multiple masks to any layer to create a range of new effects. For example, draw any mask shape, stroke it, and set text to animate along the mask's path.

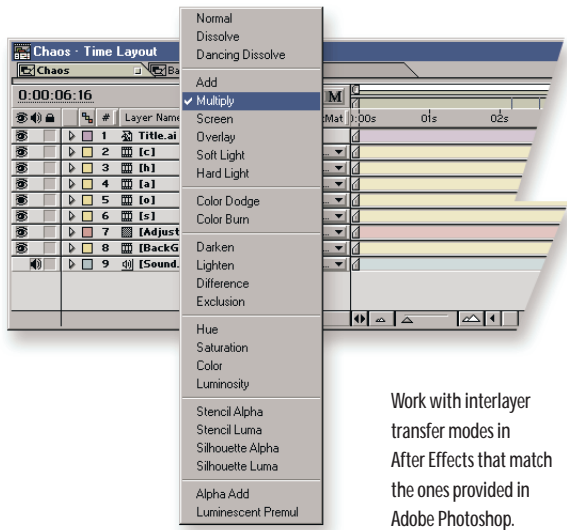


Work with sophisticated keying controls to create combination mattes, eliminate blue or green color reflections, constrict the matte edge, set keying criteria for more natural-looking mattes, and perform other keying tasks.



Leading-edge visual effects

- Animate text along any path shape. Even animate text parameters, such as tracking, character rotation, and jitter.
- Work with more than 85 visual effects plug-ins to stylize, enhance, and manipulate images and animate every control.
- Apply multiple effects for each layer.
- Produce unique elements by applying Render effects, such as Fill, Stroke, Audio Waveform, and others, to open or closed mask shapes.
- Create adjustment layers to apply effects globally to all of the layers that appear below them.
- Apply the Smear effect to stretch and distort part of an image over time.
- Alter the color values in your images using color adjustment controls that match those in Photoshop 5.0.



Professional-quality audio effects

- Adjust your audio levels precisely in the Audio palette, which offers VU meters with peak and clip indicators.
- Prepare or even resample audio using professional-quality sampling rates from 8 kHz to 48 kHz (Macintosh) or 96 kHz (Windows).
- Play your audio clip from the last frame or keyframe to the first frame or keyframe with the Backwards effect.
- Make basic adjustments to audio tone with Bass & Treble.
- Repeat the sound in an audio clip at specified intervals with Delay.
- Pan from the left speaker or channel to the right speaker or channel, or vice versa, with Stereo Mixer.

Flexible media handling

- Mix multiple file resolutions from small thumbnails up to 4,000-pixel-by-4,000-pixel frames.
- Play back your compositions in real time with or without sound using RAM Preview.
- Perform multiple renders of a composition at various sizes, or batch-render any number of different compositions. Even save render templates.
- Enjoy cross-platform support for QuickTime 3.0.

Smooth integration into the Adobe product family

- Import Adobe Photoshop files with layers, alpha channels, adjustment layers, transfer modes, and layer effects intact.
- Import Adobe Illustrator files with layers intact.
- Dynamically resize Adobe Illustrator files to any resolution without loss of detail.
- Import Adobe Premiere projects as compositions. Edited Adobe Premiere clips appear as individual layers arranged automatically in the appropriate time-based sequence.
- Copy and paste masks from Illustrator or Photoshop for use in your After Effects compositions.
- Position layers precisely using the Align palette or rulers and guides that work like those in Illustrator and Photoshop.
- Work efficiently with tabbed windows, tabbed palettes, and other innovative features in the elegant user interface.

Professional final results

- Use low-resolution proxies to speed up preliminary design—then revert to originals for final output.
- Control field-rendering order for jitter-free playback at any frame rate (up to 99 frames per second).
- Specify output frame rates and resolutions (up to 4,000 by 4,000) with anti-aliasing to meet all international broadcast standards, including HDTV.
- Compensate for nonsquare pixels in formats such as DV and D-1 video with the Pixel Aspect Ratio option.
- Translate seamlessly between film and video using the 3:2 Pulldown/Removal option.


Import/output formats

- Import QuickTime, native Photoshop (PSD), native Adobe Illustrator (AI), TIFF, Targa, BMP, PICT, multiframe sequences of still images, Filmstrip, AIFF, FLC, FLI, WAV audio, and ElectricImage files.
- Output QuickTime, native Photoshop (PSD), animated GIF, TIFF, Targa, PICT, multiframe sequences of still images, Filmstrip, AIFF, FLC, FLI, and ElectricImage files.
- On Windows only, import or output AVI files.



Adobe® After Effects® 4.0

The ultimate tool for motion graphics and visual effects



About Adobe Systems

Based in San Jose, California, Adobe Systems Incorporated, the award-winning provider of graphics and publishing solutions, gives you the power to make your ideas stand out—exactly as you intend. Whether you work in a design studio, in an office, or at home, Adobe software, images, type, and printing technologies offer you a seamless workflow for creating and distributing graphically rich communications in print and electronic media.

Adobe Systems Incorporated
345 Park Avenue
San Jose, CA 95110-2704 USA

Adobe Systems Pty. Ltd.
Level 5, 18-20 Orion Road
Lane Cove, NSW 2066, Australia

Adobe Systems Europe Limited
Adobe House, Mid New Cullins
Edinburgh EH11 4DU
Scotland, United Kingdom

Adobe Systems Co., Ltd.
Yebisu Garden Place Tower
4-20-3 Ebisu, Shibuya-ku
Tokyo 150-6017 Japan

World Wide Web
www.adobe.com

System Requirements

Power Macintosh

- Apple Power Macintosh computer
- Mac OS version 7.6.1 (or later)
- 32 MB of application RAM (64 MB or more recommended)
- 80 MB of available hard-disk space for installation (500 MB or larger hard disk or disk array recommended for ongoing work)
- CD-ROM drive
- Apple QuickTime 3.0 (or later)
- 16-bit color display adapter (24-bit color display adapter and video capture card recommended)

Windows 98/Windows NT® 4.0

- Intel® Pentium® processor
- Microsoft® Windows 98 or Windows NT 4.0 or later operating system
- For Windows 98: 32 MB of RAM (64 MB or more recommended)
- For Windows NT: 64 MB of RAM (96 MB or more recommended)
- 80 MB of available hard-disk space for installation (500 MB or larger hard disk or disk array recommended for ongoing work)
- CD-ROM drive
- Apple QuickTime 3.0 (or later)
- 16-bit color display adapter (24-bit color display adapter and video capture card recommended)
- Sound card recommended

Contents

- Adobe After Effects 4.0 software, plus:
 - Adobe Acrobat® Reader software for viewing Portable Document Format (PDF) files
 - QuickTime 3.0 software
 - Accom DDR/AE plug-in
 - Tryout versions of Adobe products and demonstration versions of compatible third-party products

- Training and support materials, including:
 - *Adobe After Effects 4.0 User Guide* and Adobe After Effects 4.0 Quick Reference Card
 - A tour movie of After Effects
 - Adobe After Effects 4.0 Software Development Kit
 - Adobe Technical Notes
 - Learning resources, including Adobe certified trainers, service providers, and more

In addition, the Production Bundle version offers these extra values:

- The Motion Pack for finely controlling motion in animations
- The Keying Pack for creating sophisticated keying effects
- The Distortion Pack for creating eye-catching time-based effects
- The Audio Pack for performing professional-quality audio processing and audio effects

Suggested Retail Price

US\$995 for the Standard version

US\$2,195 for the Production Bundle version

For More Information

To purchase the Production Bundle in the U.S. and Canada, call 800-685-3504 to be referred to your local Value-Added Reseller (VAR). To purchase the Standard version, contact your local Adobe Authorized Reseller. Reseller information is also available on the Adobe Web site at www.adobe.com/purchase/dealersearch.html.

In other countries, please contact the nearest Adobe distributor or representative. To receive a list of international Adobe distributors by fax, call our automated FaxYI fax-response system at 206-675-6137 and request Document 499950.

For a comprehensive list of After Effects features, visit www.adobe.com/prodindex/aftereffects.



This brochure was created using Adobe After Effects, Adobe Illustrator, Adobe PageMaker®, and Adobe Photoshop software, and Minion® and Myriad® multiple master typefaces from the Adobe Type Library. Adobe, the Adobe logo, Acrobat, Adobe Premiere, After Effects, Illustrator, Minion, Myriad, PageMaker, and Photoshop are trademarks of Adobe Systems Incorporated. Apple, Mac, Macintosh, and Power Macintosh are trademarks of Apple Computer, Inc., registered in the United States and other countries. QuickTime is a trademark used under license. Intel and Pentium are registered trademarks of Intel Corporation. Microsoft, Windows, and Windows NT are either registered trademarks or trademarks of Microsoft Corporation in the United States and/or other countries. All other trademarks are the property of their respective owners.
© 1998 Adobe Systems Incorporated. All rights reserved. Printed in the USA. BC1253 12/98