



© 1981 COMMODORE INTERNATIONAL. All rights reserved.
No part of this program or accompanying instruction leaflet may be
duplicated, copied, transmitted or reproduced in any form or by any
means without the prior written permission of Commodore Home
Computer Division.

Commodore Home Computer Division
675 Ajax Avenue, Slough Trading Estate,
Slough, Berks. SL1 48D England

<http://www.replacementdocs.com>

 **commodore**
COMPUTER



SUPER SLOT


SUPER SLOT

Instructions for use

SETTING UP

Read all instructions carefully — Check you have followed the correct procedure for setting up the VIC and inserting this cartridge.

Once you have plugged in this cartridge and turned on the VIC you may find the picture is offset to the left of your TV screen.

To centre the picture use the  key. Each time you press this key the image will move across the screen to the right. Keep pressing this key until you are satisfied the image is centred within your screen.


OBJECTIVE

This game is just like the fruit machines in arcades and casinos throughout the world. The object of the game is to try and win as much money as possible.

As a starter — you are given 80 coins with which you are able to gamble (if you are lucky) until your heart desires. See if you are able to beat our record of 6870 coins.


HOW TO START THE GAME



First of all turn the volume up, you may hear some pretty music.

To get the game started press  key. This action gives a command to show on the screen a breakdown of how to play SUPER

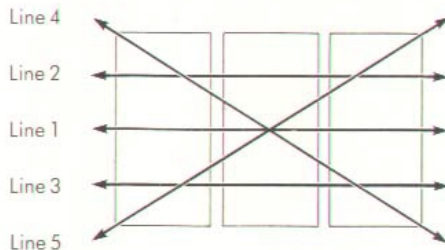
SLOT. To start the game properly press  key once again.

HOW TO PLAY THE GAME


Press  key — this will show you the different winning lines together with the amount you can win for each different combination.

To gamble your 80 coins just press  key. You may bet on up to 5 different winning lines (3 horizontal and 2 diagonal). If you press once, then just the middle line is gambled. If you press 

twice then the top horizontal line is gambled and so on up to 5 which is the bottom diagonal. The illustration shows the combinations of winning lines and the order in which they are selected.



Once you have selected the number of line(s) you wish to

gamble press the  key — this pulls the lever and starts the rollers spinning.

If you have a winning line(s) the amount won as well as the winning line(s) will be shown and the number of coins from previous games adjusted accordingly. You can then start gambling again.

If you run out of coins then simply press the  key and start again.

Happy Gambling!