





PINBALL SPECTACULAR

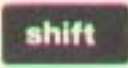

Loading the Cartridge and Starting the Game.

1. Turn your VIC-20 OFF before inserting or removing the cartridge.
2. Insert the cartridge (label side up) into the wide expansion port on the back of the computer.
3. Turn the VIC-20 ON. After a second or two, the opening title should appear on the screen. (If the title doesn't appear, turn your VIC-20 off then back on).

Adjusting Screen Position

To center the picture use the  and  keys. Each time you press the  key, the picture will move to the right, and when the  key is pressed, the picture will move towards the bottom of your TV screen. Keep using these two keys until you are satisfied the picture is centered within your screen. (NOTE: Once the game has begun you can not change the screen colors).

Eliminating Screen Flutter

On some TV sets with automatic fine tuning your screen may "flutter" up and down when using a computer or video game. To correct this, hold down the  key and hit the  key. (NOTE: Doing this with a standard TV set may cause the screen to flutter).

STRATEGY

From the moment you turn on the game you can see that this is no ordinary pinball configuration. **PINBALL SPECTACULAR** combines many of the elements of the classic computer game with lots of space game action. In place of the usual flippers, you'll find 2 sliding paddles. The bottom paddle operates like any flipper, but the top paddle "flips" the ball from below, as well as above.

Starting at the top you see 2 large multicolored walls. If you wipe out every block on either side you've uncovered an alien from outer space. Hit him and rack up points.

In between the 2 walls is **PINBALL SPECTACULAR'S** "haunted house". Hiding inside can be any number of ghosts. Guarding the entrance to the house is a spinning gate. The harder your ball pushes through the gate . . . the more points you make.

PINBALL SPECTACULAR'S greatest challenge comes from the lites scattered around the screen . . . First, the 5 lites at the bottom of the playfield; changing all 5 lites from frowns to smiles gives a 1000 point bonus. The second set of lites are the letterlites. They spell the word EXTRA. When you change every letter to green, you earn a free ball.

SCORING

1. You can play **PINBALL SPECTACULAR** using the GAME PADDLES, with 1 or 2 players. To start the game for 1 player, hit the YELLOW +1 function key. To start the game for 2 players, hit the YELLOW +3 function key.
2. To launch your ball, press the RED fire button on the side of each GAME PADDLE.

Yellow Blocks.....	30 Points
Red Blocks	40 Points
Violet Blocks.....	50 Points

Clear All Yellow on 1 Side.....	1000 Bonus Points
Clear All Red on 1 Side	1000 Bonus Points
Clear All Violet on 1 Side	1000 Bonus Points

Spinner	20 Points Per Revolution
---------------	--------------------------

Lucky Zone	2000 Points
------------------	-------------

Ghosts	100-5000 Points Each
Mystery Ghosts.....	????

Aliens	500 Times Value When Hit
--------------	--------------------------

All Faces Smiling	Adds 1 To Bonus Multiplier
-------------------------	----------------------------

All EXTRA Letters Same Color.....	Extra Ball
50,000 Points.....	Extra Ball